

SELECT COMMITTEE

at 6.30pm on Wednesday, 30th August 2017
Belle Vue Suite, 1 Belle Vue Square, Broughton Road, Skipton

Committee Members : The Chairman (Councillor Staveley) and Councillors Brown, Graham, Mason, Mercer, Moorby, Pighills, Shuttleworth, Solloway, Sutcliffe, Thompson and Whitaker.

Note : All Members are invited to attend and participate in this meeting.

AGENDA

1. **Apologies for absence**
2. **Confirmation of Minutes** – 26th July 2017.
3. **Public Participation** - In the event that any questions / statements are received or members of the public attend, the public participation session will proceed for a period of up to fifteen minutes. (Note: Where the participation relates to any particular item on the agenda, participation will usually be when that item is considered.)
4. **Declarations of Interest** – All Members are invited to declare at this point any interests they have in items appearing on this agenda, including the nature of those interests.

(Note: Declarations should be in the form of:

a “**disclosable pecuniary interest**” under Appendix A to the Council’s Code of Conduct, or “**other interests**” under Appendix B or under Paragraph 15 where a matter arises at the meeting which relates to a financial interest of a friend, relative or close associate.

A Member of Council who has a disclosable pecuniary interest must leave the room and not take part in the discussion or vote. When declaring interests under Appendix B or Paragraph 15 of the Code, Members must move to the public seating area, not vote, and speak only if members of the public are also allowed to speak at the meeting.)

5. **Police and Crime Commissioner’s Business Case : Future Governance of the North Yorkshire Fire and Rescue Service** – The Chairman of the North Yorkshire Fire and Rescue Authority, County Councillor Andrew Backhouse, will be attending the meeting to present and discuss with the Committee the Fire Authority’s counter proposal to the Police and Crime Commissioner’s Business Case for the future governance of the Fire and Rescue Service.

Report of the Member Services Manager. Attached.

Notes : The Committee will be meeting with the Police and Crime Commissioner, Julia Mulligan, on 6th September 2017 at 6.30pm to enable her to present and discuss her business case.

6. **Any other items** which the Chairman decides are urgent in accordance with Section 100B(4) of the Local Government Act, 1972.

Agenda Contact Officer: Chris Waterhouse,
Democratic Services,
cwaterhouse@cravendc.gov.uk
Tel. 01756 706235
21st August 2017

Recording at Council Meetings

Recording is allowed at Council, committee and sub-committee meetings which are open to the public, subject to

- (i) the recording being conducted with the full knowledge of the Chairman of the meeting; and
- (ii) compliance with the Council's protocol on audio/visual recording and photography at meetings, a copy of which is available on request. Anyone wishing to record must contact the Agenda Contact Officer (details above) prior to the start of the meeting. Any recording must be conducted openly and not disrupt proceedings.

SELECT COMMITTEE

26th July 2017

Present – The Chairman (Councillor Staveley) and Councillors Brown, Graham, Mason, Shuttleworth, Solloway, Sutcliffe, Thompson and Whitaker.

Officer – Environmental Services and Housing Manager, Waste Operations Manager, Senior Human Resources Officer and Committee Officer

Apologies for absence were received from Councillors Mercer, Moorby and Pighills.

Start: 6.30pm

Finish: 7.26pm

The minutes of the Committee's Crime and Disorder meeting held on 28th June 2017 were confirmed and signed by the Chairman, subject to an amendment in respect of reference to the technical capacity of the safety camera vans, to show that in responding to a question Inspector Crocker had stated that some discretion, 10% plus 2mph, was allowed over the speed limit.

Minutes for Report

OS.390

ABSENCE MANAGEMENT 2016-17

Further to Minute OS.370/16-17, the Senior Human Resources Officer submitted a report presenting the Council's sickness absence data for the period 1st April 2016 to 31st March 2017, together with comparative data in respect of total days lost and long / short term absence in the period 2007-08 to 2015-16

For 2016/17 the Best Value Performance Indicator target for sickness absence had been set at 8.5 days absence per fulltime employee (FTE). The actual average number of days lost per FTE in the year had been 8.31 days; with the total number of days lost amounting to 1,576.1 compared to 1,532.6 in 2015-16. Long term absence had increased by 24% (854.60 days in total : 4.51 days per FTE) and short term had decreased by 12% (720.50 days in total : 3.80 days per FTE). Across all services there had been 95 staff (49%) with nil absence, an improvement of 11% on 2015-16. Given the nature of the work the waste management service had historically shown the highest rate of absence, however due to good management practice and the support of a dedicated human resources representative, short term absence had reduced by 35% when compared to 2015-16. The Environmental Services and Housing Manager pointed out that the North Yorkshire Waste Partnership was currently looking at a benchmarking exercise on sickness absence, the outcome of which he would be able to share with the Committee. In presenting her report the Human Resources Officer highlighted the initiatives currently in place, the arrangements for absence monitoring and proposed initiatives, including consideration being given to the Council trialling a medical telephone service which employees, struggling to access an appointment with their own surgery, would be able to access and speak to a doctor. The cost to the Council would be approximately £6,500 per annum (£2.20 per employee per month). Statistics provided showed organisations using the service had experienced a reduction in absence.

During the course of the ensuing discussion Members raised a number of comments and questions, including the following, and received replies from the Human Resources officer as indicated.

a. Compared to the national average of four days, the Council's target of 8 days absence per fulltime employee was a little disappointing.

b. Waste management was to be congratulated on the work done in improving rates of absence; it would be interesting if future reports could show the position if the figures for waste management were separated out. Response : Yes, that would be possible.

c. Bearing in mind the proactive approach adopted by management within waste management, were managers within the remainder of the Council assessed on their efforts in managing sickness within their respective areas. Response : Managers were aware of their responsibilities for absence management and were monitored.

d. Could future reports provide an indication as to the estimated cost to the Council of sickness absence. Response : The estimated cost would be provided.

In discussing the proposed medical telephone service trial, Members expressed mixed views with regard to support or otherwise for the Council trialling the service, officers were asked to take those views into account in considering whether to progress the proposed trial. The Chairman indicated that the Committee would welcome a further report / information on the proposal before a decision was taken to proceed. In closing the discussion the Chairman thanked the Senior Human Resources Officer for her attendance and requested submission of a report, incorporating the additional information now requested at (b) and (d) above, in respect of the mid-year position on absence.

OS.391

NEXT MEETING - COMMITTEE WORK PROGRAMME

Further to Minute OS.389/17-18, Members were asked to note that arrangements had been made for Julia Mulligan, Police and Crime Commissioner for North Yorkshire, to attend the Committee's meeting on 6th September 2017 to present / discuss her business case for the future governance of the North Yorkshire Fire and Rescue Service. In commenting on the proposed meeting some members expressed the opinion that it would be helpful to involve representatives of the North Yorkshire Fire Authority in the meeting, or at least have an awareness of that Authority's position.

It was agreed that all Members of Council be invited to attend and participate in the meeting.

Chairman.



Proposal for Representation Model

Introduction

This document sets out the North Yorkshire Fire and Rescue Authority's alternative proposal to that set out in the business case developed by the Police and Crime Commissioner (PCC) for a transfer of governance from the current Authority to the PCC.

Whilst there is no requirement for a formal business case to change the governance arrangements to the Representation Model (whereby the PCC is a voting member of the Fire Authority). It is assumed that people interested in this will also be considering the PCC's business case.

The Authority's alternative proposal, below, sets out the high-level reasons for change (the Strategic Case) and why the North Yorkshire Fire and Rescue Authority is proposing to change to a 'Representation Model' (the Economic Case).

The Authority believes that the proposal to move to the Representation Model is the most appropriate way forward which balances costs, savings, collaboration and public safety in a risk assessed way.

Case for Change

The Fire Authority recognises that there is a case for change in order to drive improvements and the delivery of public services. The recent legislation (Policing and Crime Act 2017) enables certain changes that the Fire Authority would like to take full advantage of in respect of closer working with Police. This will assist progression of collaboration with the Police that has been part of the Authority's plans over the last few years, but has not always been achievable.

However, the Fire Authority's ambition extends further than this and it wishes to move to a model whereby collaboration with all partners, including local authorities and the health sector, as well as with the Police,

North Yorkshire Fire and Rescue Authority has a strong track record of collaborating with partners. At the February Authority meeting, a new collaboration strategy was agreed in order to further drive the pace of collaboration. A Collaboration Committee was also established (to include the PCC as one of two voting members and with other partners invited), and this committee oversees the collaboration work.

Collaboration

There are many examples of existing collaboration between NYFRA and a wide range of partners to directly or indirectly improve public safety. These include:

- Shared Transport and Logistics facility with North Yorkshire Police
- Shared virtual Control Room with Cornwall Fire and Rescue Service
- Emergency First Responder scheme with Yorkshire Ambulance Service
- Joint Fire Investigation provision across the regional fire and rescue services
- Community safety partnerships across North Yorkshire and City of York
- 95 Alive with North Yorkshire, City of York, North Yorkshire Police, and other partners



NORTH YORKSHIRE FIRE & RESCUE AUTHORITY

- Service level agreements with NYCC to provide support services
- LIFE courses (youth engagement and diversion) delivered by FRA, funded by local authorities and OPCC

NYFRA is outward facing and is constantly seeking new opportunities for collaborative working. These include:

- Safe and Well visits (home fire safety checks with additional checks around health and well-being related issues) being developed with Clinical Commissioning Groups and local authority Public Health
- Ongoing discussions with health partners around increasing the fire and rescue response to medical emergencies, including cardiac arrests and falls in the home
- Ongoing discussions with health partners and the voluntary sector around fire and rescue delivering health advice
- Driver training co-location with NYP at NYFRA premises
- Opportunities for sharing premises with a wide range of partners.

As can be seen from the above, the collaborations that will deliver the best community outcomes are often with a range of partners. The recent focus, nationally, as well as in North Yorkshire and York, has been on the fire and rescue service becoming more involved in the delivery of health initiatives, as there is a growing body of evidence that demonstrates the benefits of this work.

In all respects other than collaboration, the Authority is high performing and has driven forward change.

History of assessments, audit and performance

North Yorkshire Fire and Rescue Authority is consistently high performing, as evidenced by independently external opinion:

- In 2006 in the Comprehensive Performance Assessment (CPA), NYFRA was rated “good” (range = excellent, good, fair, weak or poor).
- In 2007, under a direction of travel assessment, NYFRA was rated as “performing well” (consistently above minimum requirements; range = inadequate performance, adequate performance, performing well, performing strongly).
- In 2009 under Comprehensive Area Assessment (CAA), NYFRA was rated as “performing well” (as above).
- In 2013 NYFRA underwent a Peer Review. This is not an assessment, but a process to provide external challenge and support improvement. The team were asked to consider a number of areas, including new management structures and the Service’s response to flooding. The report provided some useful direction (which for example resulted in the Fire Cover Review being undertaken), but on the whole was positive about the Service and Authority.
- In 2014/15 and 2015/16 the external auditors issued an “Unqualified Value for Money” conclusion. Prior to that, under different guidelines from the National Audit Office, the auditors reported each year that the “Authority had proper arrangements in place to secure economy, efficiency and effectiveness in its use of resources”.
- Performance indicators shows that NYFRA is consistently high performing and demonstrating continuous improvement year on year.

In other areas of work, the Authority has shown consistent innovation. Recent years have seen increasing flexible use of these staff through temporary transfers to whole time



NORTH YORKSHIRE FIRE & RESCUE AUTHORITY

contracts and the introduction of new duty systems (including self-rostering, the use of mid shifts and variable hours (part time) contracts). The introduction of the Tactical Response Vehicles, which is a new model of operational response, also uses staff more efficiently as these vehicles respond to the same types of incident as standard fire engines, but with fewer staff.

Therefore, the changes that are required are only those that will further enable the collaboration with partners. In all other respects the evidence is that the current governance arrangements are resulting in a high performing organisation.

Why the Representation Model?

The starting point for considering a new governance model should be about how the proposals will improve outcomes for citizens living in the area in terms of better multi-agency working, increased effectiveness and resilience and the delivery of efficiencies.

The Authority believes that local leaders are best placed to determine the sort of collaboration that is in the best interests of the communities they are elected to serve. We are committed to steps that will enable the police, fire and rescue, and other emergency services to collaborate where it helps us to achieve the outcomes we aspire to for our communities and where it brings greater efficiency and effectiveness in achieving those outcomes.

We can however get there more easily and more quickly. We do not need to rely on time-consuming structural reform to get better collaboration. We can look for local solutions to collaboration on all aspects of public protection that use the legislation's criteria for ways of working together, namely economy, efficiency, effectiveness, and public safety.

The Representation Model is one where the PCC is a voting member of the Fire Authority. However, in recognition that this would be only one vote among many, this Authority has taken what we believe to be a unique step, in creating a Collaboration Committee, with delegated authority to make decisions relating to collaboration. The PCC sits on this committee as one of only two voting members. This means that the PCC has an equal say about collaborations that Fire and Rescue Service enters into and with whom. In this respect the Fire Authority has effectively ceded some of its decision making to the PCC. In addition to that, other partner agencies are invited to attend the committee, meaning that this arrangement will provide the opportunity to consider all potential collaborations to determine which are in the best interests of the community.

Assessment of Representation Model

The PCC's business case sets out a number of "critical success factors" against which the various options are tested. A summary of the Fire Authority's Representation Model against each factor is set out below.

- *Accelerates scale and pace of change.* The Representation Model can deliver collaborative change effectively and quickly. This is due to the Collaboration Committee, which includes the PCC, and the fact that the representation retains close links with local authorities.
- *Brings benefits in terms of transparency and accountability.* There is increased transparency and accountability that would accrue under the Representation Model. This is because the local councillors retain their elected accountability to the residents of North Yorkshire and York, over a large geography, including areas of deep rurality. Therefore, the challenges resulting from our geography means that it would be more beneficial to have a number of elected representatives and the PCC



NORTH YORKSHIRE FIRE & RESCUE AUTHORITY

to represent the views and concerns of our diverse communities. This is better than either alternative of elected members or PCC alone.

- *Is deliverable.* The Representation Model is highly deliverable. The Collaboration Committee has already been set up, and the necessary secondary legislation to allow the PCC to become a voting member of the Fire Authority is currently being put in place.
- *Mitigate strategic risks.* There are a number of risks identified in the PCC's business case of moving to the Governance Model. These include "a long term risk that strategic commissioning becomes more geared towards achievement of police objectives than fire". Also, "the PCC will need to put appropriate resource into maintaining links with local government". Finally, "there is also a risk that there is a perceived lack of separation and therefore lack of challenge between police and fire, particularly when it comes to allocation of cost. The PCC would need to put robust controls and independent scrutiny of the cost allocations in place." The Representation Model manages these risks by having the PCC as part of the decision making process, but with the check and challenge of the other elected members of the Fire Authority.

An Irreversible Change

One of the key points in respect of any governance change under the legislation, is that a move directly to the Governance model (which is the PCC's preference) is irreversible. The three options of Representation Model, Governance Model and Single Employer Model can be seen as sequential, in that it is possible to move through the different models of governance, if the experience of one model fails to deliver the anticipated benefits i.e. scale and pace of collaboration, financial savings etc.

However, and this is a crucial point to note, in the event that the Governance Model is implemented, but then fails to deliver the benefits purported in the PCC's business case, or if the risks cannot be mitigated, it is not possible in law to move to the Representation Model (the Fire Authority's preferred model). In this regard it is analogous to a one-way street.

Therefore, it appears that the risk appropriate way of dealing with governance change to a critical and highly effective, public safety organisation, would be to move through those stages to test the assumptions that are made in each case. The Authority is suggesting that the Representation Model will deliver all the benefits of the governance model, in terms of collaboration and improved outcomes for citizens. If that model fails to deliver all of those benefits, then a change to the Governance Model can be considered. A move to the Governance Model now would be premature as the Representation Model has not been tested, and high risk as it cannot be reversed.

Financial benefits of Representation Model

One of the principles underlying the Representation Model, is that any collaboration can occur under this model with the Police or the PCC. Many of the projects set out in the PCC's business case, such as a shared HQ, are already being considered in the Authority's plan.

The PCC's business case does not consider in detail any of the proposals, and indeed says that there will need to be business cases produced for each project. This is exactly the approach taken by the Authority currently, and any such case must deliver value for money and therefore must consider all possible options, including collaboration with other partners.

The PCC's business case contains a number of assumptions that are not supported by evidence. The business case itself recognises this and makes clear that detailed further



NORTH YORKSHIRE FIRE & RESCUE AUTHORITY

analysis and consultation is required to identify the true costs and potential benefits of any change. This makes these benefit claims theoretical at best and suggests that supporting a major governance change on these basic estimates would be premature.

Due to the lack of detail on each of the projects in the PCC's business case, the Authority is unable to determine how the level of savings set out for the Governance Model have been arrived at. However, given that the Representation Model will be able to deliver the same collaboration projects, it follows that similar levels of savings will accrue from the Representation Model.

Conclusion

North Yorkshire Fire and Rescue Authority's proposal for a change of governance to the Representation Model represents a risk appropriate change that balances costs, savings, collaboration and public safety. It does not preclude further change, including to the Governance Model.

Councillor Andrew Backhouse



Frequently asked questions

Get straight to the answers that are on people's minds
On this page

- [Is this a merger of the police and fire services?](#)
- [Why does the Police and Crime Commissioner want to do this?](#)
- [What is 'governance'?](#)
- [How much has this cost to do?](#)
- [What does the PCC do at the moment?](#)
- [Why isn't the ambulance service included in this consultation if you are talking about emergency services?](#)
- [How would this benefit me?](#)
- [Will fire stations close as a result? Is this just a way to save money?](#)
- [Will the Home Secretary read the responses residents submit?](#)
- [When will the proposal be submitted to the Home Secretary?](#)
- [Will the change in governance impact my council tax?](#)
- [Are other Police and Crime Commissioners doing this?](#)
- [Where can I find detailed information about the three options?](#)
- [Where will I find the local business case sent to the Home Secretary?](#)
- [Will police officers and fire officers take on each other's duties?](#)
- [Do the fire service and police service collaborate already, and if so how?](#)
- [Who are North Yorkshire Fire and Rescue Authority?](#)
- [What happens once the Home Secretary receives the local case for North Yorkshire?](#)
- [Where will the savings go?](#)
- [Will staff terms and conditions change?](#)
- [What happens if the business case is not approved by the Home Secretary?](#)
- [Where can I find the Policing and Crime Act 2017?](#)
- [Who would hold the Commissioner to account if she were to take on governance of the fire services?](#)
- [Will the PCC get paid any more for this?](#)
- [Will the police service respond to fires and the fire service respond to crimes?](#)
- [Will the change in governance lead to redundancies?](#)
- [Isn't the North Yorkshire Fire Authority more democratically accountable than a Police, Fire and Crime Commissioner?](#)
- [Would there be an election to appoint the new Police, Fire and Crime Commissioner?](#)
- [Will savings made in one service be used to finance the other service?](#)
- [Will I still call 999 to reach the emergency services?](#)
- [How long will it be before we see any changes and savings?](#)
- [Why didn't you merge HQs before you just bought a new one?](#)
- [Is there enough space in Alverton Court to accommodate the fire service staff from their headquarters?](#)
- [Would this change mean a reduced presence or visibility from our police or fire services in our communities?](#)
- [Would these changes mean a loss in local identity for our fire service?](#)
- [You're not saving much money, so what is the point?](#)

Is this a merger of the police and fire services?

No. The two organisations will remain entirely separate, with separate budgets. There will also be separate chief officers for each organisation, and distinct operational roles – Firefighters will continue to be firefighters and police officers will be police officers.

A joined up governance structure, even though the organisations remain separate, will mean policing and fire services work much closer together, delivering better services more efficiently.

Why does the Police and Crime Commissioner want to do this?

The Commissioner feels that there is a lot to be gained from joining up the governance of policing and fire services, not least by ensuring the services work much better together. By doing that, it will in turn improve the way we support the most vulnerable in society, saving money which can be put into frontline services to prevent harm, crime and anti-social behaviour earlier.

Policing underwent a similar process in 2012, when Police and Crime Commissioners replaced Police Authorities. Evidence undertaken nationally has indicated the new model of Commissioners has led to much better and faster decisions, and much better engagement with the public, significantly increasing transparency. In North Yorkshire, the Commissioner believes that by creating one decision making process for both services, we can speed up decision making and create one strategic vision for community safety in the county.

What is ‘governance’?

Governance is the term used to summarise an organisation’s oversight structure and decision-making processes e.g. setting budgets, spending money, drawing up plans. Governance will be different at different organisations, but often dictates how decisions are made and implemented, and the speed of the process. Good governance leads to improved spending decisions, policies, practices and procedures, quality of service, leadership and conduct.

How much has this cost to do?

The PCC has successfully sought funding from the Home Office to cover the large majority of the costs for developing this business case. You can find more information on that on the Government’s website: <https://www.gov.uk/government/news/home-office-funds-pccs-to-support-further-police-and-fire-collaboration>

This means that the cost to the public of North Yorkshire is much lower. The full details are still commercially sensitive, but will be published in October. However, the cost to each person will be less than 5p.

What does the PCC do at the moment?

The PCC has a number of different responsibilities, of which the most important are to understand the public’s views and work with the police and partners to improve local

services. She holds the Chief Constable to account for an efficient and effective police service, sets the local policing budget and has responsibility for providing services for victims. There are many other things too, but these are the most important.

Overseeing the fire service would be slightly different, in that a PFCC would have more direct responsibility for the provision of fire services, and is legally accountable for performance. This is slightly different from policing where the Chief Constable retains operational independence and therefore has full control over the direction and use of frontline policing.

Why isn't the ambulance service included in this consultation if you are talking about emergency services?

The Policing and Crime Act 2017 states that all emergency services, including the ambulance service, now have a legal duty to collaborate.

However, the Act also gives Police and Crime Commissioners specific powers to apply to take on the governance of the fire service, and did not include the same power to take on the governance of an ambulance service. So, whilst emergency service collaboration will always include ambulance, this particular consultation on governance is not able to include ambulance.

How would this benefit me?

You can read the business case at www.telljulia.com which sets out how, by bringing the governance of the two organisations together, new opportunities would emerge to shape how we can deliver community safety services on behalf of the public.

Where savings would be made, these can be reinvested in frontline services, directly benefiting the people of North Yorkshire. Equally, by working closely with police, fire, health, social and other local authority services, we could improve the way we can work with vulnerable people, improve community safety, strengthen our communities, and prevent and reduce harm.

Will fire stations close as a result? Is this just a way to save money?

No. Fire stations will not close as a direct consequence of this business case. The Commissioner has said though that she would look to combine police stations and fire stations where possible – meaning that where stations are already close to one another they could move in together. This would of course save money, and should also lead to a better, more rounded emergency service response as a result. If, in future, there were any plans to rationalise the fire service estate, this would be subject to a further business case which you would be able to have your say on.

Will the Home Secretary read the responses residents submit?

A summary of the response to this consultation will be included in the final business case submitted to the Home Secretary.

When will the proposal be submitted to the Home Secretary?

Once the consultation has finished, on 22nd September, the business case will be finalised following your feedback, and then the Commissioner will make her final decision on which model to put forward to the Home Secretary. At the moment, we foresee the final business case being submitted to the Home Secretary before the end of October 2017.

Will the change in governance impact my council tax?

No. The police and fire council tax precepts will continue to be collected as they currently are. The precepts will also continue to be collected and managed separately, and neither can be used to fund the other service.

If the Commissioner takes on the responsibility of the Fire Authority, she will also propose the fire precept and will consult on this every year, as she does with the policing precept.

Are other Police and Crime Commissioners doing this?

Yes. More than ten Commissioners are looking at the different options available. For example, Essex have already completed their consultation and presented their case to the Home Secretary whilst Northamptonshire, Staffordshire, West Mercia and Cambridgeshire are currently consulting their communities. Other PCCs considering this include Sussex, Hertfordshire and Gloucestershire.

Where can I find detailed information about the three options?

We have a dedicated section on the consultation website, www.telljulia.com, where we have published all information relevant to this consultation.

Details of the legislation that allows for this process to take place can be found at <http://www.legislation.gov.uk/ukpga/2017/3/schedule/1/enacted>.

Where will I find the local business case sent to the Home Secretary?

This will be published on the Commissioner's website once the business case has been submitted.

Will police officers and fire officers take on each other's duties?

No. Their roles will remain distinct. Firefighters will continue to be firefighters and police officers will be police officers. The law says that full time police officers cannot be firefighters.

Do the fire service and police service collaborate already, and if so how?

Yes they do. A number of low-level operational initiatives have been undertaken together, and we also share some buildings. A full list of current collaboration can be found in the business case in Section 8.3

Who are North Yorkshire Fire and Rescue Authority?

The Fire and Rescue Authority are the body who oversees the North Yorkshire Fire and Rescue Service. The 16 members of the Fire Authority are appointed from North Yorkshire County Council and the City of York Council. The number of members for each authority is determined by the size of the electoral representation within each authority.

The Authority meets four times a year.

Find out more about the [North Yorkshire Fire and Rescue Authority on their website](#).

What happens once the Home Secretary receives the local case for North Yorkshire?

There are two options here, depending on how well the business case is supported locally.

Options 1 – If there is agreement about the business case amongst local tier one authorities (in North Yorkshire these are North Yorkshire County Council and City of York Council), the case is put before the Home Secretary. There is a process of review by the Home Office against the statutory tests to determine whether the proposal is in the interest of economy, efficiency, effectiveness or public safety, which recommends a decision to the Home Secretary. This takes 4 weeks. Once the Home Secretary has taken a decision, secondary legislation is laid before Parliament for approval. This takes 8-12 weeks.

Option 2 – If there is not agreement amongst local tier one authorities, an independent assessment of the business case will be undertaken by an independent assessor appointed by the Home Office prior to the case being put before the Home Secretary. This process would take 8 weeks. Once the Home Secretary has taken a decision, secondary legislation is laid before Parliament for approval. This takes 8-12 weeks.

Where will the savings go?

Any savings will be used to make sure that police and fire services remain sustainable for the future, and will continue to be invested to make sure that they are providing the best possible service to the people of North Yorkshire.

Will staff terms and conditions change?

There will be no changes to staff terms and conditions as a direct result of this business case. Staff would be consulted regarding the transfer of their contracts from the current Fire Authority to the Police, Fire and Crime Commissioner if that were to happen.

What happens if the business case is not approved by the Home Secretary?

The Police and Crime Commissioner would consider the other available options, consider amending the business case or undertaking further work to improve the case for change.

Where can I find the Policing and Crime Act 2017?

[Policing and Crime Act 2017](#)

Who would hold the Commissioner to account if she were to take on governance of the fire services?

First and foremost it is the electorate who would still hold the Commissioner to account as they do for policing. On policing matters, currently the Commissioner is scrutinised by the Police and Crime Panel. If these proposals go ahead, the Panel's role would also be expanded to become the Police, Fire and Crime Panel.

Will the PCC get paid any more for this?

The PCC's salary is set by the Senior Salaries Review Board and currently there are no plans to change the salary. Nor is the Commissioner seeking for a change to her pay if she were to become PFCC.

Will the police service respond to fires and the fire service respond to crimes?

No. The two services will retain distinct operational roles. Firefighters will continue to be firefighters and police officers will be police officers. The law says that full time police officers cannot be firefighters.

Will the change in governance lead to redundancies?

This consultation is purely about governance, and a change in governance won't itself lead to redundancies. However, a joined-up governance system may lead to further work and

collaboration which might more directly affect staff, and it is very hard to predict what will happen in the future.

Rest assured though, any specific proposals in that regard would be subject to a separate full business case, developed in conjunction with staff through consultation, and alongside all the normal processes you would expect.

Isn't the North Yorkshire Fire Authority more democratically accountable than a Police, Fire and Crime Commissioner?

They are two different systems so aren't very easy to compare:

- The Commissioner is directly elected by everyone in North Yorkshire and is a visible and well known position across the county. For example, compared to the Police Authority which she replaced, the Commissioner is more recognised, more accessible and has specific roles in her team for dealing with members of the public, like her Caseworker. As a result, the Commissioner can easily take into account the views of every part of North Yorkshire in her decisions, be they rural or urban, young or old. Evidence suggests that PCCs also use more modern methods of making themselves accountable to the public, providing greater transparency by publishing more documentation and being more accessible to the public.
- The North Yorkshire Fire and Rescue Authority is made up of 16 elected Councillors, appointed to the Authority from North Yorkshire County Council and the City of York Council, and reflecting the political makeup of the overall numbers of elected councillors in the county and city. These Councillors represent lots of smaller areas, but which taken together cover a large part of the county. However, not every area is represented on the Authority and so not everyone has a voice.

Would there be an election to appoint the new Police, Fire and Crime Commissioner?

No. The existing Police and Crime Commissioner would take on the new role of Police, Fire and Crime Commissioner. The next election is in 2020, at which point the public would formally elect a Police, Fire and Crime Commissioner for the first time.

Will savings made in one service be used to finance the other service?

No. By law, the two organisations budgets and precepts will remain separate. Savings made in either service must be allocated back to that service's budget.

Will I still call 999 to reach the emergency services?

Yes, the 999 number will remain unchanged.

How long will it be before we see any changes and savings?

The total savings set out in this business case will be made over the next 10 years, with the different options achieving those savings faster or slower depending on the option.

All options should start to realise those savings in the first three years, but to differing levels.

Why didn't you merge HQs before you just bought a new one?

The Commissioner approached the Fire and Rescue Authority at the time about the potential for a shared headquarters. There was initial interest which has recently been revisited. The lease on the current Fire and Rescue Service HQ comes up for renewal in 2021/22.

Is there enough space in Alverton Court to accommodate the fire service staff from their headquarters?

Yes. North Yorkshire Police is currently introducing a new 'agile' way of working, and by using new technologies, it enables people to work from home or different buildings, and at more flexible hours. Although this new system isn't appropriate for all roles it does mean that we don't need a desk for every member of staff which greatly reduces the space required for a motivated and efficient workforce. By managing where police teams are based, we would definitely be able to fit the Fire and Rescue Service team into the new building.

Would this change mean a reduced presence or visibility from our police or fire services in our communities?

No. There will be no change to police officer or firefighter numbers as a direct consequence of this business case, or a negative impact on their visibility. In the business case it suggests it should be possible that, by sharing our buildings more effectively for example, both services can save money, and can therefore maintain their presence in communities and even reinvest in frontline services in the future.


Would these changes mean a loss in local identity for our fire service?

No. Fire and Police services would still exist as separate, distinct organisations. Their names, uniforms, roles and branding would not be affected.

You're not saving much money, so what is the point?

The point of this proposal is not just about saving money. Money is a factor, but the proposals are more about providing the best possible service to the people of North

Yorkshire. While the savings outlined in this business case are not huge they do reflect a number of ways we can become more efficient and reinvest money in our frontline services. Also the savings do mean that current cuts to firefighter numbers that the Fire Authority has approved could be reversed.



SELECT COMMITTEE

at 6.30pm on Wednesday, 30th August 2017
Belle Vue Suite, 1 Belle Vue Square, Broughton Road, Skipton

Committee Members : The Chairman (Councillor Staveley) and Councillors Brown, Graham, Mason, Mercer, Moorby, Pighills, Shuttleworth, Solloway, Sutcliffe, Thompson and Whitaker.

Note : All Members are invited to attend and participate in this meeting.

AGENDA

1. **Apologies for absence**
2. **Confirmation of Minutes** – 26th July 2017.
3. **Public Participation** - In the event that any questions / statements are received or members of the public attend, the public participation session will proceed for a period of up to fifteen minutes. (Note: Where the participation relates to any particular item on the agenda, participation will usually be when that item is considered.)
4. **Declarations of Interest** – All Members are invited to declare at this point any interests they have in items appearing on this agenda, including the nature of those interests.

(Note: Declarations should be in the form of:

a “**disclosable pecuniary interest**” under Appendix A to the Council’s Code of Conduct, or “**other interests**” under Appendix B or under Paragraph 15 where a matter arises at the meeting which relates to a financial interest of a friend, relative or close associate.

A Member of Council who has a disclosable pecuniary interest must leave the room and not take part in the discussion or vote. When declaring interests under Appendix B or Paragraph 15 of the Code, Members must move to the public seating area, not vote, and speak only if members of the public are also allowed to speak at the meeting.)

5. **Police and Crime Commissioner’s Business Case : Future Governance of the North Yorkshire Fire and Rescue Service** – The Chairman of the North Yorkshire Fire and Rescue Authority, County Councillor Andrew Backhouse, will be attending the meeting to present and discuss with the Committee the Fire Authority’s counter proposal to the Police and Crime Commissioner’s Business Case for the future governance of the Fire and Rescue Service.

Report of the Member Services Manager. Attached.

Notes : The Committee will be meeting with the Police and Crime Commissioner, Julia Mulligan, on 6th September 2017 at 6.30pm to enable her to present and discuss her business case.

6. **Any other items** which the Chairman decides are urgent in accordance with Section 100B(4) of the Local Government Act, 1972.

Agenda Contact Officer: Chris Waterhouse,
Democratic Services,
cwaterhouse@cravendc.gov.uk
Tel. 01756 706235
21st August 2017

Recording at Council Meetings

Recording is allowed at Council, committee and sub-committee meetings which are open to the public, subject to

- (i) the recording being conducted with the full knowledge of the Chairman of the meeting; and
- (ii) compliance with the Council's protocol on audio/visual recording and photography at meetings, a copy of which is available on request. Anyone wishing to record must contact the Agenda Contact Officer (details above) prior to the start of the meeting. Any recording must be conducted openly and not disrupt proceedings.

SELECT COMMITTEE

26th July 2017

Present – The Chairman (Councillor Staveley) and Councillors Brown, Graham, Mason, Shuttleworth, Solloway, Sutcliffe, Thompson and Whitaker.

Officer – Environmental Services and Housing Manager, Waste Operations Manager, Senior Human Resources Officer and Committee Officer

Apologies for absence were received from Councillors Mercer, Moorby and Pighills.

Start: 6.30pm

Finish: 7.26pm

The minutes of the Committee's Crime and Disorder meeting held on 28th June 2017 were confirmed and signed by the Chairman, subject to an amendment in respect of reference to the technical capacity of the safety camera vans, to show that in responding to a question Inspector Crocker had stated that some discretion, 10% plus 2mph, was allowed over the speed limit.

Minutes for Report

OS.390

ABSENCE MANAGEMENT 2016-17

Further to Minute OS.370/16-17, the Senior Human Resources Officer submitted a report presenting the Council's sickness absence data for the period 1st April 2016 to 31st March 2017, together with comparative data in respect of total days lost and long / short term absence in the period 2007-08 to 2015-16

For 2016/17 the Best Value Performance Indicator target for sickness absence had been set at 8.5 days absence per fulltime employee (FTE). The actual average number of days lost per FTE in the year had been 8.31 days; with the total number of days lost amounting to 1,576.1 compared to 1,532.6 in 2015-16. Long term absence had increased by 24% (854.60 days in total : 4.51 days per FTE) and short term had decreased by 12% (720.50 days in total : 3.80 days per FTE). Across all services there had been 95 staff (49%) with nil absence, an improvement of 11% on 2015-16. Given the nature of the work the waste management service had historically shown the highest rate of absence, however due to good management practice and the support of a dedicated human resources representative, short term absence had reduced by 35% when compared to 2015-16. The Environmental Services and Housing Manager pointed out that the North Yorkshire Waste Partnership was currently looking at a benchmarking exercise on sickness absence, the outcome of which he would be able to share with the Committee. In presenting her report the Human Resources Officer highlighted the initiatives currently in place, the arrangements for absence monitoring and proposed initiatives, including consideration being given to the Council trialling a medical telephone service which employees, struggling to access an appointment with their own surgery, would be able to access and speak to a doctor. The cost to the Council would be approximately £6,500 per annum (£2.20 per employee per month). Statistics provided showed organisations using the service had experienced a reduction in absence.

During the course of the ensuing discussion Members raised a number of comments and questions, including the following, and received replies from the Human Resources officer as indicated.

a. Compared to the national average of four days, the Council's target of 8 days absence per fulltime employee was a little disappointing.

b. Waste management was to be congratulated on the work done in improving rates of absence; it would be interesting if future reports could show the position if the figures for waste management were separated out. Response : Yes, that would be possible.

c. Bearing in mind the proactive approach adopted by management within waste management, were managers within the remainder of the Council assessed on their efforts in managing sickness within their respective areas. Response : Managers were aware of their responsibilities for absence management and were monitored.

d. Could future reports provide an indication as to the estimated cost to the Council of sickness absence. Response : The estimated cost would be provided.

In discussing the proposed medical telephone service trial, Members expressed mixed views with regard to support or otherwise for the Council trialling the service, officers were asked to take those views into account in considering whether to progress the proposed trial. The Chairman indicated that the Committee would welcome a further report / information on the proposal before a decision was taken to proceed. In closing the discussion the Chairman thanked the Senior Human Resources Officer for her attendance and requested submission of a report, incorporating the additional information now requested at (b) and (d) above, in respect of the mid-year position on absence.

OS.391


NEXT MEETING - COMMITTEE WORK PROGRAMME

Further to Minute OS.389/17-18, Members were asked to note that arrangements had been made for Julia Mulligan, Police and Crime Commissioner for North Yorkshire, to attend the Committee's meeting on 6th September 2017 to present / discuss her business case for the future governance of the North Yorkshire Fire and Rescue Service. In commenting on the proposed meeting some members expressed the opinion that it would be helpful to involve representatives of the North Yorkshire Fire Authority in the meeting, or at least have an awareness of that Authority's position.

It was agreed that all Members of Council be invited to attend and participate in the meeting.

Chairman.

**Select Committee : 30th August 2017
6th September 2017**



Review of Governance Arrangements for Fire and Rescue Services in North Yorkshire

Report of the Member Services Manager

Lead Member : Not Applicable

Ward(s) affected : All

1. **Purpose of Report** – To present the Police and Crime Commissioner’s business case for a change in the current governance arrangements for the North Yorkshire Fire and Rescue Service.
2. **Recommendations** – Having heard from the Chairman of North Yorkshire Fire and Rescue Authority (30th August) and the North Yorkshire Police and Crime Commissioner (6th September), Members will be asked to agree and recommend comments, if any, to be submitted in response to the Commissioner’s public consultation exercise in respect of the options for the future governance of the North Yorkshire Fire and Rescue Service.

3. **Report**

a. Background

3.1 The Policing and Crime Act 2017 places a duty on police, fire and ambulance services to work together and enables police and crime commissioners to take on responsibility for fire and rescue services where a local case is made. In response, the Police and Crime Commissioner (PCC) for North Yorkshire has undertaken a review of the governance of the North Yorkshire Fire and Rescue Service (NYFRA) and proposed changes that are aimed at promoting improved collaboration between the Police and the Fire and Rescue Service.

3.2 The options that are specified in the Policing and Crime Act 2017 to enable greater collaboration between blue light services to improve emergency services are as follows:

- The status quo or the ‘do nothing’ option
- The Representation Model - the Police and Crime Commissioner is represented on the Fire Authority and its committees, subject to the Authority’s consent the Commissioner has full voting rights.

- The Governance Model - the Police and Crime Commissioner to take on legal and overarching responsibility for the Fire and Rescue Service and the Fire and Rescue Authority ceases to exist as a governing body
- The Single Employer Model - the functions of the Fire and Rescue Service would be transferred to a single Chief Officer for policing and fire and rescue.

3.3 The preferred option for the Police and Crime Commissioner (PCC) is that the Governance Model is adopted, whereby the Commissioner takes on legal and overarching responsibility for the Fire and Rescue Service and that the Fire and Rescue Authority would cease to exist as a governing body. **The Commissioner's business case "Working Better Together – Options to Improve Collaboration between Fire and Police Services in North Yorkshire" is appended to this report at Appendix B.** Having commenced on 17th July 2017 the consultation exercise closes on 22nd September 2017.

3.4 The Fire and Rescue Authority was established in April 1996 and has specific responsibilities in directing and monitoring the role of the Fire Service. The Authority is made up of 16 elected councillors representing the City of York Council and North Yorkshire County Council. **A copy of North Yorkshire Fire and Rescue Authority's response and alternative proposal for adoption of a representation model is attached to this report at Appendix A.**

3.5 The Home Office has stated that any changes in governance proposed by a Police and Crime Commissioner must meet statutory tests laid down in the Policing and Crime Act 2017. These are that any changes are in the interests of:

- Economy
- Efficiency
- Effectiveness
- Public safety.

3.6 A number of Commissioners were looking at the different options available. In Essex a business case had been submitted to the Home Secretary whilst Northamptonshire, Staffordshire, West Mercia and Cambridgeshire had either or were currently consulting their communities. Other Commissioners, for example, in Sussex, Hertfordshire and Gloucestershire were considering whether to bring forward local cases.

b. Police and Crime Commissioner's Business Case Summary (text downloaded from Commissioner's website)

i. The Case for Change

3.7 The strategic case for a change to the current model of governance of fire and rescue and police services in North Yorkshire is clear. Given the structure, size and budgets of the two organisations, and the shared challenges in demand and finances that they face, closer working is inevitable.

- North Yorkshire is the largest county in England with diverse rural and urban communities and a growing, and ageing, population

- Demand is changing with a growing focus on protecting vulnerable people
- There are increasing strains on public finances and a national drive for efficiency in order to avoid cuts to frontline services

3.8 However, while there has been some collaboration to date, this has been limited in ambition, has progressed slowly, and has been led tactically rather than having been strategically developed.

- Examples include collaboration on estates, procurement, and vehicle servicing.
- One barrier has been issues of sovereignty over individual services.

3.9 There are considerable drivers for change, with evidence showing that more joined up governance accelerates collaboration.

- Nationally, the Government is clear that change must happen.
- Locally, stakeholders all agree that collaboration does not happen fast enough and that change is needed.
- Research shows that the PCC model speeds up decision making and is more transparent and engaged with the public.
- Evidence shows that joining up governance can improve collaboration by simplifying decision making processes.

3.10 Local collaboration could and should go much deeper and faster.

- To improve public safety the future governance model needs to be able to provide strong, cross-organisational leadership, improving service resilience and effectiveness by reinvesting savings into frontline services

ii. Options Assessment

3.11 To facilitate better collaboration and improve emergency services, the Policing and Crime Act 2017 proposes three alternative options to the current model of governance for the Fire and Rescue Service.

3.12 Taking into account the context and drivers set out above, the business case assesses these options to identify which option is most likely to achieve the greatest acceleration of the pace of collaboration, the greatest scale of ambition for collaboration, and the greatest degree of transparency and accountability.

Representation Model

3.13 The PCC is represented on a Fire and Rescue Authority (and its committees) in their police area with full voting rights, subject to the consent of the Fire and Rescue Authority (NYFRA). In North Yorkshire, this would see the PCC join NYFRA.

3.14 The Representation model would bring tangible changes, with the PCC becoming the 17th voting member on the NYFRA and having a formal vote in the

new Collaboration Committee. Whilst this model could contribute to delivering the priority opportunities identified and bring additional external scrutiny to fire matters, the option is unlikely to drive a significant change in the pace or scale of collaboration. As a governance model it would continue to require multiple decision-making mechanisms and relies upon joint agreement of objectives and priorities. It would not therefore deliver significant savings, making it more difficult for police and fire to meet the financial and operational challenges set out in the Strategic Case. It is however low-risk and could be a stepping stone to more significant changes in the future. This model would not harm public safety, but it would not bring extensive improvements to public safety either.

Governance Model

3.15 The PCC takes on legal and overarching responsibility for the provision of the fire and rescue service(s) in their area. Individual services retain their operational independence, budgets, their Chief fire Officer or Chief Constable, and their own staff. In North Yorkshire, this would see the PCC becoming the NYFRA.

The Governance model would bring a material change. Based on the evidence set out in the Strategic Case, it would speed up the pace of collaboration within police and fire, and with other partners, due to simplified, aligned decision-making structures. It could make transformational change more likely, with a greater likelihood of enabling joint commissioning strategies, and cross-organisational investment and resourcing decisions, bringing with it greater likelihood of achieving improvements to services for the public. It would bring more significant financial benefits that could be re-invested in frontline services. It would also enable the mechanisms used by the PCC to engage with the public to apply to fire, and increase scrutiny of fire and rescue matters. There will be some implementation costs and risks, but they are considered manageable. This model would not harm public safety, and could bring significant improvements in public safety.

Single Employer Model

3.16 The PCC would become the NYFRA but, in addition, fire and rescue functions are delegated to a single Chief Officer for policing and fire. Within this model, the services remain distinct frontline services with separate budgets, albeit supported by increasingly integrated support services.

3.17 The Single Employer model could bring greater benefits than the Governance model, through providing the means to achieve deeper integration of fire and police assets while maintaining operational separation. Joint management structures would create greater joined up operational practice, and could move the services from two organisations to a single community safety service in the future. It would bring significant savings that could be reinvested in frontline services. However, it also brings significant delivery and strategic risks. Therefore, while it could bring significant improvements to public safety, there is a risk that it would harm public safety if it results in disruption.

iii. Preferred Option

3.18 Based on the assessment of the options, the preferred option is the Governance model. It is assessed that this model is most likely to achieve the greatest acceleration of the pace of collaboration, the greatest scale of ambition, and the greatest degree of transparency and accountability, bringing meaningful savings, whilst being deliverable and sufficiently mitigating against strategic and public safety risks. It is therefore most likely to deliver a transformative vision for collaboration against the context and drivers set out in the case for change. It is most likely to further enhance and improve public safety.

c. North Yorkshire Fire and Rescue Authority's Preferred Option

3.19 In summary, the Fire and Rescue Authority has made the following key points:

- i. There is a commitment to collaboration and joint working across both services.
- ii. There is potentially more to gain from collaboration with the health, social care and wellbeing organisations and agencies than with the Police.
- iii. Despite the detailed nature of the business case that has been presented as part of the consultation, there is a lack of evidence to support the assertion that a change of governance will yield significant, tangible and costed benefits.
- iv. The move to adopt the Governance Model without first trying the Representation Model is premature.
- v. There is no imperative to pursue this now.

3.20 The preferred approach of the North Yorkshire Fire and Rescue Authority is to adopt and test the Representation Model (the Police and Crime Commissioner is represented on the Fire Authority and its committees) for a period of time. The progress made through that approach could then be reviewed and options for change considered at that point. This would enable a progressive stepping up of arrangements, informed by experience.

3.21 In recognition that under the Representation Model the Commissioner would be only one vote among many, the Fire Authority has indicated the creation of a collaboration committee, with delegated authority to make decisions relating to collaboration. The PCC would sit on the committee as one of only two voting members meaning the PCC had an equal say about collaborations which Fire and Rescue Service entered into and with whom. In this respect the Fire Authority would effectively cede some of its decision making to the PCC. In addition, other partner agencies would be invited to attend the committee, meaning that the arrangement would provide the opportunity to consider all potential collaborations to determine which are in the best interests of the community.

3.22 The North Yorkshire Fire and Rescue Authority considers a change of governance to the Representation Model represents a risk appropriate change that balances costs, savings, collaboration and public safety, whilst not not precluding further change, including to the Governance Model.

d. Post Consultation

3.23 Once the consultation has closed, on 22nd September, 2017 the Commissioner will finalise her business case taking into account feedback your feedback, and then make her final decision on which model to put forward to the Home Secretary. It is understood that the aim is to submit the final business case by the end of October 2017

3.22 If North Yorkshire County Council and City of York Council were in agreement with the business case the Home Office would review the case against the statutory tests to determine whether the proposal was in the interest of economy, efficiency, effectiveness or public safety, and recommend a decision to the Home Secretary. Once the Home Secretary has taken a decision, depending on that decision, secondary legislation would be laid before Parliament for approval.

3.23 If one or both of the County Council and the City of York Council objected to what is proposed, the Home Secretary was required to obtain and publish an independent assessment of the proposal, and must have regard to that assessment, and to the representations from relevant local authorities and others in deciding whether to make an order.

3.24 On 15th August 2017 North Yorkshire County Council's Executive agreed to favour a representation model which does not preclude further changes should they prove necessary calling for a stepped approach to changes to the way in which North Yorkshire Fire and Rescue Service is overseen. The Leader of North Yorkshire County Council, Cllr Carl LesHe said the views of district councils which are currently considering the PCC's proposals would be taken into account in the detail of the County Council's response, along with public opinion expressed through the consultation and elsewhere

3.25 In considering the business case the County Council's Corporate and Partnerships Overview and Scrutiny Committee had recommended to the Executive that the preferred option for North Yorkshire should be a 'Representation Model'. During their debate scrutiny members had raised a number of concerns, including:

- The Local Business Case did not clearly explain why there is a pressing need to move to new governance arrangements.
- The pace of collaboration had been slow in some areas but there was no real understanding as to why and what options there were to address it.
- Questions as to why there was such a limited view of collaboration, when there were real opportunities to develop whole-sector approaches to collaborative working.
- The financial arguments are not clear - in particular, it is unclear whether critical future funding from central government would be secured.

3.26 The City of York Council Customer and Corporate Services Scrutiny Management Committee met on 31st July 2017 to review the PCC's proposals; the

Committee considered the issues and resolved to recommend to the Executive that the representation model is the City of York Council's preferred option for governance. York's Executive is next scheduled to meet on 31st August 2017.

e. Accountability

3.27 Members will be aware that the Police and Crime Commissioner is scrutinised by the North Yorkshire Police and Crime Panel. It is understood that if the Commissioner's preferred option went ahead, the Panel's role would also be expanded to become the Police, Fire and Crime Panel.

3.28 The Police and Crime Panel will be meeting on 14th September 2017 to provide detailed feedback to the Commissioner on her business case, but meeting shortly after release of the consultation paper, the Panel expressed reservations as to its capacity and ability to take on an expanded role with responsibility for scrutiny of the Police and Crime Commissioner's governance of both the Police and the Fire and Rescue Service, particularly as no additional resources were being made available to do so.

3.29 It is perhaps worth noting that the Police and Crime Panel has previously requested that the Commissioner consider taking up a seat on the Fire and Rescue Authority, prior to pursuing formal changes in governance arrangements. It's rationale being that this would enable the Commissioner to test out whether the low risk approach could help accelerate the pace and widen the scope of collaboration between the Police and Fire and Rescue Service.

f. Recommendation

3.30 Having heard from the Chairman of North Yorkshire Fire and Rescue Authority (30th August) and the North Yorkshire Police and Crime Commissioner (6th September), Members will be asked to agree and recommend comments, if any, to be submitted in response to the Commissioner's public consultation exercise in respect of the options for the future governance of the North Yorkshire Fire and Rescue Service. The Committee's recommendation will be presented to Policy Committee on 12th September 2017.

4. Implications

4.1 **Financial and Value for Money (vfm) Implications** – None arising directly from this report.

4.2 **Legal Implications** – None arising directly from this report.

4.3 **Contribution to Council Priorities** – Not applicable.

4.4 **Risk Management** – Not applicable.

4.5 **Equality Analysis** – Not applicable.

5. **Consultations with Others** – None.

6. **Access to Information : Background Documents** – None.

7. **Author of the Report** – Chris Waterhouse, Committee Officer Telephone 01756 706235; e-mail:cwaterhouse@cravendc.gov.uk

Note : Members are invited to contact the author in advance of the meeting with any detailed queries or questions.

8. **Appendices**

Appendix A – The Fire and Rescue Authority’s document – “Proposal for Representation Model.”

Appendix B – The Police and Crime Commissioner’s consultation document – “Working Better Together: options to improve collaboration between Fire and Police services in North Yorkshire.”

Appendix C – Frequently asked questions.

Note : The Police and Crime Commissioner has published additional information in a variety of formats at www.northyorkshire-pcc.gov.uk/workingbettertogether



Proposal for Representation Model

Introduction

This document sets out the North Yorkshire Fire and Rescue Authority's alternative proposal to that set out in the business case developed by the Police and Crime Commissioner (PCC) for a transfer of governance from the current Authority to the PCC.

Whilst there is no requirement for a formal business case to change the governance arrangements to the Representation Model (whereby the PCC is a voting member of the Fire Authority). It is assumed that people interested in this will also be considering the PCC's business case.

The Authority's alternative proposal, below, sets out the high-level reasons for change (the Strategic Case) and why the North Yorkshire Fire and Rescue Authority is proposing to change to a 'Representation Model' (the Economic Case).

The Authority believes that the proposal to move to the Representation Model is the most appropriate way forward which balances costs, savings, collaboration and public safety in a risk assessed way.

Case for Change

The Fire Authority recognises that there is a case for change in order to drive improvements and the delivery of public services. The recent legislation (Policing and Crime Act 2017) enables certain changes that the Fire Authority would like to take full advantage of in respect of closer working with Police. This will assist progression of collaboration with the Police that has been part of the Authority's plans over the last few years, but has not always been achievable.

However, the Fire Authority's ambition extends further than this and it wishes to move to a model whereby collaboration with all partners, including local authorities and the health sector, as well as with the Police,

North Yorkshire Fire and Rescue Authority has a strong track record of collaborating with partners. At the February Authority meeting, a new collaboration strategy was agreed in order to further drive the pace of collaboration. A Collaboration Committee was also established (to include the PCC as one of two voting members and with other partners invited), and this committee oversees the collaboration work.

Collaboration

There are many examples of existing collaboration between NYFRA and a wide range of partners to directly or indirectly improve public safety. These include:

- Shared Transport and Logistics facility with North Yorkshire Police
- Shared virtual Control Room with Cornwall Fire and Rescue Service
- Emergency First Responder scheme with Yorkshire Ambulance Service
- Joint Fire Investigation provision across the regional fire and rescue services
- Community safety partnerships across North Yorkshire and City of York
- 95 Alive with North Yorkshire, City of York, North Yorkshire Police, and other partners



NORTH YORKSHIRE FIRE & RESCUE AUTHORITY

- Service level agreements with NYCC to provide support services
- LIFE courses (youth engagement and diversion) delivered by FRA, funded by local authorities and OPCC

NYFRA is outward facing and is constantly seeking new opportunities for collaborative working. These include:

- Safe and Well visits (home fire safety checks with additional checks around health and well-being related issues) being developed with Clinical Commissioning Groups and local authority Public Health
- Ongoing discussions with health partners around increasing the fire and rescue response to medical emergencies, including cardiac arrests and falls in the home
- Ongoing discussions with health partners and the voluntary sector around fire and rescue delivering health advice
- Driver training co-location with NYP at NYFRA premises
- Opportunities for sharing premises with a wide range of partners.

As can be seen from the above, the collaborations that will deliver the best community outcomes are often with a range of partners. The recent focus, nationally, as well as in North Yorkshire and York, has been on the fire and rescue service becoming more involved in the delivery of health initiatives, as there is a growing body of evidence that demonstrates the benefits of this work.

In all respects other than collaboration, the Authority is high performing and has driven forward change.

History of assessments, audit and performance

North Yorkshire Fire and Rescue Authority is consistently high performing, as evidenced by independently external opinion:

- In 2006 in the Comprehensive Performance Assessment (CPA), NYFRA was rated “good” (range = excellent, good, fair, weak or poor).
- In 2007, under a direction of travel assessment, NYFRA was rated as “performing well” (consistently above minimum requirements; range = inadequate performance, adequate performance, performing well, performing strongly).
- In 2009 under Comprehensive Area Assessment (CAA), NYFRA was rated as “performing well” (as above).
- In 2013 NYFRA underwent a Peer Review. This is not an assessment, but a process to provide external challenge and support improvement. The team were asked to consider a number of areas, including new management structures and the Service’s response to flooding. The report provided some useful direction (which for example resulted in the Fire Cover Review being undertaken), but on the whole was positive about the Service and Authority.
- In 2014/15 and 2015/16 the external auditors issued an “Unqualified Value for Money” conclusion. Prior to that, under different guidelines from the National Audit Office, the auditors reported each year that the “Authority had proper arrangements in place to secure economy, efficiency and effectiveness in its use of resources”.
- Performance indicators shows that NYFRA is consistently high performing and demonstrating continuous improvement year on year.

In other areas of work, the Authority has shown consistent innovation. Recent years have seen increasing flexible use of these staff through temporary transfers to whole time



NORTH YORKSHIRE FIRE & RESCUE AUTHORITY

contracts and the introduction of new duty systems (including self-rostering, the use of mid shifts and variable hours (part time) contracts). The introduction of the Tactical Response Vehicles, which is a new model of operational response, also uses staff more efficiently as these vehicles respond to the same types of incident as standard fire engines, but with fewer staff.

Therefore, the changes that are required are only those that will further enable the collaboration with partners. In all other respects the evidence is that the current governance arrangements are resulting in a high performing organisation.

Why the Representation Model?

The starting point for considering a new governance model should be about how the proposals will improve outcomes for citizens living in the area in terms of better multi-agency working, increased effectiveness and resilience and the delivery of efficiencies.

The Authority believes that local leaders are best placed to determine the sort of collaboration that is in the best interests of the communities they are elected to serve. We are committed to steps that will enable the police, fire and rescue, and other emergency services to collaborate where it helps us to achieve the outcomes we aspire to for our communities and where it brings greater efficiency and effectiveness in achieving those outcomes.

We can however get there more easily and more quickly. We do not need to rely on time-consuming structural reform to get better collaboration. We can look for local solutions to collaboration on all aspects of public protection that use the legislation's criteria for ways of working together, namely economy, efficiency, effectiveness, and public safety.

The Representation Model is one where the PCC is a voting member of the Fire Authority. However, in recognition that this would be only one vote among many, this Authority has taken what we believe to be a unique step, in creating a Collaboration Committee, with delegated authority to make decisions relating to collaboration. The PCC sits on this committee as one of only two voting members. This means that the PCC has an equal say about collaborations that Fire and Rescue Service enters into and with whom. In this respect the Fire Authority has effectively ceded some of its decision making to the PCC. In addition to that, other partner agencies are invited to attend the committee, meaning that this arrangement will provide the opportunity to consider all potential collaborations to determine which are in the best interests of the community.

Assessment of Representation Model

The PCC's business case sets out a number of "critical success factors" against which the various options are tested. A summary of the Fire Authority's Representation Model against each factor is set out below.

- *Accelerates scale and pace of change.* The Representation Model can deliver collaborative change effectively and quickly. This is due to the Collaboration Committee, which includes the PCC, and the fact that the representation retains close links with local authorities.
- *Brings benefits in terms of transparency and accountability.* There is increased transparency and accountability that would accrue under the Representation Model. This is because the local councillors retain their elected accountability to the residents of North Yorkshire and York, over a large geography, including areas of deep rurality. Therefore, the challenges resulting from our geography means that it would be more beneficial to have a number of elected representatives and the PCC



NORTH YORKSHIRE FIRE & RESCUE AUTHORITY

to represent the views and concerns of our diverse communities. This is better than either alternative of elected members or PCC alone.

- *Is deliverable.* The Representation Model is highly deliverable. The Collaboration Committee has already been set up, and the necessary secondary legislation to allow the PCC to become a voting member of the Fire Authority is currently being put in place.
- *Mitigate strategic risks.* There are a number of risks identified in the PCC's business case of moving to the Governance Model. These include "a long term risk that strategic commissioning becomes more geared towards achievement of police objectives than fire". Also, "the PCC will need to put appropriate resource into maintaining links with local government". Finally, "there is also a risk that there is a perceived lack of separation and therefore lack of challenge between police and fire, particularly when it comes to allocation of cost. The PCC would need to put robust controls and independent scrutiny of the cost allocations in place." The Representation Model manages these risks by having the PCC as part of the decision making process, but with the check and challenge of the other elected members of the Fire Authority.

An Irreversible Change

One of the key points in respect of any governance change under the legislation, is that a move directly to the Governance model (which is the PCC's preference) is irreversible. The three options of Representation Model, Governance Model and Single Employer Model can be seen as sequential, in that it is possible to move through the different models of governance, if the experience of one model fails to deliver the anticipated benefits i.e. scale and pace of collaboration, financial savings etc.

However, and this is a crucial point to note, in the event that the Governance Model is implemented, but then fails to deliver the benefits purported in the PCC's business case, or if the risks cannot be mitigated, it is not possible in law to move to the Representation Model (the Fire Authority's preferred model). In this regard it is analogous to a one-way street.

Therefore, it appears that the risk appropriate way of dealing with governance change to a critical and highly effective, public safety organisation, would be to move through those stages to test the assumptions that are made in each case. The Authority is suggesting that the Representation Model will deliver all the benefits of the governance model, in terms of collaboration and improved outcomes for citizens. If that model fails to deliver all of those benefits, then a change to the Governance Model can be considered. A move to the Governance Model now would be premature as the Representation Model has not been tested, and high risk as it cannot be reversed.

Financial benefits of Representation Model

One of the principles underlying the Representation Model, is that any collaboration can occur under this model with the Police or the PCC. Many of the projects set out in the PCC's business case, such as a shared HQ, are already being considered in the Authority's plan.

The PCC's business case does not consider in detail any of the proposals, and indeed says that there will need to be business cases produced for each project. This is exactly the approach taken by the Authority currently, and any such case must deliver value for money and therefore must consider all possible options, including collaboration with other partners.

The PCC's business case contains a number of assumptions that are not supported by evidence. The business case itself recognises this and makes clear that detailed further



NORTH YORKSHIRE FIRE & RESCUE AUTHORITY

analysis and consultation is required to identify the true costs and potential benefits of any change. This makes these benefit claims theoretical at best and suggests that supporting a major governance change on these basic estimates would be premature.

Due to the lack of detail on each of the projects in the PCC's business case, the Authority is unable to determine how the level of savings set out for the Governance Model have been arrived at. However, given that the Representation Model will be able to deliver the same collaboration projects, it follows that similar levels of savings will accrue from the Representation Model.


Conclusion

North Yorkshire Fire and Rescue Authority's proposal for a change of governance to the Representation Model represents a risk appropriate change that balances costs, savings, collaboration and public safety. It does not preclude further change, including to the Governance Model.

Councillor Andrew Backhouse



**Police and Crime
Commissioner
North Yorkshire**



WORKING BETTER TOGETHER

Options to improve collaboration between Fire and
Police services in North Yorkshire

Published by the Office of the Police and Crime Commissioner for North Yorkshire

Published on 17 July 2017

All enquiries to:
Office of the Police and Crime Commissioner for North Yorkshire

Email: info@northyorkshire-pcc.gov.uk
Tel: 01423 569562

12 Granby Road
Harrogate
North Yorkshire
HG1 4ST

Further information available at www.northyorkshire-pcc.gov.uk

CONTENTS

FOREWORD	6
1 INTRODUCTION	8
1.1 Status of this document	8
1.2 New governance options	9
1.3 Assessment of governance options	9
2 EXECUTIVE SUMMARY	11
2.1 Strategic Case	11
2.2 Economic Case	15
2.3 Commercial Case	17
2.4 Financial Case	17
2.5 Management Case	17
2.6 Conclusion	18
3 STRATEGIC CASE: THE CONTEXT AND CASE FOR CHANGE	19
3.1 The local context	19
3.2 Drivers for change	30
3.3 The case for change in North Yorkshire	39
3.4 Critical Success Factors	58
3.5 Conclusions	60
4 ECONOMIC CASE: THE OPTIONS ASSESSMENT	61
4.1 Introduction to the options	61
4.2 Do Nothing model	63
4.3 Representation model	68
4.4 Governance model	75
4.5 Single Employer model	84
4.6 Summary appraisal	92
4.7 Preferred model	94
5 COMMERCIAL CASE	95
5.1 Commercial implications	95
5.2 Potential staffing implications	96
5.3 Consultation implications	96
6 FINANCIAL CASE	98
6.1 Note about the Financial Case	98
6.2 Implementation costs of the Governance model	98

6.3	Impact of enabled net benefits	99
6.4	Impact on medium term financial forecasts	99
6.5	Impact on the organisations' financial positions	100
7	MANAGEMENT CASE	101
7.1	Governance and project management arrangements	101
7.2	Implementation plan	101
7.3	Stakeholder engagement	103
7.4	Risk management	103
7.5	Benefits management	104
7.6	Equalities impact assessment	105
8	APPENDICES	106
8.1	Governance costs	106
8.2	NYFRA committee meetings	109
8.3	Existing NYFRS and NYP collaboration	110
8.4	Collaboration opportunity assessment – prioritisation matrix	113
8.5	Financial modelling assumptions – collaboration	114
8.6	Financial modelling assumptions – governance options	114
8.7	Terms of Reference for Boards	116

INDEX OF TABLES AND FIGURES

Table 1: Potential collaboration – current state versus the vision for transformed services	14
Table 2: Summary economic appraisals	16
Table 3: Fire and Police organisational summary	21
Table 4: NYFRA corporate structure	23
Table 5: Services provided to NYFRA by NYCC and City of York	23
Table 6: PCC's corporate structure	24
Table 7: Current NYFRS and NYP collaboration initiatives	27
Table 8: NYFRS 15/16 performance dashboard	40
Table 9: NYFRS 16/17 performance dashboard	41
Table 10: NYP March 2017 performance dashboard	42
Table 11: NYFRA net actual expenditure 2012/13-2016/17	42
Table 12: NYFRA Medium Term Financial Plan 2017/18-2021/22	42
Table 13: Policing and Commissioning annual expenditure 2012/13-2016/17	43
Table 14: North Yorkshire fire and police collaboration opportunities	50
Table 15: Summary of NYFRA and PCC level of visibility and engagement	55
Table 16: Critical success factors for change	58
Table 17: 'Do nothing' model – economic appraisal (£k)	66
Table 18: Summary qualitative assessment against CSFs and statutory tests	67
Table 19: Implications of the change	68
Table 20: Representation model – economic assessment (£k)	73
Table 21: Summary qualitative assessment against CSFs and statutory tests	74
Table 22: Implications of the change	76
Table 23: Governance model – economic assessment (£k)	82
Table 24: Summary qualitative assessment against CSFs and statutory tests	83
Table 25: Implications of the change	85
Table 26: Single Employer model – economic assessment (£k)	91
Table 27: Summary qualitative assessment against CSFs and statutory tests	92
Table 28: Summary of evaluations	93
Table 29: Implementation costs and savings (£k, excluding inflation)	98
Table 30: Implementation costs and savings (£k, including inflation)	98
Table 31: Indirect costs and savings (£k, excluding inflation)	99
Table 32: Indirect costs and savings (£k, including inflation)	99
Table 33: Total direct and indirect costs and benefits (£k, including inflation)	99
Table 34: Summary forecasts for the organisations (£m including inflation)	100
Table 35 - Risks and mitigations	104
Table 36: NYFRA Committees	109
Table 37: NYP and NYFRS collaboration	110
Table 38: NYFRS collaboration excluding NYP	111

Table 39: NYP collaboration excluding NYFRS	111
Table 40: Representation model assumptions	114
Table 41: Governance model assumptions	114
Table 42: Single Employer model assumptions	115
Figure 1: NYFRS and NYP joint Transport Logistics Hub, Thirsk	27
Figure 2: NYFRS incidents 2010/11-2015/16	45
Figure 3: Organisational-led collaboration	48
Figure 4: Outcome-led collaboration	48
Figure 5: 'Do nothing' model	63
Figure 6: Assessment against CSF 1	64
Figure 7: Assessment against CSF 2	65
Figure 8: Assessment against CSF 3	65
Figure 9: Assessment against CSF 4	66
Figure 10: Representation model	68
Figure 11: Degree of potential collaboration change under Representation	70
Figure 12: Assessment against CSF 1	71
Figure 13: Assessment against CSF 2	72
Figure 14: Assessment against CSF 3	72
Figure 15: Assessment against CSF 4	73
Figure 16: Governance model	75
Figure 17: Degree of collaboration change possible under Governance model	78
Figure 18: Assessment against CSF 1	79
Figure 19: Assessment against CSF 2	80
Figure 20: Assessment against CSF 3	81
Figure 21: Assessment against CSF 4	82
Figure 22: Single Employer model	84
Figure 23: Degree of collaboration change under Single Employer	87
Figure 24: Assessment against CSF 1	88
Figure 25: Assessment against CSF 2	89
Figure 26: Assessment against CSF 3	90
Figure 27: Assessment against CSF 4	91
Figure 28: Governance model high level implementation plan	102
Figure 29: NYFRA governance costs	107
Figure 30: OPCC costs	108
Figure 31: Collaboration opportunity assessment	113
Figure 32: LBC governance structure	117

FOREWORD

Dear Friends, Residents and Colleagues,



Over the past five years or so, at my advice surgeries, events and in correspondence, I have on very many occasions heard the public say that they would like to see more joint working between different 'authorities' in their local area, and that it makes common sense to do so. Indeed, all of us involved in providing services to the public know the value of working with a wide range of partners because it leads to a better service for individuals and improved outcomes for all involved.

Across North Yorkshire, we have a good track record of working together, and there are some excellent examples. We have mental health nurses in the police control room and out on the beat with officers, and fire fighters providing 'safe and well' checks for elderly people in their homes in support of social and health care providers. We are increasingly sharing premises and business administration with one another. Our joint community safety teams and projects, such as 'No Wrong Door', supporting very vulnerable children are winning national awards.

Whilst some good work is already underway, in January this year a new legal duty to collaborate between the three emergency services – Fire, Ambulance and Police – was enacted by Parliament. But unlike similar initiatives previously, this goes further. It provides an opportunity to assess whether collaboration can be made simpler and done faster in the public interest, specifically by joining up how policing and fire and rescue services are overseen.

Back in 2013, the fire service and police in North Yorkshire recognised that opportunities existed to improve public outcomes and signed a 'statement of intent' to collaborate. We set out a wide range of activities which we felt could be done better together. But if we're frank, success has been slow to come, and limited in scale. I see this new duty to collaborate as a catalyst for change. Now is the time to reinvigorate that spirit of co-operation and collaboration, in the interest of the public of North Yorkshire. This business case has been prepared with that purpose.

Much work has been done in drawing up my proposals. We have looked across the country at best practice and emerging innovation. We have contrasted that with the progress made here in North Yorkshire, and while we have some note-worthy successes, this work has shown that we could be moving faster and achieving better outcomes for the public.

The assessment shows that by joining up governance we can accelerate the pace and scale of collaboration. By working better together, not only can services improve and be better targeted, but significant opportunities remain to save money that can be reinvested in frontline services. This would allow us to do even more to protect those who are vulnerable and make us all and our communities, rural and urban, safer and stronger.

Let's be clear, firefighters would remain as firefighters, and police officers as police officers. The two services would continue to have distinct roles, identities and finances – one service's savings would not fund the other. But by sharing oversight, barriers can be overcome that have stifled progress to date and the two services can work much better together, achieving much more for the public.

For example, rather than each service having its own buildings, often within a mile or two of each other, we could bring them together creating 'Community Safety Stations', possibly with the ambulance service as well. We could also bring together our back-office support teams to provide a more efficient service with greater ability to share data, knowledge and understanding. By doing these things, which has been impossible to date, we could release money to create better community-based frontline services, thereby preventing harm and crime, and boosting community support structures and resilience.

All public services are facing financial pressures, so it is incumbent on us to pull together, put the politics to one side, pool our sovereignty and put the public first, who, quite rightly, expect us to seek out every opportunity to protect frontline services. This business case suggests that bringing the two services under one Commissioner would be most likely to achieve this at the greatest pace, the greatest scale, and with a minimum of risks. I believe that this is possible, but before applying to the Home Secretary to ask her to take this decision, I would like to hear what you think, and seek your support to help make it so.

Thank you.

A handwritten signature in black ink, appearing to read 'Julia Mulligan', with a long, sweeping horizontal line extending to the right.

Julia Mulligan
Police and Crime Commissioner for North Yorkshire

1 INTRODUCTION

The Policing and Crime Act 2017 places a statutory obligation on emergency services to collaborate and enables Police and Crime Commissioners (PCCs) to take on responsibilities for fire and rescue services in their area.¹ In describing the measures, Brandon Lewis, former Police and Fire Minister, said that *“by overseeing both police and fire services, I am clear that PCCs can drive the pace of reform, maximise the benefits of collaboration and ensure best practice is shared.”*²

This Local Business Case (LBC) assesses the scale of opportunity for closer working between police and fire in North Yorkshire, and then considers which of the joint governance options would be most likely to deliver the greatest range of opportunities at the greatest pace and with least risk, in the interest of public safety. This LBC has been prepared by the Office of the Police and Crime Commissioner for North Yorkshire.

1.1 Status of this document

This LBC has been prepared for consideration by the PCC and for formal public consultation in North Yorkshire. It has been developed in consultation with the Strategic Reference Group which was appointed to ensure that the Local Business Case is fully informed, adequately resourced and can make the very best recommendation in the interests of economy, efficiency and effectiveness, or public safety. It has been prepared by the Office of the Police and Crime Commissioner and their external advisers, based on information provided by North Yorkshire Police (NYP), North Yorkshire Fire and Rescue Authority (NYFRA), North Yorkshire Fire and Rescue Service (NYFRS) and information in the public domain.

Depending upon the view taken by the PCC after consultation, further versions may be developed, or this version may also form the LBC submission to the Home Secretary for consideration.

The Policing and Crime Act places a duty on the local Fire and Rescue Authority and Service to cooperate with PCCs in the development of the LBC. The OPCC would like to thank NYFRA and NYFRS for their assistance in providing data, information and feedback for the development of this LBC.

Representatives from the following organisations have been engaged with during the development of the LBC:

- North Yorkshire Fire and Rescue Authority
- North Yorkshire Fire and Rescue Service
- North Yorkshire Police
- North Yorkshire County Council (CYCC)
- City of York Council (CYC)
- Yorkshire Ambulance Service
- Fire Officers Association
- Fire Brigades Union

¹ HM Parliament, [Policing and Crime Act 2017](#)

² Brandon Lewis (2017), [Fire Minister's speech to Reform](#)

- Police Superintendents Association of England and Wales
- Police Federation of England and Wales
- UNISON

For avoidance of doubt, this business case is for the PCC and does not necessarily reflect the views of those engaged with at this stage.

1.2 New governance options

To facilitate better collaboration and improve emergency services, the Policing and Crime Act 2017 proposes three alternative options to the status quo (the 'Do Nothing' model) that are now available to PCCs. These are:

1. Representation model

The PCC is represented on a Fire and Rescue Authority (and its committees) in their police area with full voting rights, subject to the consent of the Fire and Rescue Authority. In North Yorkshire, this would see the PCC join NYFRA and become one of 17 voting members.

2. Governance model

The PCC takes on legal and overarching responsibility for the provision of the fire and rescue service(s) in their area. Individual services retain their operational independence, budgets, their Chief fire Officer or Chief Constable, and their own staff. In North Yorkshire, this would see the PCC becoming the NYFRA.

3. Single Employer model

The PCC would become the NYFRA but, in addition, fire and rescue functions are delegated to a single Chief Officer for policing and fire. Within this model, the services remain distinct front line services with separate budgets, albeit with increasingly integrated management and support services.

This LBC, therefore, assesses the strategic, operational and financial benefits that closer collaboration and shared governance could deliver for the police and the fire and rescue services in North Yorkshire.

It then considers each of the governance options available under the Policing and Crime Act 2017 and assesses whether one of these options would be more likely to deliver these benefits at greater pace and scale and support the improvement of emergency services in North Yorkshire. It also considers whether the potential benefits are sufficient to warrant such a change, given the cost of change.

1.3 Assessment of governance options

This LBC uses the HM Treasury 'five case model'³ for business cases. This approved methodology underpins all major government business decisions helps to ensure that key, relevant criteria and options are considered. It also permits criteria such as ease and speed of implementation and existing collaborative arrangements to be considered and factored in to the option appraisal and consultation process. This LBC also uses the recent Association of Police and Crime Chief Executives (APACE) guidance, which has used the HMT standard to develop some tailored guidelines for PCCs who are producing business cases concerning the Policing and Crime Act.⁴

³ <https://www.gov.uk/government/publications/the-green-book-appraisal-and-evaluation-in-central-government>

⁴ http://apace.org.uk/documents/APACE_Police_Fire_Business_Case_Guidance.pdf

The purpose of this business case is to assess which governance option would be most likely to deliver a greater pace and scale of collaboration between the two services to improve their effectiveness, efficiency and economy to the benefit of public safety. It is not to provide a detailed case for progressing each opportunity. Each would require a further assessment to detail the financial and non-financial benefits and costs, and set out their implementation.

The five cases are:

- **Strategic Case** – sets out the legislative and strategic context for NYP and NYFRS collaboration and governance, summarises the case for change and sets out the opportunities and strategic risks. This provides the context, and critical success factors, for appraising the options. The Strategic Case does not recommend a particular option.
- **Economic Case** – appraises the governance options (including the 'Do Nothing' model), against the critical success factors that will help the PCC to decide and the Office of Police and Crime Commissioner (OPCC) to inform the Home Secretary's appraisal of a proposal if and when submitted. The Economic Case identifies the 'preferred option'.

The implications of implementing the preferred option are then set out in the remaining three cases:

- **Commercial Case** – sets out the commercial, HR and resourcing implications of the preferred option.
- **Financial Case** – sets out the affordability and accounting implications of the preferred option. The Financial Case reflects the benefits and costs to the organisations.
- **Management Case** – outlines how the preferred option can be delivered, including more detailed planning, consultation requirements and communications approach.

These final cases will be developed further before submission of the final Local Business Case to the Home Office, but their substantive points relevant to public consultation are set out here.

2 EXECUTIVE SUMMARY

This summary brings together the main analysis and findings, which are explored in more detail in the rest of the document.

2.1 Strategic Case

The strategic case sets out the context and drivers for change. It does not assess the governance options, but provides information that is material to that assessment set out in the Economic Case.

1. The strategic case for a change to the current model of governance of police and fire and rescue services in North Yorkshire is clear. Given the structure, size and budgets of the two organisations, and the shared challenges in demand and finances that they face, closer working is inevitable.

Covering over 3,000 square miles, the county of North Yorkshire consists of seven districts and boroughs and the City of York, and ranges from isolated rural settlements and farms to market towns and larger urban areas such as York, Harrogate and Scarborough. Overall it is sparsely populated, but the population is increasing steadily. In particular, the number of people in the older age groups is increasing at a higher rate than the average in England. This has significant implications for vulnerability and for pressures on services.

The City of York is a university city and therefore has a different demographic make-up to North Yorkshire; the highest proportion of people in York is within the 20-24 bracket, followed by the 25-29 group.⁵ Population growth in York has been even stronger than across the county.

The county has two tier-one authorities, with North Yorkshire County Council covering the seven districts and boroughs, and the City of York Council covering the City of York.

North Yorkshire Fire and Rescue Service (NYFRS) and North Yorkshire Police (NYP) cover all seven districts and the City within their combined boundaries. They are conterminous and service the needs of over 813,000 residents, as well as considerable numbers of seasonal visitors.⁶

The large and rural nature of the county brings significant challenges for public services, including policing and fire and rescue services. Pressures come from providing services to isolated and/or sparsely populated areas as well as densely populated urban areas, addressing both rural and urban poverty, particularly as public demand and expectation remains high.

Requirements on our police and fire and rescue services are changing, with increasing time spent on non-crime and non-fire incidents. More resource is required to support vulnerable people, in a place-based approach, regardless of who is the service provider. Ensuring that the right community services are available to protect vulnerable people, and retain community resilience to support them, is a particular challenge with which police and fire and rescue services are increasingly being asked to deal.

These challenges are set in the context of increasing strains on public finances. Budgets continue to fall, both in fire and rescue and policing, as well as for health, social care and local government. Other agencies, and the public, increasingly look to policing and fire and rescue services to provide extra support and plug gaps.

⁵ <http://www.healthyyork.org/the-population-of-york/specific-population-profiles/frail-elderly.aspx>

⁶ <http://www.justiceinspectorates.gov.uk/hmic/peel-assessments/peel-2016/north-yorkshire/key-facts/>

Nationally, there is a continued drive for efficiencies, and, to avoid cuts to frontline services and respond effectively to the changing needs of the public, police and fire and rescue services will have to increasingly work together.

2. However, while there has been some collaboration to date, this has been limited in ambition, has progressed slowly, and has been led tactically rather than having been strategically developed.

In 2013, NYFRA and NYP signed a Statement of Intent to collaborate, recognising the need to work better together. While this has been a long-standing commitment to collaborate, and set an ambitious strategy and programme, progress has been slow and limited to date. Previous programmes of work have not developed momentum and pace, in part due to fragmented governance (although NYFRA have established a Collaboration Committee since the beginning of work on this business case).

Collaboration that has occurred is largely tactical in nature and has predominantly focussed on support services, i.e. transport and logistics, estates and procurement, and some particular frontline initiatives around community safety and road safety (see Table 1, 'current state'). However, this has been relatively small-scale and is fragmented in nature, developing at an operational level with no clear vision or strategy. One barrier to a greater pace and scale of collaboration has been issues of sovereignty over individual services within each organisation.

Given this, and the increasing pressures, all parties agree that there is a need for change to accelerate the pace and scale of collaboration.

3. There are considerable drivers for change, with evidence showing that more joined up governance accelerates collaboration.

There is a clear steer from the Government, as well as from the national fire and policing bodies, for increased collaboration between the two services and with wider partners.

The Policing and Crime Act 2017 is the latest legislation of several over the last two decades which has called for closer working between the emergency services. This latest Act, while reinforcing the message, goes further than those previously, setting out the option to consider a change in governance as a route to speeding up and scaling up collaboration. Statements from Government ministers make it clear that the status quo is not an option.

Currently, the organisations are governed and organised differently, with the Fire and Rescue Authority governing NYFRS and the PCC holding the Chief Constable to account for policing. A number of national reviews have highlighted weaknesses in fire governance, and the PCC model has been demonstrated to have increased scrutiny, public engagement, transparency and innovation in policing.

Service reviews have also noted the clear need for change. HM Inspectorate of Constabulary stated in 2014 that collaboration between police forces, as well as with wider partners, remains complex and fragmented. The National Audit Office (NAO) suggested in 2015 that Fire Authorities rely too heavily on information from senior fire officers without independent information to help their deliberations, such as that enjoyed by PCCs through their independent offices. The NAO reflected that this finding was similar to that which they had observed amongst Police Authorities prior to the move to PCCs.

In 2012 the Knight Review of Fire and Rescue Authorities advised that shared governance and closer working and sharing of teams would unlock further savings, and observed that a similar model to PCCs could enhance public accountability. The Thomas Report on Fire and Rescue Service staff stated in 2016 that the greatest opportunity to drive economies to reinvest in frontline services would be to bring together support functions collaboratively across services.

Research from the UK and internationally, shows that complex and fragmented governance structures create one of the greatest barriers to effective collaboration. As best practice examples develop, evidence shows that bringing governance closer together accelerates the pace and scale of collaboration and is more likely to deliver benefits to the efficiency and effectiveness of services, and therefore to public safety. More

specifically, evidence from other countries shows that significant benefits can be forged by bringing fire and police services under a single governance body.

Studies have also shown wider benefits of transparency and engagement resulting from the PCC model moving from bureaucratic to democratic accountability. The NAO, for example, found in 2014 that PCCs are able to make decisions faster and are more transparent than the committees they replaced, with significantly greater public engagement. They also increase innovation, respond better to local priorities, and achieve better value for money.

In a context where budgets are tight, efficiencies have already been extracted to considerable extent from both organisations. Further economies, if they are not to start cutting frontline numbers, can only be found by increased collaboration. The public expect this, especially as their demand for policing and fire services is changing, broadening to include a range of demands which are outside the 'traditional' purview of these services. This places new challenges on frontline policing, especially in dealing with sensitive welfare and health issues. Greater transparency and accountability is therefore requisite, for which studies suggest that the inclusion of PCCs in governance of fire and rescue would increase public accountability of that service.

4. Local collaboration could and should go much deeper and faster.

In preparation for this business case, a set of further prioritised opportunities for collaboration have been identified. A bottom up approach was adopted, and at initial workshops with frontline practitioners an ambitious set of priorities was put forward. However, in further discussions to assess and flesh out those ideas, that ambition has been scaled back. The 'Current identified collaboration priorities' column in Table 1 sets out the relatively limited scale of collaboration that could be agreed by the two organisations at this time.

The PCC also has a vision for a more strategic transformation of police and fire collaboration that can deliver genuine change, focussing on outcomes for the public rather than organisational sovereignty. This is set out in Table 1 under the 'Transformation vision' column. This agenda will require strong cross-organisational leadership to implement, especially given the issues around sovereignty that have formed one barrier to greater pace and scale of collaboration in the past.

These are all initial ideas at this stage and would be subject to further assessment. It should be noted, however, that any of these ideas would maintain at a minimum the existing Fire Cover Review and Integrated Risk Management requirements of both services. However, examples of similar collaboration from other parts of the country show the benefits to community resilience, public safety, and the protection of vulnerable people that these transformational ideas might bring. Future governance of police and fire therefore needs to be able to support delivery of this vision and accelerate the pace and scale of collaboration to achieve the greatest possible improvement to public safety.

Given the current context, this is vitally necessary to enable continued improvement of the services to the public of North Yorkshire, further reducing harm, improving resilience and effectiveness, and increasing value for money. These benefits are the ones which must be realised from reinvesting savings into frontline services. Greater transparency and accountability will be important in this, and can be delivered. There are opportunities for the changes that the PCC model has delivered in policing to be applied to fire and rescue, contributing to improved effectiveness of service delivery.

Any change also needs to be capable of being implemented successfully and not put public safety at risk. It also needs to ensure that the clear and separate roles of policing and fire are retained, sufficient fire cover is provided, and that links with wider community, health, social care and local government partners are maintained or enhanced.

Table 1: Potential collaboration – current state versus the vision for transformed services

Theme	Current state	Current identified collaboration priorities	Transformation vision
Strategic commissioning	<p>Currently fire and police plans are developed separately</p> <p>Separate commissioning budgets. Use of volunteers not co-ordinated or shared</p> <p>Intelligence sharing takes place in some areas (operational not strategic)</p>	<p>Development of joint priorities for collaboration</p> <p>Sharing data and intelligence on communities and incidents on a local, tactical level basis to support planning and response. This would include data and intelligence on specific individuals, premises and homes and would involve reciprocal fire and police information access.</p>	<p>Fully integrated strategic development and risk management, including joined up research and public consultation</p> <p>Joint commissioned services and budgets to respond to public need through joined-up services and support</p> <p>Systematic data sharing of intelligence and vulnerability to support more aligned strategic decision making across communities.</p>
Improved Prevention and demand management	<p>Community Safety hubs in Scarborough, Selby and York</p> <p>Road Safety joint initiatives and campaigns (95 Alive)</p>	<p>Improved co-ordination and reach of Safe and Well checks:</p> <ul style="list-style-type: none"> Joint police and fire community interventions One safe and well assessment across fire and police, specialist training and clearer role definition Use of volunteers to support the role in wider local activity e.g. leafletting, door knocking Volunteer community contact points for police and fire jointly (potential reduction of demand on control centre) 	<p>A single approach to community safety across police and fire through a jointly funded Community Safety Service, tailored to the needs of people and communities, including single, jointly funded, community safety roles</p> <p>Alignment with health and local authority partners through Health and Wellbeing Board and Mental Health Care Concordat</p> <p>Accelerated use of shared data and intelligence to dynamically map vulnerability to better target and pro-actively deliver increased primary prevention and early intervention work and jointly commissioned services across rural and urban areas for those who need it most</p> <p>Roll-out of community safety hubs, and expansion and diversification (central/local) to bring in greater range of partners and improve resilience for local communities</p>
Effective Joint Response	<p>Joined-up tactical response to incidents where required</p> <p>Local Resilience Forum and JESIP</p>	<p>Fire would also take on forced entry, in addition to police.</p> <p>Extension of first responder fire role to police (e.g. through firearms officers that have defib kit being deployed as appropriate).</p>	<p>A truly joint control room for a more effective response to the public by the right service at the right time:</p> <ul style="list-style-type: none"> Fully integrated operations and system Shared staff roles, training and rotas <p>First responder as part of community safety roles, especially to improve resilience in rural areas</p>
Shared support services	<p>Co-location of transport and logistics functions and driver training</p> <p>Shared transport and logistics manager</p> <p>Co-location of fire and police in Bedale and plans for Ripon</p>	<p>Colocation of transport and logistics resources and further integration of teams.</p> <p>Shared finance, procurement, IT, transport and estates teams.</p> <p>In-flight and pipeline opportunities identified for estates collaboration, including shared HQ.</p> <p>Joined-up training and learning and development for officers, firefighters and staff</p> <p>Shared procurement service, starting with products which share common specifications e.g. stationery, fuel</p>	<p>Creation of a community safety estate – single estates strategy with multi-purpose estate, single investment strategy</p> <p>Wider collaboration through One Public Estate to create local community safety hubs integrating health estate and designated community assets where appropriate.</p> <p>New models of shared enabling services delivery across police and fire, such as through a third entity.</p> <p>Greater integrated specialist training (e.g. mental health) across both services.</p> <p>Where appropriate, single ICT strategy and systems</p>
Shared management roles	None	None identified	<p>Combined or reduced senior management roles across fire and police, particularly around corporate, non-operational roles, where it makes business sense to do so. In addition, it is assumed that governance roles can be shared across fire and police (S151 Officer and Monitoring Officer roles). Any changes would be phased in line with existing staff retirements or natural attrition.</p>

2.2 Economic Case

Taking into account the context and drivers set out in the Strategic Case, this case sets out the economic appraisal for each option. This includes a qualitative assessment against the 'critical success factors' (CSFs) (see section 3.4) agreed through this process, and an assessment against the four tests in the Policing and Crime Act 2017.

It is important to remember that the purpose of this assessment is to consider which governance option is most likely to achieve the greatest acceleration of the pace of collaboration, the greatest scale of ambition, and the greatest degree of transparency and accountability.

It does not provide a detailed business case for each collaboration opportunity, which would need to happen subsequently.

It balances the benefits against the deliverability of the option and how it mitigates against strategic risks, to determine which option will provide the most effective, efficient and economic service to the benefit of public safety.

The Do Nothing model will continue the current pace and scale of change, furthering collaboration on the current ad hoc, tactical basis, but bringing no step-change in delivery. The Government and local stakeholders throughout this process have not considered this to be a viable option and as such this LBC has been prepared on the understanding that a change to the status quo is required.

The Representation model would bring tangible changes, with the PCC becoming the 17th voting member on the NYFRA and having a formal vote in the new Collaboration Committee. Whilst this model could contribute to delivering the priority opportunities identified and bring additional external scrutiny to fire matters, the option is unlikely to drive a significant change in the pace or scale of collaboration. As a governance model it would continue to require multiple decision-making mechanisms and relies upon joint agreement of objectives and priorities. It would not therefore deliver significant savings, making it more difficult for police and fire to meet the financial and operational challenges set out in the Strategic Case. It is however low-risk and could be a stepping stone to more significant changes in the future. This model would not harm public safety, but it would not bring extensive improvements to public safety either.

The Governance model would bring a material change. Based on the evidence set out in the Strategic Case, it would speed up the pace of collaboration within police and fire, and with other partners, due to simplified, aligned decision-making structures. It could make transformational change more likely, with a greater likelihood of enabling joint commissioning strategies and cross-organisational investment and resourcing decisions, bringing with it greater likelihood of achieving improvements to services for the public. It would bring more significant financial benefits that could be re-invested in frontline services. It would also enable the mechanisms used by the PCC to engage with the public to apply to fire, and increase scrutiny of fire and rescue matters. There will be some implementation costs and risks, but they are considered manageable. This model would not harm public safety, and could bring significant improvements in public safety.

The Single Employer model could bring greater benefits than the Governance model, through providing the means to achieve deeper integration of fire and police assets while maintaining operational separation. Joint management structures would create greater joined up operational practice, and could move the services from two organisations to a single community safety service in the future. It would bring significant savings that could be reinvested in frontline services. However, it also brings significant delivery and strategic risks. Therefore, while it could bring significant improvements to public safety, there is a risk that it could harm public safety if it results in disruption for the residents of North Yorkshire.

Under the Governance model and Single Employer model, the role of the Police and Crime Panel would also need to be expanded to enable it to take on scrutiny roles relating to fire matters. It would also not be possible to revert to the Representation model if these models are not found to be effective.

A summary of the analysis is provided below. Detail as to the evidence base for each assessment is set out in the Economic Case. The estimated financial benefits of each model are a mix of direct financial implications from the change and also the benefits that the change could enable, where it is possible at this stage to make estimates, based on management assumptions. Separate investment cases would need to be made for the enabling opportunities.

Table 2: Summary economic appraisals

Critical success factors		Models (High/Medium/Low assessment)			
Critical success factor	How the test is met	Do nothing	Representation	Governance	Single Employer
Accelerates scale, pace and effectiveness of collaboration	The governance option can accelerate and enable more effective collaboration and deliver tangible public safety and vulnerability prevention benefits to reduce harm, improve resilience and effectiveness, and increase value for money	L	L	H	H
Brings benefits in terms of transparency and accountability	The governance option can improve transparency, accountability, visibility, and consistency of decision-making for the public, stakeholders and NYP and/or NYFRS	L	L	M	M
Is deliverable	The governance option can be implemented successfully	H	H	M	L
Mitigates strategic risks	The governance option can mitigate strategic risks	M	H	H	L
CSF summary assessment		L - 2 M - 1 H - 1	L - 2 M - 0 H - 2	L - 0 M - 2 H - 2	L - 2 M - 1 H - 1
Net present value (£)⁷		£0.1m	£1.3m	£6.6m	£7.5m
Assessment against statutory tests		[7] ✓✓ ✓✓ ✓✓ ✓	[9] ✓✓ ✓✓ ✓✓ ✓✓ ✓	[10] ✓✓ ✓✓ ✓✓ ✓✓ ✓✓	[8] ✓✓ ✓✓ ✓✓ ✓✓

Based on the assessment of the options against the critical success factors and the four tests of public safety, effectiveness, economy and efficiency, the preferred option is the Governance model.

⁷ Note – this refers only to the benefits from the prioritised opportunities identified in the second column of Table 1 and potential management changes in fire and rescue. It is not possible at this stage to estimate financial benefits from the Transformation Vision.

It is assessed that this model is most likely to achieve the greatest acceleration of the pace of collaboration, the greatest scale of ambition, and the greatest degree of transparency and accountability, bringing meaningful savings, whilst being deliverable and sufficiently mitigating against strategic and public safety risks.

It is therefore most likely to deliver the transformation vision for collaboration against the context and drivers set out in the Strategic Case. It is most likely to further enhance and improve public safety.

2.3 Commercial Case

Implementing the Governance model will require the Secretary of State, using powers in the Policing and Crime Act, to make the PCC the FRA for North Yorkshire.

The Governance model would have commercial implications, since it would involve transferring assets and liabilities, and novating contracts. The most significant of these will be the PFI for Easingwold (NYFRS's training centre). In addition, the disbanding of the current NYFRA will affect existing contractual arrangements with NYCC for the provision of finance, committee and legal services. The Office of the PFCC would take responsibility for democratic services, and over time these other contracts may be brought into a joint arrangement with North Yorkshire Police, using in-house staff with external support as required, but there will need to be further assessment of these changes and transitional arrangements put in place with NYCC.

The Governance model would also require staff to transfer from the existing NYFRA as their employer, to the new FRA, led by the PCC, under Cabinet Office Statement of Practice (COSO P).

These changes are considered manageable.

2.4 Financial Case

We estimate that the direct costs of implementation will be ~£120k. We expect these costs will be funded from the PCC's earmarked reserves. We forecast a small saving in operational costs as a direct result of a change to the governance model, which will partially offset implementation costs. Applying inflation to 2016/17 budget figures, the total annual expenditure that could be controlled by the PFCC would be of the order of £170m in 2018/19. Financial benefits shown in the economic case would, wherever possible, be re-invested in frontline services.

2.5 Management Case

The Management Case describes the arrangements and plan for managing implementation of the proposed models successfully. Based on current assumptions, the earliest realistic target implementation date for the new governance arrangements would be 1 April 2018.

Implementation of the changes would rely on ongoing engagement with stakeholders, including staff and their representative bodies.

In considering the equality impact of the changes, it is likely that none of the governance changes would affect any group or sector of the community differentially. However, this will need to be tested as part of the consultation and an equality impact assessment completed prior to formal submission of the Local Business Case to the Home Office.

After implementation a Police, Fire and Crime Plan would be developed that would set out how efficiency and effectiveness could be improved in order to protect frontline services. Business cases, including staff and union consultations, would be developed for community safety and prevention services and to create a third entity to provide enabling services to NYP and NYFRS. The estates strategies of both organisations would be reviewed to develop a single 'community safety estate' strategy that would seek to bring in other partners as well. Data analysis and the implementation of data sharing structures would be put in place to

strengthen collaborative working. A change review would be initiated to start discussions around the future senior management structure of NYFRS to identify where efficiencies might be made, though this would be implemented through natural attrition.

2.6 Conclusion

This LBC sets out the case for change and, in particular, how governance can drive the pace and scale of change. The preferred option, the Governance model, will bring benefits to the pace and scale of collaboration, the way in which the public are engaged in the delivery of fire and rescue services and relative low risk versus some of the other options. The Governance model will allow for acceleration of the existing programme of work in estates and further shared functions around support services, releasing benefits which could be used to invest in frontline services. The new model will provide a secure platform for emergency service reform in North Yorkshire.

3 STRATEGIC CASE: THE CONTEXT AND CASE FOR CHANGE

The Strategic Case sets out the legislative and strategic context for NYP and NYFRS collaboration and governance, summarises the case for change and sets out the opportunities and strategic risks. This provides the context and critical success factors for appraising the options. The Strategic Case sets out the context and drivers for change.

Introduction

The Strategic Case sets out the legislative and strategic context for NYP and NYFRS collaboration and governance, summarises the case for change and sets out the opportunities and strategic risks. This provides the context and critical success factors for appraising the options. The Strategic Case sets out the context and drivers for change. It does not assess the governance options, but provides information that is material to that assessment set out in the Economic Case. The Strategic Case does not recommend a particular option.

The Strategic Case is set out in four sections. The first section looks at the current makeup of the two organisations, their governance models and practices, their financial health, and the extent of current collaboration.

The second section details the drivers for change at a national and local level. It looks at national policy direction, service reviews and research evidence into the governance barriers to collaboration and into the impact on policing of the change to PCCs from Police Authorities. It also considers continuing financial pressures, and the change in public expectations and demands being experienced by both services.

The Strategic case then considers the local case for a change to the current model of any kind. It looks at local performance, financial considerations, and demand change, and the factors within these with which any future governance model must be able to deal. It then sets out the opportunities and visions for collaboration identified during the development of this business case, considering the possible impact of such opportunities for the public of North Yorkshire were they to be implemented.

Finally, the Strategic case sets out the critical success factors that are used in the Economic Case to assess the governance options, and the strategic risks which governance options must mitigate.

3.1 The local context

This section describes the local context for change, including the current emergency services landscape.

3.1.1 Introduction to North Yorkshire and City of York

Covering over 3,000 square miles, the county of North Yorkshire ranges from isolated rural settlements and farms to market towns and larger urban areas such as York, Harrogate and Scarborough. Outside of urban centres and market towns, North Yorkshire is sparsely populated, with 55% of the population living in rural areas and 17% of the population living in areas which are defined as super sparse (less than 50 persons/km).⁸ The population of the county has increased steadily, by 6% from 2001 to 2015, but is set to

⁸ North Yorkshire Joint Strategic Needs Assessment, 2015

grow less than the England average overall. The number of people in the older age groups within North Yorkshire is increasing at a higher rate than the England average.

The City of York is a university city and therefore has a different demographic make-up to North Yorkshire; the highest proportion of people in York is within the 20-24 bracket, followed by the 25-29 group.⁹ Population growth in York has been strong, between 2001 and 2011 York grew more than Yorkshire and Humber or England (9.4% compared with 6.2% and 7.2% respectively).¹⁰

Politically, North Yorkshire has two tier-one authorities – North Yorkshire County Council, which covers the Boroughs of Harrogate and Scarborough and the Districts of Richmondshire, Hambleton, Ryedale, Selby and Craven, and the City of York Council, which covers the City of York.

North Yorkshire and York are affluent overall, with pockets of deprivation. In North Yorkshire there are 18 (lower super output) areas amongst the 20% most deprived in England, the majority of which are in Scarborough district, two in Craven, one in Selby and one in Harrogate.¹¹ Scarborough also has higher than national average rates of child poverty and public health issues. Although York is the third least deprived city out of their national peer group of 64, York has pockets of very deprived areas which are masked by York's overall prosperity.¹²

North Yorkshire currently ranks as the safest county in England¹³, in terms of crimes per every 1000 people (45.3), North Yorkshire is also the fourth safest local force area in the UK.¹⁴ However, there are also pockets of higher-crime areas, and all areas of North Yorkshire continue to have significantly higher rates of people killed and seriously injured on the roads when compared with the national average.

The ageing population is leading to a number of long term health conditions and increasing numbers of people who are frail and vulnerable, which in turn can lead to risks around fire safety and crime. The North Yorkshire Fire and Rescue Service Integrated Risk Management Plan notes that the largest single 'at risk' group in the home is the elderly.¹⁵ Home Office customer segmentation analysis around those groups which are most likely to be affected by 'serious and organised crime' cites older people, living in rural or semi-urban areas as 'digitally vulnerable'. These residents have high levels of offline protection, however inexperience with technology makes them vulnerable to online crime and fraud.¹⁶

The large and rural nature of the county, coupled with the rising and aging population, brings significant challenges for public services, including policing and fire and rescue services, particularly as public demand and expectation remains high. A public consultation developed to inform the 2017 Police and Crime Plan found that the public want to see a focus on customer service and experience, a visible policing presence, they have a concern around preventing crime and a need to protect the most vulnerable in society. Crimes which cause the most concern are burglary and anti-social behaviour, while over the last five years, concern has grown most regarding online crime, fraud and child sexual exploitation.¹⁷

⁹ <http://www.healthYork.org/the-population-of-york/specific-population-profiles/frail-elderly.aspx>

¹⁰ https://www.york.gov.uk/info/20037/statistics_and_information/79/census

¹¹ North Yorkshire Joint Strategic Needs Assessment, 2015

¹² <http://www.healthYork.org/what-its-like-to-live-in-york/deprivation-and-prosperity.aspx>

¹³ <https://northyorkshire.police.uk/news/north-yorkshire-remains-the-safest-place-in-england/>

¹⁴ <https://www.justiceinspectorates.gov.uk/hmic/crime-and-policing-comparator/>

¹⁵ Integrated Risk Management Plan, NYFRS, 2013/14 – 15/16

¹⁶ Serious and Organised Crime Protection: Public Interventions Model, Home Office

¹⁷ North Yorkshire Police and Crime Plan Consultation, buzzz, December 2016

Standalone public service delivery and silo working may not be able to deliver against these expectations. Simplified and more joined up local emergency services will be required to meet the changing needs of communities.

3.1.2 Local emergency services in North Yorkshire

North Yorkshire Fire and Rescue Service (NYFRS) and North Yorkshire Police (NYP) cover seven districts and the City of York within their combined boundaries. They are conterminous and service the needs of over 809,200 North Yorkshire and York residents.¹⁸

The North Yorkshire Fire and Rescue Authority (NYFRA), through the North Yorkshire Fire and Rescue Service, is responsible for delivering a number of services, including fire response services and other emergency incidents. The service also has a trusted role in community safety, prevention activity and in enforcing fire safety legislation. NYFRS also shares collaborative initiatives with Yorkshire Ambulance Service (YAS), NYP, other Yorkshire and the Humber FRSs and Cornwall FRS.

North Yorkshire Police is operationally responsible for the policing of the whole of North Yorkshire. It shares a number of collaborative initiatives with North East region forces (Cleveland, Durham, Northumbria, Humberside, West Yorkshire and South Yorkshire) as well as NYFRS and YAS.¹⁹

Both North Yorkshire Fire and Rescue and Police work closely with both North Yorkshire and City of York councils as well as 7 district councils and the YAS. North Yorkshire's characteristics also require police and fire to work closely with maritime and mountain rescue services, and two national park authorities.²⁰ The delivery landscape is therefore relatively complex and unique.

3.1.3 North Yorkshire fire and police service overview

North Yorkshire Fire and Police organisational summaries are shown below:

Table 3: Fire and Police organisational summary

	NYFRA	NYP (Chief Constable) / PCC (including OPCC)
Net expenditure (16/17)	£29.2m ²¹	£140.2m
Staff (16/17)	Total: 779 298 FTE whole-time staff 380 retained firefighters (headcount) 77 FTE support staff	Total ²² : 2,605 FTE, 9 FTE in the OPCC 1,375 FTE Officers 1,040 FTE staff*

¹⁸ Office of National Statistics, mid-2015 population estimate

¹⁹ <http://www.northyorkshire-pcc.gov.uk/police-oversight/governance/decisions/collaboration-agreements/>

²⁰ North Yorkshire Moors and Yorkshire Dales

²¹ Figures are draft and unaudited at time of writing

²² As at 31 March 2017

	NYFRA	NYP (Chief Constable) / PCC (including OPCC)
	15.5 FTE control room staff	181 FTE PCSOs (*of which 183 control room staff)
Coverage	<p>North Yorkshire County Population: 602,300²³</p> <p>City of York Population: 206,900</p> <p>38 fire stations (5 whole time shift stations, 7 day crewed stations, 24 retained stations, 2 volunteer stations) and one HQ</p>	<p>North Yorkshire County Population: 602,300²⁴</p> <p>City of York Population: 206,900</p> <p>68 buildings (including 34 stations and one HQ)</p>
Governance	North Yorkshire Fire and Rescue Authority (16 members)	<p>Police and Crime Commissioner</p> <p>Chief Constable</p>
Costs of Governance ²⁵	<p>Estimated at ~£139k (76k for member direct costs and training, £40k for finance and audit costs, 23k for committee services and Monitoring Officer) (based on 15/16 actual data).</p> <p>This is detailed at Appendix 8.1.</p>	<p>Total 17/18 OPCC budget is £911k (includes PCC direct costs and OPCC staffing costs of £512k, statutory officer functions of £304k and services to the community of £94k).</p> <p>This is detailed at Appendix 8.1.</p>

North Yorkshire Fire and Rescue Authority

NYFRS is governed by the North Yorkshire Fire and Rescue Authority, a Combined Fire and Rescue Authority which covers the areas of NYCC and CYC, an arrangement that has been in place since April 1996.²⁶

The Fire and Rescue Authority directs and monitors the role of NYFRS, and has the ultimate responsibility, as a corporate body, for decision-making on fire and rescue matters across the local authority areas of NYCC and CYC, in line with the Fire and Rescue Services Act, 2004.²⁷ NYFRA membership comprises of 16 locally elected representatives: 12 from NYCC and 4 from CYC. Members are appointed by the local authorities after each local election. NYFRA is supported by a Treasurer, Monitoring Officer (provided by

²³ Office of National Statistics, mid-2015 population estimate

²⁴ ibid

²⁵ It should be noted that the costs of governance of the NYFRA and PCC are not directly comparable. A significant amount of the FRA's statutory responsibilities are delegated to officers who are authorised to discharge specific functions, whereas the PCC has a small team that manages day to day responsibilities as well as independent scrutiny of the constabulary and the chief constable.

²⁶ <https://www.northyorksfire.gov.uk/about-us/who-we-are/fire-authority>

²⁷ <http://www.northyorksfire.gov.uk/about-us/who-we-are/fire-authority>

NYCC) and also other treasury management, committee and legal services provided by NYCC (see Table 5).

NYFRA has a number of committees to support its work; their duties are listed below and more details are held at Appendix 8.2.²⁸ The Fire and Rescue Authority also has a newly formed Collaboration Committee. The Appeals Committee and Appointments Committee meet only as required.

Table 4: NYFRA corporate structure

Governance Board	Purpose	Meeting Frequency
Fire Authority	Main decision-making body for all fire and rescue services.	4 per year
Audit and Performance Review Committee	Monitors, and receives reports on the performance of the Authority in respect of Government standards, the Authority's own Code of Governance, and monitors how the organisation is performing against its targets.	4 per year
Standards Sub-Committee	Promotes and maintains high standards of conduct in the Authority.	2 per year
Collaboration Committee	Established April 2017. Will work on behalf of the Authority to work across a wide range of partners to deliver collaboration projects. The Fire Authority Chair is the only voting member of the Fire Authority on this committee. The PCC sits on this committee and will, subject to consultation and agreement, also receive 1 vote.	6 per year
Pensions Board	Assists the Authority in its role as a scheme manager of the Fire Fighters' Pension Scheme.	1 per year
Appeals Committee	Hears and determines appeals against the decision of officers, where provision exists for appeals to a Member level body.	Ad hoc
Appointments Committee	Determines an appropriate recruitment package within existing policies as regards salary, benefits and removal expenses in respect of vacancies for the Chief Fire Officer/Chief Executive and his/her Directors. Evaluates, from time to time, the terms and conditions of these posts.	Ad hoc

North Yorkshire County Council and the City of York provide the following services to North Yorkshire Fire and Rescue Authority:²⁹

Table 5: Services provided to NYFRA by NYCC and City of York

Contractor	Title of Agreement	Description	Annual contract value (£)	Length of Contract
NYCC	Building Maintenance Contract Support	Building Maintenance including provision of Help Desk facility and measurement, valuation and invoice preparation of the Building Maintenance Contract works. Contract accessed through NYCC	£110,000	1 year
NYCC	Committee Services SLA and Legal Services SLA	Provision of committee and legal services	£81,570	3 years

²⁸ http://www.northyorksfire.gov.uk/useruploads/files/governance/2017-01-30_-_fire_-_members_handbook.pdf

²⁹

http://www.northyorksfire.gov.uk/useruploads/files/financial_information/contracts/contracts_2017/procurement_register_for_contracts_050217_plf.pdf

Contractor	Title of Agreement	Description	Annual contract value (£)	Length of Contract
NYCC	Finance SLA – Finance	Provision of financial ledger, treasury management, risk management	£55,017	3 years
NYCC / City of York	Internal audit	Provision of internal audit services	£25,000	1 year
NYNET via NYCC	IT services	Wide Area Network provision	£95,000	1 year
NYCC	Finance SLA – Payroll	Managed payroll system	£21,252	1 year

North Yorkshire PCC

The Police and Crime Commissioner (PCC) is elected to hold the Chief Constable of North Yorkshire to account for the delivery of policing in North Yorkshire. The PCC has a wider duty to bring together community safety and criminal justice partners to reduce crime and support victims across North Yorkshire. The PCC is a separate legal entity to North Yorkshire Police and is an elected representative with key statutory responsibilities that include:

- Securing the maintenance of an efficient and effective local police force; and
- Holding the Chief Constable of North Yorkshire Police to account for the exercise of his functions and those of persons under his/her direction and control.

In addition, the PCC has retained responsibility for some enabling back office services; estates and logistics, technology, organisation and development and corporate communications functions for the wider force. The Chief Executive of the Office of the PCC is responsible for delivery of these services.

The PCC's corporate structure is shown below.

Table 6: PCC's corporate structure

Structure	Purpose	Meeting Frequency	Chair
Executive Board	Formal strategic board for NYP, directing delivery of, and assessing progress against, the Police and Crime Plan, and monitoring budgets and financial plans. Decision making responsibility rests solely with the PCC.	Bi-monthly	PCC
Public Accountability Meeting	PCC holds Chief Constable to account through public scrutiny for the efficiency, effectiveness and performance of the police.	Monthly	PCC
Joint Independent Audit Committee	Provides assurance and audit of corporate governance	Quarterly	Independent chair

The PCC has informal meetings with Chief Officers every week, and is able to take decisions outside of formal meetings.

The Chief Constable also has organisational meetings to facilitate the delivery of policing services.

The PCC and the Chief Constable are also members of the Regional Collaboration Board for the Yorkshire and Humberside region, and the Evolve Joint Governance Board for the Durham, Cleveland and North Yorkshire partnership. The Commissioners, Chief Constables, Chief Executives and other relevant staff and

officers meet regularly to ensure these police services are working well together and to forward collaboration strategy and practice where possible.³⁰

North Yorkshire Police and Crime Panel

The Police and Crime Panel (PCP) provides checks and balances on the work of the PCC. The Panel scrutinises how the PCC carries out her statutory responsibilities providing constructive challenge, but also supporting the Commissioner in her role in enhancing public accountability of the police force. NYCC is the responsible authority for the North Yorkshire Police and Crime Panel. The Panel comprises: one elected representative from each of the district authorities; one from the County Council and two from the City of York. In addition, three individuals that have been co-opted, of these two are independent 'community' members and one is an elected member.³¹ NYCC received £66,180 in grant from the Home Office for the 2016/17 financial year to be able to support the Panel.

North Yorkshire Police

North Yorkshire Police is operationally responsible for the policing of the whole of North Yorkshire.³² The Chief Constable has a statutory responsibility for the control, direction and delivery of operational policing services provided by North Yorkshire Police. The Chief Constable is held to account by the Police and Crime Commissioner for North Yorkshire.

3.1.4 Current collaboration picture

NYFRA and NYP have had a long-standing commitment to collaborate, but progress has been slow and there is no formal governance to drive such collaboration (although a new committee has recently been established by NYFRA). In December 2013, both organisations confirmed their commitment for collaboration in a vision and Statement of Intent for Improving Public Safety.³³ The vision was as follows³⁴:

"The aim of this programme of work is to deliver by 2020 a Police Service and a Fire & Rescue Service for North Yorkshire and the City of York which retain their respective identities, legislative duties, powers and responsibilities, and governance arrangements, but which share an integrated suite of business support and community safety prevention services where it makes sound operational and business sense to do so. The communities of North Yorkshire and York will continue to enjoy discreet Police and Fire & Rescue Services but will see two of their blue light services functioning as a virtual combined service in terms of business support and prevention."

Specifically, this sought to gain opportunities for collaboration in terms of:

- Operational synergies in the services provided, particularly those that prevent harm to our communities;
- Similarities in organisational culture of 24-7 emergency services provision across a wide and diverse geography;
- A shared context in relation to national funding reductions and a need to cut non-frontline costs;
- A co-terminous boundary that encompasses a large and logistically challenging territory;
- An innovative approach to service re-design;
- Parallel work developing across the country between Fire and Police Services.

³⁰ <https://www.northyorkshire-pcc.gov.uk/police-oversight/governance/regional-governance/regional-collaboration/>

³¹ <http://www.nypartnerships.org.uk/pcp>

³² <https://northyorkshire.police.uk/content/uploads/2015/08/Top-level-Forcewide-Organisation-Structure-Chart-May16-Update-1.pdf>

³³ <http://www.northyorkshire-pcc.gov.uk/content/uploads/2013/12/Statement-of-Intent-221113-FINAL.pdf>

³⁴ Fire and Police Steering Group, Monday 8 July 2013

The Statement of Intent goes on to say that:

“This alliance, whilst not exclusive of other partnering opportunities that may offer a greater return on investment, would create a principal partner position through to 2020 and beyond. This partnership will exploit all opportunities for the sharing of services in the functions of:

- *Community Safety*
- *Command and Control*
- *Training Facilities*
- *Transport Management*
- *HR / Personnel Services*
- *Training & Development*
- *Finance*
- *Estates including a shared Headquarters in the northern area*
- *Health and Safety*
- *Communications*
- *Planning*
- *IT*
- *Data Management*
- *Legal Services*

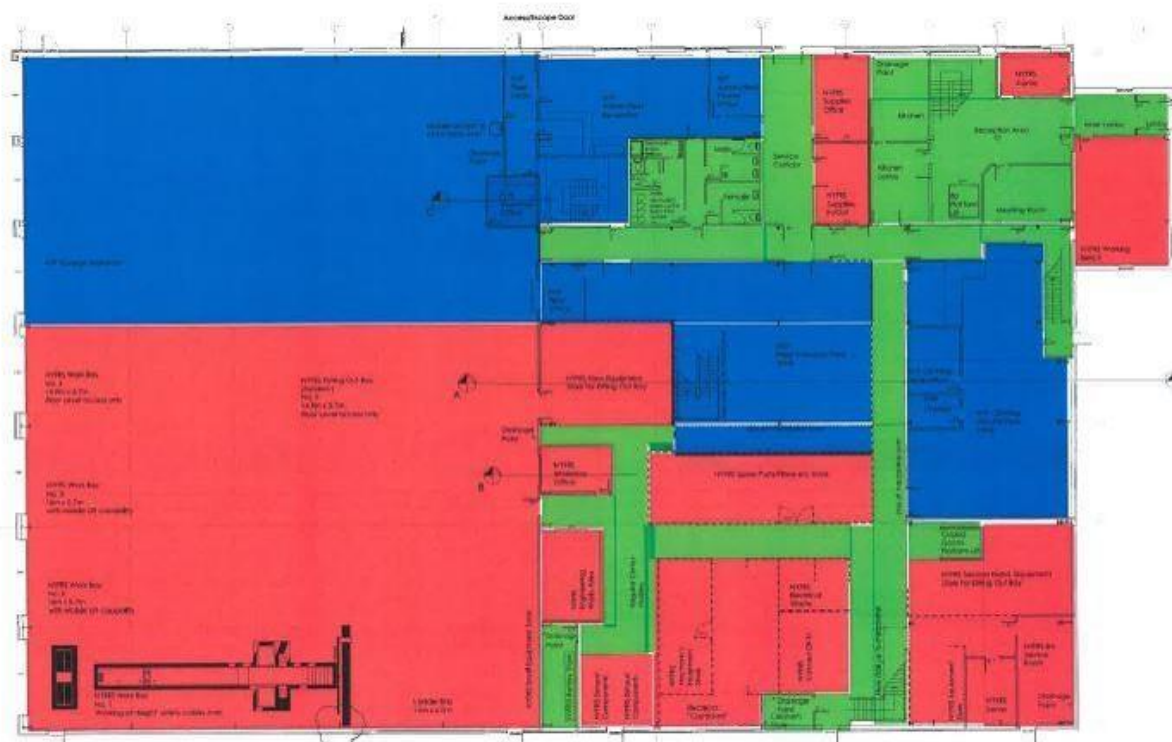
The scoping, costing and delivery of these opportunities, will be governed under joint scrutiny arrangements through a Programme Board and Steering Group. Any disputes or changes to the scope will be dealt with at these forums.”

At the time, much was made of this agreement, with joint press statements and joint interviews with the press by the PCC and Chair of NYFRA. A Strategic Steering Group (comprising the Chief Constable, Deputy Chief Constable, PCC, Chief Executive of the OPCC, Chair of the Fire Authority and Chief Fire Officer) was set up to direct progress against a programme of collaborative work that included a third entity to deliver support services, estates and fleet, training, and the expansion of joint community safety services. However, the opportunities identified in the Statement of Intent and vision outlined above, have not yet been delivered under the collaborative approach and the Steering Group meetings ended in May 2014. This is despite a successful Police Innovation Fund bid to provide funding for the investigation of creating a Support Services Delivery Model, or third entity, which would have seen support services provided to each service by an independent organisation.

An external contractor was commissioned to draw up the specification for the third entity which was delivered in February 2014, recommending a wholly-owned company with the PCC, Chief Constable and NYFRA as members. The concept did not move forward, with minutes from Steering Group meetings in March and May 2016 showing that there were a wide range of possible approaches and neither service was willing to commit to the idea.

Of the list of possible areas of collaboration outlined above, some progress has been made. Estates and fleet collaboration has progressed. There is now a limited joint estates strategy where certain projects have been identified for co-location of fire and police stations and in some cases this includes YAS as well. A flagship project is the Joint Transport Logistics Hub in Thirsk where fleet servicing requirements have been co-located. However, as the image below shows, integration is limited with services occupying separate halves of the site, with some shared areas. In practice, currently two separate teams are working in two garages on the same site. While discussions are on-going, there is currently no sharing of staff or management of these services. Figure 1 below shows the NYFRS areas as red, NYP areas as blue and joint areas as green.

Figure 1: NYFRS and NYP joint Transport Logistics Hub, Thirsk



Work on sharing training and development services was also initiated and stalled.

The agreement to undertake further joint community safety services was based on a successful, albeit not formally evaluated, pilot carried out in the predominantly rural Bedale and Richmond area. On the basis of this it was agreed that the joint working model needed to be tested in an urban context, and the decision was made to integrate the pilot into the Community Safety Hub in Scarborough. This hub allows for information to be shared within a collaborative, co-located office space to improve joined-up response to individual cases, although work is now carried out independently by each service rather than together as was the case in the rural pilot. Collaborative initiatives have therefore fallen short of the vision set out by the Statement of Intent for closer, more integrated support functions to date. They have predominantly focussed to date on some specific initiatives within back office services i.e. transport and logistics, estates and procurement and some particular frontline initiatives, around community safety and road safety. These are summarised in Table 7.

Table 7: Current NYFRS and NYP collaboration initiatives

Collaboration initiative	Partners	Detail
Transport and Logistics - Thirsk	NYP and NYFRS	Co-location of NYP and NYFRS Transport and Logistics functions.
Shared Transport and Logistics Manager	NYP and NYFRS	Shared post across NYP and NYFRS on a fixed term basis. This arrangement was ended by NYFRS on 31/03/17, but as of 15/06/17 discussions have restarted.
Co-location and estates sharing	NYP and NYFRS (possibly YAS)	Co-location of fire and police at Bedale since 2003. Plans in place for co-location of fire and police at Ripon, possibly with the Ambulance Service.
Integrated Community Safety Hub - Scarborough	NYFRS, NYP and other agencies	NYFRS Community Safety Officers, NYP and other agencies work out of the centrally located town hall and as such are able to communicate more effectively with one and other when providing a multi-agency approach to preventative measures and other issues. The success at Scarborough is now being

		extended into other areas with the creation of hubs in York, Harrogate and Selby.
Driver training – Coxwold House, Easingwold	NYP and NYFRS	Relocation of police driver training to the NYFRS training centre in Easingwold (a PFI site with an adjacent building that has spare capacity).
Procurement	NYFRS and NYP	Joint procurement for some services.

In addition to the initiatives outlined above, NYFRS, NYP and other agencies have been working together through the 95 Alive York and North Yorkshire Road Safety Partnership. This is a partnership with local authorities, introduced in line with statutory requirements as part of the Road Traffic Act 1988. It works to educate, inform and train, with the aim of lowering the number of road casualties across York and North Yorkshire.

While the Statement of Intent suggests that more could have been achieved in the last three years, these initiatives have produced some positive outcomes, although many are only in early development. An independent evaluation of the Scarborough Borough Council Community Impact Team (CIT) in October 2016³⁵ provided a positive appraisal of the work undertaken in the Scarborough hub, especially around engaging with the community *“old entrenched suspicions of those who have been seen in the past as authority figures has changed in response to the considerable efforts out in communities by the CIT.”*

Collaboration has been more extensive with partners outside of North Yorkshire to date. NYP has worked with other North East region forces since ~2012 on joint initiatives and NYFRS shares collaborative initiatives with Yorkshire Ambulance Service (YAS) and the other Yorkshire and the Humber FRSs and Cornwall FRS. Details of these activities can be found in Appendix 8.3.

Spend on collaboration by North Yorkshire Police is, however, below the national average. North Yorkshire Police forecast³⁶ that it would spend £4.2m in 2016/17 on collaboration with other police forces. This is 2.9% of its net revenue expenditure (NRE), which is lower than the England and Wales average of 11.9 %. Data provided to HMIC for an upcoming inspection shows an increasing spend on collaboration, 4.4% of NRE in 16/17 rising to 5.9% of NRE in 17/18.³⁷ In terms of collaboration with non-police organisations, NYP forecast that it would spend £0.3m in 2016/17 on collaboration. This is 0.2% of net revenue expenditure (NRE), which is lower than the England and Wales average of 3.4%. There is no national benchmarking on the level of collaboration for fire, but an estimate from NYFRS Finance is that a comparable figure for NYFRS (on collaboration with all agencies, including non-fire) is ~6% of expenditure. Based on this data therefore, NYFRS currently delivers a greater proportion of its services in joint delivery models with other agencies than NYP, but still represents a small percentage of its overall expenditure.

It should also be noted that whilst collaboration can bring significant benefits in terms of scale, more efficient use of resources, improved non-financial outcomes and sometimes financial benefits, it also brings complexities in delivery. It requires a robust benefits realisation process to be in place to enable the success of the initiative to be measured. This needs to be supported by efforts to support culture change and the appropriate data and intelligence. Longer term, it requires effective governance and performance frameworks to be in place for the shared service to continuously improve and to ensure that the service still meets the outcomes required. These are all learnings of a recent NYP review of collaboration. On review by the PCC at the NYP Corporate Delivery and Scrutiny Board, it was concluded that one of the difficulties of

³⁵ Scarborough Borough Council Community Impact Team (CIT). External evaluation report by Professor Bryan R. M. Manning. 14th October 2016

³⁶ PEEL: Police efficiency 2016 - An inspection of North Yorkshire Police

³⁷ NYP return for HMIC; NYP Finance. Note that this does not include expenditure in relation to national police schemes such as NPAS.

collaboration even between police services is the involvement of multiple governance bodies.³⁸ The experience of NYFRS and NYP to date can be drawn on to ensure sustainable development of future collaboration, as well as the experience of other local public partners in local government and health who have significant experience of collaborating.

Attempted merger of NYFRA with Humberside Fire and Rescue Authority

NYFRA has also independently recognised the opportunities for improved resilience and cost reduction through collaboration. During 2016, it reviewed options independently for potential wider collaboration. This included considering a merger with Humberside FRA (HFRA) in order to improve resilience and reduce costs in governance and management. Following feasibility work and review of a business case, a Special Meeting of HFRA on 11 November 2016 agreed to “...*not progress the option of a ‘fire-fire’ merger with North Yorkshire Fire and Rescue Authority but ... [to] continue to explore all collaboration opportunities with North Yorkshire Fire and Rescue Authority short of a full merger*”.³⁹

This leaves the opportunity to achieve greater efficiency and effectiveness through enhanced collaboration within North Yorkshire between fire and police, and fire, police and wider partners, as well as for the fire service to collaborate with other fire services on specialist functions.

Appetite for collaboration

Although the Statement of Intent still holds, the PCC, Chief Constable and NYFRS all now have a more ambitious agenda around collaboration, albeit not currently joint, to build greater resilience within their services to protect and serve communities in North Yorkshire, a purpose they both share.

NYFRA recently initiated a joint Collaboration Committee, shortly after the Policing and Crime Act was given Royal Assent, with health services, NYP and other local emergency services providers. In February 2017, the Fire and Rescue Authority agreed a ‘Collaboration Vision and Mission’⁴⁰ for NYFRS:

- For York and North Yorkshire to become a beacon of best practice for collaboration, that will improve outcomes for all of its citizens; and
- To realise the full potential of collaboration by the FRS with a wide range of partners to deliver improved public safety and wellbeing outcomes for the citizens of York and North Yorkshire in the most efficient and effective way.

It is also evidenced in the PCC’s recent Police and Crime Plan⁴¹ which states that “*we will reach out to partners and drive innovation forward to enhance policing, public protection, community safety and local justice services.... [We will] Fully embrace the opportunities presented by the 2017 duty to collaborate between ‘blue light’ services to deliver a more efficient and effective response that improves public safety and the resilience of services in our community.*”

3.1.5 PCC’s vision for local policing

The latest Police and Crime Plan has a renewed focus on supporting the most vulnerable in North Yorkshire, which will provide a focus for partners to engage with. In order to meet this objective it describes a local policing model that must engage local partners to keep the residents of North Yorkshire safe and prevent harm. In particular, this instils a focus on ‘primary prevention’ - “*we will have a specific emphasis on ‘primary*

³⁸ Corporate Performance, Delivery & Scrutiny Board, April 2017

³⁹ [http://www.humbersidefire.gov.uk/uploads/files/HFA_\(Special\)_Mins_111116.pdf](http://www.humbersidefire.gov.uk/uploads/files/HFA_(Special)_Mins_111116.pdf)

⁴⁰ NYFRA, Collaboration Report, 17th February 2017

⁴¹ NY Police and Crime Plan, 2017-2021

*prevention', by which we mean intervening earlier alongside the most appropriate partners, to prevent potential harm or the escalation of problems"*⁴² through a neighbourhood policing model.

At the core of this, is an approach to early intervention and prevention, as recently emphasised by the Chair of the National Police Chiefs Council (NPCC). *"If we are to think wisely about demand then we need to think about the whole system – we need to work with partner organisations to take mainstream policing upstream, focusing on prevention and early intervention."*⁴³

A recent review of neighbourhood policing also defined a successful neighbourhood policing model as one which:

- Engages with all sections of the community;
- Focusses on prevention and early intervention work to stop issues escalating;
- Focusses activity on repeat calls for service (victim / offender and location) reducing overall demand on NYP;
- Develops problem solving approaches to focus on threat, harm, risk and vulnerability that supports victims and communities and targets offenders;
- Works closely with partners developing integrated ways of working through delivery models such as troubled families, integrated offender management , the no wrong door programme and safeguarding arrangements including mental health;
- Uses the skills of volunteers, special constables and watch scheme members and work with other voluntary sector organisations for the benefit of the community.

Existing NYP strategic plans are clear that keeping the local public safe cannot be delivered in isolation.

3.1.6 Local context summary

NYFRS and NYP cover the same North Yorkshire and York boundary, the same populations and needs, which are overall rural, with a few urban areas and the City of York. The organisations are governed and organised differently, with the Authority model governing fire and rescue services and the PCC holding the police Chief Constable to account. A Statement of Intent in 2013 marked the ambition for collaboration between NYFRS and NYP and the start of a process to collaborate on specific initiatives where possible (community safety, estates and some procurement). However, the work completed through this process has been limited to date and greater ambition and opportunity now exists. Future governance arrangements need to be capable of supporting this greater ambition.

3.2 Drivers for change

There are policy, efficiency, financial and operational trends at national and local level that are also driving the need for increased collaboration between fire and police services and the need to consider changes in governance.

3.2.1 The national policy agenda for closer emergency service collaboration

There is a strong policy driver for closer working between emergency services. In the Conservative Party manifesto of 2015, the government committed to deliver greater joint working between the police and fire service. As part of implementing this commitment, the Home Office took over ministerial responsibility for fire and rescue policy from the Department for Communities and Local Government in January 2016. In January

⁴² NY Police and Crime Plan, 2017-2021

⁴³ *"We Must 'Re-Imagine' Policing In The UK"* - Police Foundation's annual John Harris Memorial Lecture – NPCC Chair Chief Constable Sara Thornton (2015)

2017, the Policing and Crime Act received Royal Assent. It places a high level duty to collaborate upon all three emergency services (including the ambulance service) in order to improve efficiency or effectiveness.⁴⁴ The Conservative Party manifesto in 2017 set out an increased role for PCCs in co-ordinating community safety provision, with plans for PCCs to sit on local Health and Wellbeing Boards and taking on greater co-ordination of the criminal justice system.

The Act also enables PCCs to form part of the governance of their local fire and rescue authority either through sitting on the fire and rescue authority, or taking overall responsibility for fire and rescue services. This is subject to tests to ensure that changes will deliver improvements in economy, efficiency and effectiveness; or public safety.

In setting out the measures, the then Home Secretary said that she believed *"that it is now time to extend the benefits of the Police and Crime Commissioner (PCC) model of governance to the fire service when it would be in the interests of economy, efficiency and effectiveness, or public safety to do so"*⁴⁵. The nature of that change would be *"bottom up, so that local areas will determine what suits them in their local area"*.⁴⁶

It is also envisaged that there will be a national inspectorate for fire and rescue, similar to Her Majesty's Inspectorate of Constabulary (HMIC). This is likely to increase scrutiny and transparency of fire and rescue service effectiveness and performance, and drive the adoption of standards that enable better comparative assessment of performance.

The case for change was reinforced by the Policing and Fire Minister, Brandon Lewis, in a speech to the Association of PCCs (APCC) and the National Police Chiefs' Council (NPCC) in November 2016, where he said that *"while collaboration between the emergency services is showing an encouraging direction of travel, it is not consistent across the country and we need to be doing more to ensure collaboration can go further and faster and to not get trapped into saying 'we don't do that around here'.... By overseeing both police and fire services, I am clear that PCCs can drive the pace of reform, maximize the benefits of collaboration and ensure best practice is shared... I expect the pace and ambition of collaboration to increase and for it to become the norm."*⁴⁷ He made it clear that the Government will not be willing to accept the 'status quo' where there is a compelling case for enhancing police and fire collaborative initiatives.

The 'Policing Vision 2025' - set out by the APCC and NPCC in November 2016 - also sets out a number of areas where closer collaboration with local partners, including other emergency services, can help improve public safety and deliver value for money. These include ensuring a whole system approach locally to public protection, and a whole place approach to commissioning preventative services in response to assessments of threat, risk and harm and vulnerability. It also highlights the opportunities for enabling business delivery through shared services.⁴⁸

Delivery of the national policy agenda requires effective governance that can drive change locally at pace. There is an opportunity for North Yorkshire to work towards delivering the benefits of joint working between emergency services to improve outcomes for local people.

⁴⁴ <https://www.gov.uk/government/collections/policing-and-crime-bill>

⁴⁵ <http://www.publications.parliament.uk/pa/cm201516/cmhansrd/cm160307/debtext/160307-0001.htm>

⁴⁶ <http://www.publications.parliament.uk/pa/cm201516/cmhansrd/cm160307/debtext/160307-0001.htm#1603078000001>

⁴⁷ <https://www.gov.uk/government/speeches/brandon-lewis-speech-to-apcc-npcc-joint-summit-on-emergency-services-collaboration>

⁴⁸ Policing Vision 2025, November 2016, NPCC and APCC

3.2.2 A drive towards increased efficiency and effectiveness, to improve service delivery

There have been a number of major reviews of fire and rescue and police services in recent years that have also highlighted the need for change, including greater collaboration and the importance of effective, enabling governance to achieve this.

The Knight review of efficiencies and operations in fire and rescue authorities⁴⁹

In December 2012, the then Government commissioned Sir Ken Knight, the outgoing Chief Fire and Rescue Advisor (2007 to 2013), to conduct an independent review of efficiency in the provision of fire and rescue in England. His report 'Facing the future: findings from the review of efficiencies and operations in fire and rescue authorities in England', published in May 2013, noted that: *"efficiency and quality can be driven through collaboration outside the fire sector, particularly with other blue-light services"* and recommended that: *"national level changes to enable greater collaboration with other blue-light services, including through shared governance, co-working and co-location, would unlock further savings"*. The review highlighted the need for greater collaboration and less customisation in fire and rescue service provision.

He noted that £17 million could be saved if authorities adopted the leanest structure in their governance types, and that Authority Members needed *"greater support and knowledge to be able to provide the strong leadership necessary to drive efficiency. Scrutiny of authorities and services varies considerably, some more robust than others"*.

The review did not make any firm conclusions on governance but observed that elected PCCs were introduced because police authorities were not seen as providing enough scrutiny and accountability to the public and that *"a similar model for fire could clarify accountability arrangements and ensure more direct visibility to the electorate."* He added that if PCCs were to take the role, the benefits would need to be set out clearly both in financial terms and in increased accountability and scrutiny for the public.

The Thomas review of conditions of service for fire and rescue staff in England⁵⁰

Adrian Thomas was appointed to investigate further the barriers to change that had been suggested by Sir Ken Knight. The Thomas report was published on 3 November 2016, although his work (largely completed by February 2015) preceded the publication of the Policing and Crime Act. North Yorkshire Fire and Rescue Service was visited as part of his fieldwork, although he notes that the report should be read as applying to all 46 authorities.

He noted that *"the economies of scale driving greater opportunities for operations, communication, and use of resources/staffing, together with the elimination of duplication (particularly in the introduction of new technology, equipment or working practice) are all powerful arguments for reducing the number of authorities. But the greatest opportunity must be in bringing together support functions and decreasing the ratio of managers to staff."*

He also spoke of the 'formality and inflexibility' which fire authorities together with their sub-committees could introduce (46 fire and rescue services have approximately 800 elected councillors sitting on fire authorities or associated committees), which he believed *"could cause further resistance to any future change"*. Chief Fire Officers interviewed spoke of *"the burden of managing this weighty political oversight"*.

⁴⁹ Sir Ken Knight (2012), Facing the future: findings from the review of efficiencies and operations in fire and rescue authorities in England, Home Office

⁵⁰ Adrian Thomas (2016), Conditions of service for fire and rescue staff: independent review Home Office

The National Audit Office report on the financial sustainability of fire and rescue services⁵¹

Published in 2015, the National Audit Office report found inadequacies with local and central accountability and scrutiny mechanisms. It stated that authority members would want to take advice from their chief fire officer, and receive briefings from the services' senior managers, and whilst this provided them with technical information, it did not necessarily provide them with an independent technical basis on which to assess it. The report identified that elected members need technical support to enable them to make independent judgements on the strategies and performance of their service. These findings are similar to those reached by HMIC and the Audit Commission in 2010 when jointly inspecting police authorities. They concluded that, while most police authorities were effective in scrutinising everyday performance and holding forces to account in delivering their priorities, most were not taking a sufficiently strategic lead in shaping policing in the longer-term or doing enough to drive collaboration.⁵²

HMIC report on policing in austerity

In 2014, the HMIC published 'Policing in Austerity: Meeting the Challenge', which commended police forces for the way they had responded to the challenge of austerity but noted that collaboration was complex and fragmented and not materialising in the majority of forces.⁵³

This overview of reviews is not exhaustive but, in summary, suggests that there have been several reviews over recent years that have independently highlighted the need for reform within the fire and rescue service nationally. In addition, it has been found that the benefits of emergency services collaboration, including collaboration across police forces, are not being fully realised. The Policing and Crime Act 2017 allows for something which no previous legislation on collaboration has done, however, which is a wholesale change in governance to streamline decision making and facilitate closer working.

3.2.3 There is significant evidence that governance is a critical enabler of successful collaboration

There is a body of research on what is required for collaboration to be effective, and governance is a key component. Single, streamlined governance can accelerate reform and improve public visibility, although research suggests there are limits to the degree of acceptable integration between police and fire.

National good practice

Research into the effectiveness of fire and police across the country has identified a number of governance barriers to achieving sustainable collaboration. Changes in governance may therefore be necessary to driver deeper and more effective collaboration in North Yorkshire.

Research as part of the Emergency Services Collaboration Working Group indicates that complex governance involving multiple organisations is likely to make it harder to deliver significant collaboration initiatives quickly and effectively. There are examples nationally where savings have been made as a result of collaboration where a *"robust governance architecture"* has been a strong enabler of collaboration but that *"large-scale collaborations and the related investment and change programmes are usually complex and often challenging"*.⁵⁴

The report acknowledged that another strong enabler of collaboration was the importance of retained brand identity: *"All three blue light services have easily recognisable identities in the public, and media perception*

⁵¹ Financial sustainability of fire and rescue services, NAO, 2015

⁵² Learning Lessons: an overview of the first ten joint inspections of Police Authorities, HMIC and the Audit Commission, 2010

⁵³ Policing in Austerity: Meeting the Challenge, HMIC, 2014

⁵⁴ <http://publicservicetransformation.org/images/articles/news/EmergencyServicesCollabResearch.pdf>

*is that, although they may suffer ups and downs, the services are generally strong and respected. Retaining the best features of these identities whilst working towards closer collaboration and shared resources was seen as important".*⁵⁵

The evidence suggests that governance structures, be they local or national, can serve to facilitate or frustrate collaboration in equal measure. It is essential therefore, that collaboration is underpinned by a greater alignment of governance structures to ensure the success of any further and future joint working and ultimately greater integration.

The government response to the Home Affairs Select Committee (HASC) also noted in relation to governance that: *"As the Committee itself has recognised, PCCs have provided greater clarity of leadership for policing within their areas and are increasingly recognised by the public as accountable for the strategic direction of their police forces...In driving collaboration, in pursuing Commissioner-led campaigns, and through their increasingly prominent multi-agency leadership role, it is clear that the PCC model is now making a difference in many areas in England and Wales".*⁵⁶

International good practice

There is international good practice and some evidence about the benefits of integrated governance between police and fire in achieving improvements in service delivery, but that deeper integration between fire and police presents risks and has been less successful.

Gerald T. Gabris et al⁵⁷ explored various models of service consolidation in local government and found that the speed of decision-making, transparency, visibility, and accountability of an elected official has brought a dividend to the depth and breadth of collaboration, with improvements in public service and public confidence.

Wilson and Weiss also found in their 2009 study of consolidations in the US⁵⁸ that the control through a single governance structure was highlighted by many of those involved as a key driver in achieving coherent consolidation.

In other cases, the evidence is less conclusive: a 2015 Wilson and Grammich study⁵⁹ reported that *"in recent years, a growing number of communities have consolidated their police and fire agencies into a single "public-service" agency. Consolidation has appealed to communities seeking to achieve efficiency and cost-effectiveness"*.

However they also found that *"some communities have even begun to abandon the model. Exploring the reasons for disbanding can help cities considering the public-safety model determine whether it is right for them."*⁶⁰ One reason is preserving 'brand identity' – the ICFA noted that *"the fire/EMS service typically enjoys a position of trust in the community that transcends fear of authority or reprisal. Law enforcement's mission to prevent crime from different threats creates varied public opinion and re-action, including being perceived*

⁵⁵ Ibid

⁵⁶ The Government Response to the 16th Report From the Home Affairs Select Committee 2013-14 HC 757: Police and Crime Commissioners: progress to date, December 2014

⁵⁷ Alternative Service Delivery: Readiness Check: Gerald T. Gabris, Heidi O. Koenig, Kurt Thurmaier, Craig S. Maher, Kimberly L. Nelson, Katherine A. Piker, Alicia Schatteman, Dawn S. Peters, Craig Rapp 2015

⁵⁸ Public Safety Consolidation: What Is It? How Does It Work? Jeremy M. Wilson, Alexander Weiss et al: Be on the Lookout: A continuing publication highlighting COPS Office community policing development projects 2 August 2012

⁵⁹ Deconsolidation of Public-Safety Agencies Providing Police and Fire Services: J. Wilson & Clifford A. Grammich; International Criminal Justice Review 2015, Vol. 25(4) 361-378 2015

⁶⁰ Ibid

as a threat.”⁶¹ This suggests that there will be public limits to the value and acceptability of police and fire integration.

3.2.4 There are continuing financial pressures

Police and fire services have already dealt with, and continue to face major financial pressures which means that both services must continue to consider different delivery approaches, such as collaboration or new operating models.

Fire and rescue funding national picture

Funding for fire and rescue authorities has fallen significantly between 2010-11 and 2015-16. Funding for stand-alone authorities fell on average by 28%. Once council tax and other income is taken into account, stand-alone authorities received an average reduction in total income (‘spending power’) of 17% in real terms.⁶² The National Audit Office noted in November 2015 that the sector had coped well to date with financial challenges, although commented that investment in prevention activities has reduced as a whole between 2010 and 2015.⁶³

Furthermore, there are major changes to local government funding taking place. Nationally, the Government is committed to a manifesto pledge to introduce 100% local retention of business rates by the end of this Parliament. Plans for local authority revenue funding in the interim were set out in the 2016-17 local government finance settlement which provided funding details up to 2019-20. The settlement as a whole involves a 7.8% (2% per annum) real-terms cut in spending power (council tax plus government grants including business rates) from 2015-16 to 2019-20. This is an easing in revenue income pressures experienced to date by authorities.⁶⁴

Police national financial picture

In the October 2010 spending review, the Government announced that central funding to the police service in England and Wales would be reduced in real terms by 20% in the four years from March 2011 to March 2015.⁶⁵ In 2014, HMIC commended forces for the way they had responded to the challenge of austerity in minimising the effect of cost reductions on the services that the public received. They noted, however, that extensive collaboration was not materialising in the majority of forces, although they recognised that it was a complex and fragmented picture.⁶⁶

On 25 November 2015, the then Chancellor announced that police spending would be protected in real terms over the forthcoming Spending Review period, when precept was taken into account. The then Minister of State for Policing, Crime and Criminal Justice noted that *“police forces are working more closely than ever before to reduce costs and duplication, and have started to work more closely with other emergency services through co-location and collaboration in areas such as fire and mental health.”*⁶⁷

⁶¹ International Association of Fire Chiefs Position: Consolidation of Fire/Emergency and Law Enforcement Departments and the Creation of Public Safety Officers ADOPTED BY: IAFC Board of Directors on January 23, 2009

⁶² Impact of funding reductions on fire and rescue services, NAO, November 2015

⁶³ Ibid

⁶⁴ Local Government Overview, NAO, October 2016

⁶⁵ <https://www.justiceinspectorates.gov.uk/hmic/wp-content/uploads/policing-in-austerity-meeting-the-challenge.pdf>

⁶⁶ Ibid

⁶⁷ <https://www.parliament.uk/business/publications/written-questions-answers-statements/written-statement/Commons/2015-12-17/HCWS426/>

Since then, the Government has been clear that existing arrangements for distributing core grant funding to police force areas in England and Wales need to be reformed. These arrangements are complex, outdated and reflect a picture of policing risk and demand which has moved on and – fundamentally – are borne out of the interaction between separate Home Office and DCLG funding formulae which can no longer be updated. The Minister of State for Policing and the Fire Service wrote to all PCCs on 14 September 2016 setting out plans for continuing work to review these arrangements, focussed on developing a new Police Core Grant Distribution Formula. The first stage of this work has been a period of detailed engagement with the policing sector and relevant experts and any final decisions on implementation of a new formula will follow during 2017 and come into place in April 2018.⁶⁸

3.2.5 Public expectations for quality and transparency of services are higher than ever

Set alongside the financial pressures, social, technological and demographic changes mean that the public of today expect more than ever of our public services. As described by Reform in 2015, *“expectations have never been higher. In almost every area of life, there is more choice, more readily, more digitally available, more attuned to our needs, more personalised and less patronising than ever before. We must make it so with public services too.”*⁶⁹ Services need to be cost-effective and sustainable for the future, but also faster and more responsive to people’s needs.

A reform agenda nationally was set out in 2010 to develop principles for making government more open, innovative and digitised.⁷⁰ The public sector has responded to this positively, with residents able to access open data and be more involved in local public services in many more ways than ever before.

Both fire and PCC governance models need to meet assurance and transparency requirements.

A key part of the FRA’s Governance Framework is the Local Code of Corporate Governance. The Code concentrates on six ‘core principles’ with which any local authority should be able to demonstrate compliance, one of which is around the ‘the taking of informed and transparent decisions which are subject to effective scrutiny and risk management.’ As regards the transparency of information, amongst other requirements, the code requires the FRA to⁷¹:

- Develop and maintain open and effective mechanisms for documenting evidence for decisions and recording criteria, rationale and considerations on which decisions are based;
- Ensure that effective, transparent and accessible arrangements are in place for dealing with complaints;
- Ensure that those making decisions whether for the Authority or a partnership are provided with information that is relevant timely and gives clear explanations of technical issues and their implications;
- Ensure that professional advice on matters that have legal or financial implications is available and recorded well in advance of decision making and used appropriately.

PCCs however have additional express legal obligations to ensure transparency such as the duty required by statute to publish documents and information as set out in the Elected Local Policing Bodies (Specified Information) Order 2011 and the Elected Local Policing Bodies (Specified Information) (Amendment) Order 2012. Specifically they need to publish data on the following questions:

- Who is your PCC and what do they do?
- What do PCCs spend and how do they spend it?

⁶⁸ <https://www.northyorkshire-pcc.gov.uk/decision-notice/042017-medium-term-financial-plan-201718-202021-capital-plans-201718-202021/>

⁶⁹ Public services: from austerity to transformation, Reform, 2015

⁷⁰ <https://www.gov.uk/government/speeches/future-of-government-services-5-public-service-reform-principles>

⁷¹ Audit and Performance Review Committee, Annual Governance Statement, April 2016

- What are the PCC's priorities and how are they delivered?
- How do PCCs make, record and publish their decisions?
- What policies and procedures govern the Office of PCC?
- Provision of public access to a Register of Interests.

Alongside transparency requirements, PCCs have also demonstrated that they can act as a catalyst for wider service transformation, acting as a driver and initiator of change, and providing stronger independent leadership, scrutiny and challenge. They have achieved this through simplifying decision-making, good risk management and engagement with wider partners. A Police Foundation report in 2016⁷² stated that PCCs had *"unlocked innovation in policing policy"* and that having a *"full time public official focused on public safety"* had led to new ways of doing things. The report highlighted five ways in which PCCs have unlocked innovation:

- Increased collaboration – through greater partnership working with other agencies, criminal justice diversion and joint commissioning of services
- Use of soft power – through being an elective official with a public a voice to influence leaders of partner agencies
- Leveraging the evidence base – through their remit to try new things and ability to commission robust evaluations of new initiatives
- Increased public engagement – through more open dialogue with the public and catalysing broader debate
- Use of technology – through increasing visibility through more agile and mobile working, digital evidence capture and digital public contact.

Closer governance between fire and rescue and policing could therefore drive public service transformation harder and faster. Potential benefits include the development of more innovative integrated service delivery to address the causes of offending behaviour early, before escalation that requires more costly public service intervention, and the further development and extension of services across North Yorkshire. The various governance options' ability to enable this is considered in more depth later in the Economic Case.

Studies have also shown wider benefits of transparency and engagement resulting from the PCC model. The National Audit Office (NAO) reviewed police accountability in 2014. In reviewing the PCC governance model they found that *"A single person may be able to make decisions faster than a committee and could be more transparent about the reasons for those decisions"*.⁷³ Similarly, in *Tone from the Top* in 2015, the Committee on Standards in Public Life reported that *"PCCs represent a deliberate and substantial strengthening of... policing accountability. The model is one of 'replacing bureaucratic accountability with democratic accountability'."*⁷⁴ In addition to speed and transparency of decision-making, the NAO outlined further potential benefits around the *"scope to innovate, to respond better to local priorities and achieve value for money"*.⁷⁵ They also noted the significant increase in public engagement which police and crime commissioners have delivered, compared with police authorities (over 7,000 pieces of correspondence are received by PCCs per month, and there are 85,000 website hits).

⁷² The Police Foundation (2016), *Reducing crime through innovation: the role of PCCs*

⁷³ <https://www.nao.org.uk/wp-content/uploads/2014/01/Police-accountability-Landscape-review.pdf>

⁷⁴ Committee for Standards in Public Life, *Tone from the Top*,
https://www.gov.uk/government/uploads/system/uploads/attachment_data/file/439208/Tone_from_the_top_-_CSPL.pdf

⁷⁵ Ibid

3.2.6 Changing public need nationally for fire and rescue and policing services

The nature of local public need, and therefore the response from fire and rescue as well as police forces nationally, is adapting. The number of fire incidents has been reducing for a number of years and is at all time low. Rather, an increasing demand on firefighters' time is major environmental or road traffic incidents and support in the community. In addition, global warming and the global terror threat will bring new and more complex roles for both fire and rescue and policing services. Although crime is falling overall, 'non-crime' incidents are demanding an increasing proportion of police time. Across both services, there is more focus on the most vulnerable in our society and a greater awareness of how much public service time is used by a small minority in the community with the greatest need.

Changing public need for fire and rescue services

In relation to fire and rescue, incidents attended by fire and rescue services in England have been on a long-term downward trend, falling by 42% over the ten-year period from 2004/05 to 2014/15⁷⁶ and fire-related deaths and casualties have also been on a long-term downward trend.⁷⁷ This is attributed to a range of factors including building regulations change, fire safety enforcement, fire prevention work, public awareness campaigns, standards to reduce flammability such as furniture regulations, and the growing prevalence of smoke alarm ownership in homes (rising from 8% ownership in 1998 to 88% working ownership in 2013/14⁷⁸). The FRS also has resilience responsibilities as defined in the National Framework⁷⁹ which means they must provide minimum levels of community resilience and safety.

In addition, there was a 22% increase in the number of non-fire (also known as Special Service) incidents attended by FRSs nationally between 2014/15 and 2015/16. Thus, 29% of incidents attended by FRSs in 2015/16 were non-fire, the highest proportion since non-fire incidents were first recorded in 1999/00. The most common type of non-fire incident was attending a road traffic collision in 2015/16. But there was also a marked increase in co-responder medical incidents (where FRSs have a formal agreement in place with the ambulance service to respond to medical incidents), which increased by 83% between 2014/15 to 2015/16.⁸⁰ All these necessitate close working with other emergency services and statutory bodies.

Changing public need for policing

While crime in England and Wales has fallen by more than a quarter since June 2010⁸¹, a College of Policing analysis of demands on policing⁸² found evidence to suggest that an increasing amount of police time is now directed towards public protection work, such as managing high-risk offenders and protecting vulnerable victims. In her presentation to the APACE-PACCTS Seminar on the 7 October 2016, Chief Constable Sara Thornton, chair of the National Police Chiefs Council (NPCC), highlighted how the police are increasingly taking on these broader responsibilities:

- "Non-crime" incidents reported account for 83% of all calls;
- 15%-20% of reported incidents are linked to mental health and mental health incidents absorb between 20-40% of police time;
- There was an 11.5% increase in public safety and welfare incidents between 2010-14;
- 273,319 missing persons were reported in 2012/13, at an estimated cost of £362m per annum;

⁷⁶ DCLG (2016), *Fire Statistics Monitor: England, April to September 2015*

⁷⁷ DCLG (2015), *Fire Statistics Monitor: England, April 2014 to March 2015*

⁷⁸ DCLG (2015), *English Housing Survey 2013 to 2014: fire and fire safety report*

⁷⁹ DCLG (2012), *Fire and rescue national framework for England*

⁸⁰ Home Office (2016), *Fire statistics monitor: April 2015 to March 2016*

⁸¹ Crime Survey for England and Wales, year ending December 2015

⁸² http://www.college.police.uk/Documents/Demand_Report_21_1_15.pdf

- Offenders managed by the Multi Agency Public Protection Authority (MAPPA) have increased by a third in the last 5 years.

3.2.7 Drivers for change summary

Nationally, the agenda that has been set for closer working between emergency services is clear, in particular the closer relationship between fire and police services nationally, both in terms of central government accountability as well as performance management. Furthermore, the requirements on our emergency services is changing, along with the demographic profile, increasing complexity of need in communities, and changing demands (increasing time spent on non-crime and non-fire incidents). As such, service delivery needs to be increasingly focussed on preventing need than responding to it, with local public service delivery focussed on working holistically with the same communities that they serve.

3.3 The case for change in North Yorkshire

This section sets out how North Yorkshire needs to respond to the drivers for change described above. It assesses the case for change in North Yorkshire, and the 'critical success factors', which have been agreed through this business case process as tests of a successful case for governance change.

3.3.1 NYFRS and NYP's responses to the efficiency agenda locally

NYFRS' peer review and an HMIC inspectorate review for NYP both praise the changes that have been made in North Yorkshire to improve performance and deal with the efficiency challenge in a sustainable manner. However, there remain significant challenges to address.

Fire peer and fire cover review

The latest NYFRS 'Fire Peer Challenge Report'⁸³, undertaken in July 2013, found that overall the number of incidents the service responds to had significantly reduced over the last decade and that the number of fatalities remained at a low level over the same period. It stated that the service was in a strong position financially, recommending that the service work with other agencies to ensure joined up decision making in areas that contribute to the service's priorities.

As a recommendation of the 2013 Fire Peer Challenge Review, during 2014 and early 2015, NYFRS carried out a review of fire cover across North Yorkshire and the City of York. This sought to take into account the impact of a significant reduction in incidents over the last 10 years. It agreed a new service and deployment model for the number of fire engines / specialist fire vehicles / equipment, where fire stations would be located and how quickly fire engines could respond to an emergency call. The main change resulting from the Fire Cover Review has been the introduction of smaller fire engines, known as Tactical Response Vehicles (TRVs), at Harrogate, Malton, Northallerton, Ripon, Scarborough and Tadcaster. These will replace one standard shift or day crewed fire engine, will be crewed by a reduced crew of 2 or 3 firefighters, and are being phased in between 2016/17 and 2020/21.⁸⁴ In the areas where they are based, TRVs will be the primary deployed engine in most cases.

NYFRS performance

The local North Yorkshire key performance indicators for 2015/16 provide a more recent indication of performance against a number of main areas of focus for the NYFRA with each KPI RAG assessed against its annual, 3 year and 10 year target:

⁸³https://www.northyorksfire.gov.uk/useruploads/files/plans_reports_strategies/fire_peer_challenge_final_peer_challenge_report_030813.pdf

⁸⁴ Fire Cover Review Implementation Update, NY Fire and Rescue Authority, June 2016

Table 8: NYFRS 15/16 performance dashboard⁸⁵

Key Performance Indicators	5 year average 2007/12	Annual Target 2015/16	Actual 2015/16	Performance 2015/16	Performance 3 Year Trend	Performance 10 Year Trend
Number of accidental fire deaths	2	2	6	Red	Red	Red
Number of accidental fire injuries	25	24	30	Red	Green	Red
Number of road traffic deaths at incidents attended by the FRS	30	28	22	Green	Green	Green
Number of road traffic injuries at road traffic collisions attended by the FRS	400	365	301	Green	Red	Green
Number of accidental primary fires	990	850	869	Amber	Red	Green
Number of deliberate primary fires	340	300	181	Green	Green	Green
Number of malicious calls	149	122	136	Red	Green	Green
Number of false alarms from automatic fire alarm apparatus	2508	2221	1465	Green	Green	Green
RDS availability	95.49%	95%	90.42%	Red	Red	Red
Number of working days lost due to sickness absence for wholetime uniformed staff	6.6	6	8.23	Red	Green	Green
Number of working days lost due to sickness absence for all staff	7.3	6	7.9	Red	Green	Green

Green indicates that performance was on or better than the target

Amber indicates that performance was worse than target but better than the previous year's performance

Red indicates that performance was worse than the target and worse than the previous year's performance

These performance measures indicate that six of the KPIs were below the annual 2015/16 target and worse than the previous year's performance. This includes the number of accidental fire deaths and injuries, the number of days lost to sickness and RDS availability. NYFRS's performance in relation to accidental fire deaths and RDS availability are also below target for the annual, 3 year and 10 year performance targets. Those KPIs relating to road traffic collision deaths and false alarms, however, are performing above expectation for the annual, 3 year and 10 year performance targets.

Recently produced 2016/17 data shows a continued decrease in activity overall versus a five year average. The exceptions to this continue to be around road traffic collision deaths and false alarms. It should be noted that this data has not been issued yet on the NYFRS website. Also, it presents a new set of indicators and no targets, therefore it is not possible to compare directly to all of the 2015/16 indicators.

⁸⁵ <http://www.northyorksfire.gov.uk/about-us/performance/performance-indicators>. The current year performance is put into context by the 3 year (medium term) and the 10 year (long term) trends. The annual target is not a figure that NYFRS is aiming to achieve, but a maximum that NYFRS hopes to undercut each year, except in the case of Retained Duty System availability where success is measured by a higher figure than the target.

Table 9: NYFRS 16/17 performance dashboard⁸⁶

Key Performance Indicators	Actual 2016/17	5 year average 2011/16	Forecast vs 5 year average
Number of accidental fire deaths	1	3	Green
Number of accidental fire injuries	26	41	Green
Number of road traffic collisions at incidents attended by the FRS (killed or seriously injured)	98	92	Red
Number of accidental fires	1,121	1,352	Green
Number of deliberate fires	522	617	Green
Number of rescues – from fires (# people)	16	35	Green
Number of rescues – from road traffic collisions (# people)	173	198	Green
Number of rescues – animals	71	103	Green
Flooding – attended by the FRS	122	272	Green
Number of malicious calls	87	172	Green
Number of false alarms from automatic fire alarm apparatus – attended by the FRS	2,420	2,770	Green
Number of false alarms from automatic fire alarm apparatus – not attended	997	555	Green

Green indicates that performance better than the 5 year average

Amber indicates that performance was in line with the 5 year average

Red indicates that performance was worse than the 5 year average

NYP PEEL assessment and performance

HMIC's PEEL assessment of North Yorkshire Police in 2016/17 assessed North Yorkshire as "Good" overall at working efficiently to keep people safe and reduce crime in North Yorkshire. HMIC found North Yorkshire Police to have a very good understanding of present demand and a good understanding of potential future demand.⁸⁷ The report commented that *"the force's medium-term financial and people plans are well aligned with the force's analysis of demand. Governance arrangements are in place to enable management and monitoring of the finance and people plans. Internal and external audit arrangements are in place and provide a high level of confidence that the force will implement these plans successfully"*.⁸⁸

North Yorkshire is the safest county in England. NYP's corporate performance statistics as at March 2017 show that crime and anti-social behaviour are in line with, or lower than 2015/16. Public and victim satisfaction is also high, in line with, or slightly lower than last year. Comparisons with 2014/15 data should be seen in the context of improved crime recording, increased reporting of historical crimes and a significant rise in criminal damage which correlates with changes in crime recording rules meaning reports must be made within 24 hours rather than 72 hours. Within the crime statistics, NYP has two long standing crime trends of note; an increase in recording of 'other' (non-rape) sexual offences, and violence without injury. There is also a long-term downward trend for killed and seriously injured (KSI) casualties.

⁸⁶ NYFRS Performance Team (not published on the NYFRS website as at 7/06/17)

⁸⁷ <https://northyorkshire.police.uk/content/uploads/2016/11/under-embargo-peel-police-efficiency-2016-north-yorkshire.pdf>

⁸⁸ <http://www.justiceinspectorates.gov.uk/hmic/peel-assessments/peel-2016/north-yorkshire/efficiency/>

Table 10: NYP March 2017 performance dashboard⁸⁹

Performance indicator	March 2017	Difference to 15/16	Difference to 14/15
Total crimes recorded	36,818	-1.2%	6.3%
Victim based crimes recorded	32,894	-1.6%	7.8%
Anti-social behaviour incidents reported	29,868	1.0%	-3.2%
Killed seriously injured casualties	63	-38.8%	-27.6%
% victims satisfied	82.4%	-1.1%	-3.1%
% public who believe NYP / Councils deal with Crime and ASB	66.9%	-0.6%	-1.6%
% public who are confident in NYP	83.9%	1.4%	2.8%

In summary, NYFRS and NYP have both responded well to the efficiency agenda in recent years, embarking on specific change programmes and evidencing the effective management of demand. However, the national drivers towards increased efficiency and greater performance management for fire and rescue services are likely to bring increasing pressure on both services locally and performance may be difficult to maintain unless different approaches are taken.

3.3.2 The local response to the financial picture

Both NYFRS and NYP have managed to keep their budgets broadly constant in recent years, despite facing significant cuts to grant funding. This level of sustainability is likely to become harder to manage, as central government pressure is likely to continue in the near term, and there are knock-on effects from pressures for health and social care services locally.

NYFRS local financial picture

The net actual expenditure for NYFRS for the last five years is as follows, from the audited accounts (up to 15/16 as 16/17 is still draft). The financial position for NYFRS will therefore have remained consistent over a period of 10 years from 2012-13 to 2021-22 representing a reduction in budgets in real terms.⁹⁰

Table 11: NYFRA net actual expenditure 2012/13-2016/17

Year (£m)	2012-13	2013-14	2014-15	2015-16	2016-17
North Yorkshire FRS	29.6	30.6	30.1	30.1	29.2
Year-on-year change %		3%	-2%	0%	-3%

The medium term financial plan to 2021/22 is as follows⁹¹:

Table 12: NYFRA Medium Term Financial Plan 2017/18-2021/22

Year (£m)	2017-18	2018-19	2019-20	2020-21	2021-22
North Yorkshire FRS	29.9	30.1	30.3	30.8	30.0

⁸⁹ Corporate Performance & Scrutiny Group, 25th March 2017

⁹⁰ https://www.northyorksfire.gov.uk/useruploads/files/revenue_estimates,_capital_programme_and_precepts.pdf

⁹¹ ibid

Within the above net figures, savings of £2.5m have been made already in the period 2013/14 to 2015/16. It is estimated that further base budget reductions may need to be made from 2020/21 as per the predicted central government grant reduction of 7.5%. NYFRA is reflecting national financial pressures and managing their budget through:

- a consistent recent leaver profile (mostly retirees) reducing the overall base budget of staffing costs. This is estimated to reduce the number of firefighters by about 30 by 2021/22
- income generation which is reinvested in the service (interest on cash balances)
- sales of vehicles
- young firefighters' scheme
- life courses and the PFI grant
- Section 31 grant income
- other smaller grant incomes
- a reserve level of c.£6m

NYFRS net expenditure is lower relative to other England combined authorities, at £37.42 per head (based on 15/16 CIPFA data) versus the average of £38.71.⁹² NYFRS compares higher than the total England average, at £35.14 (includes counties, metropolitan FRs and Wales).

NYP local financial picture

The annual cost of policing and commissioning services in North Yorkshire (includes funding for policing, commissioned Services and the OPCC) over the last five years is as follows⁹³:

Table 13: Policing and Commissioning annual expenditure 2012/13-2016/17

Year (£m)	2012-13	2013-14	2014-15	2015-16	2016-17
North Yorkshire Police and PCC	136.7	133.5	139.0	137.8	140.2
Year-on-year change %		-2%	4%	-1%	2%

NYP has demonstrated effective savings plans in the face of reducing government budgets (£20m in cash terms or nearly £30m in real terms since 2010/11). It has achieved £28m of savings since 2010/11 already, allowing it to keep budgets static on average over the period. By 2020/21, NYP needs to find a further £5.5m in budget reductions annually. The force is also cheaper than the national average by 7p per person per day, at 48p, according to the latest PEEL assessment.⁹⁴

A reduced comparative level of spend on police officers means that compared to their peer group, North Yorkshire has a lower spend on visible and non-visible front line staff (£5.6m less than peers). However, support services costs are greater than North Yorkshire's peers (14% higher expenditure on business support services versus its peer group). HMIC notes that within North Yorkshire, there is still potential for savings through reforming the business support functions, with benefits reducing duplication and other administrative expenditure.⁹⁵

⁹² Fire and Rescue Service Statistics, 2016-17 Estimates, CIPFA

⁹³ <https://northyorkshire.police.uk/about/finance/budget/>

⁹⁴ <http://www.justiceinspectorates.gov.uk/hmic/peel-assessments/peel-2016/north-yorkshire/>

⁹⁵ <http://www.justiceinspectorates.gov.uk/hmic/wp-content/uploads/north-yorkshire-2016-value-for-money-profile-summary.pdf>

An 'Affordability Programme' was established during 2015/16 to look at how the organisation and operations could best be delivered within budgetary constraints. NYP has managed budgets in the following way to date⁹⁶:

- Savings from existing collaboration work
- Transformation of services
- Estate rationalisation and renewal
- Investment in technology to improve efficiency and resource management
- Workforce modernisation and makeup

The financial impact of national funding changes has also been lessened through a better than expected funding settlement, lower than expected pay and non-pay inflation costs and continued strong growth of the local tax base. Coupled with the savings plans described above, this has created the opportunity and capacity for targeted investment, to deliver improved services and deliver against the Police and Crime Plan objectives.

Local public sector financial picture

In line with the national picture, other local public sector agencies have been impacted by successive reducing settlements and increasing demand for services in recent years.

NYCC has estimated the total savings requirement to meet the reductions in government funding (as well as costs) at ~£174m over the nine years from 2011-12 to 2019-20. This is equivalent to reducing spending power by ~34% over the decade, while dealing with increasing demand for services. To meet the challenge of substantially reduced government funding, this is expected to convert to a further savings target of ~£44m over the next three years, with a current shortfall of £22m.⁹⁷

CYC is delivering a balanced budget for 2016/17 with savings proposals totalling £6.5m, equivalent to 5.5% of the net budget. It is also projecting a further £23m reductions are required in the medium term (from 2016/17 to 2019/20).⁹⁸

In health, in the year-end 2015/16 performance and financial assessment conducted by NHS England, one out of the five CCGs in North Yorkshire and York was rated 'inadequate' (Vale of York CCG was put in special measures in 2016)⁹⁹ and three of the five were rated 'requires improvement', with one outstanding (Harrogate and Rural district). Four out of five CCGs were rated 'good' on finance, however it remains a challenging picture.

In summary, both fire and rescue and police have succeeded in managing budgets despite significant reductions in government funding. However, both services face further pressures and there continue to be pressures in demand owing to the changing demographic profile, as well as the knock-on effect of more significant financial pressures in both local government and health services locally. Despite these pressures, it is anticipated that the future funding position will continue to be managed as it has been previously, and therefore that any savings will be re-invested back into protecting frontline and priority services. As such, it is unlikely that financial benefits will need to be a key driver to collaboration or further integration of services but that it will be increasingly challenging to maintain or improve effectiveness and public safety without new models of delivery, which governance of police and fire and rescue must drive.

⁹⁶ Medium Term Financial Plan (MTFP) 2016/17 to 2019/20, July 2015

⁹⁷ <http://www.northyorks.gov.uk/article/31556/Budget---questions-and-answers>

⁹⁸ Financial Strategy 2016-17, York City Council

⁹⁹ <https://www.england.nhs.uk/2016/07/operational-performance/>

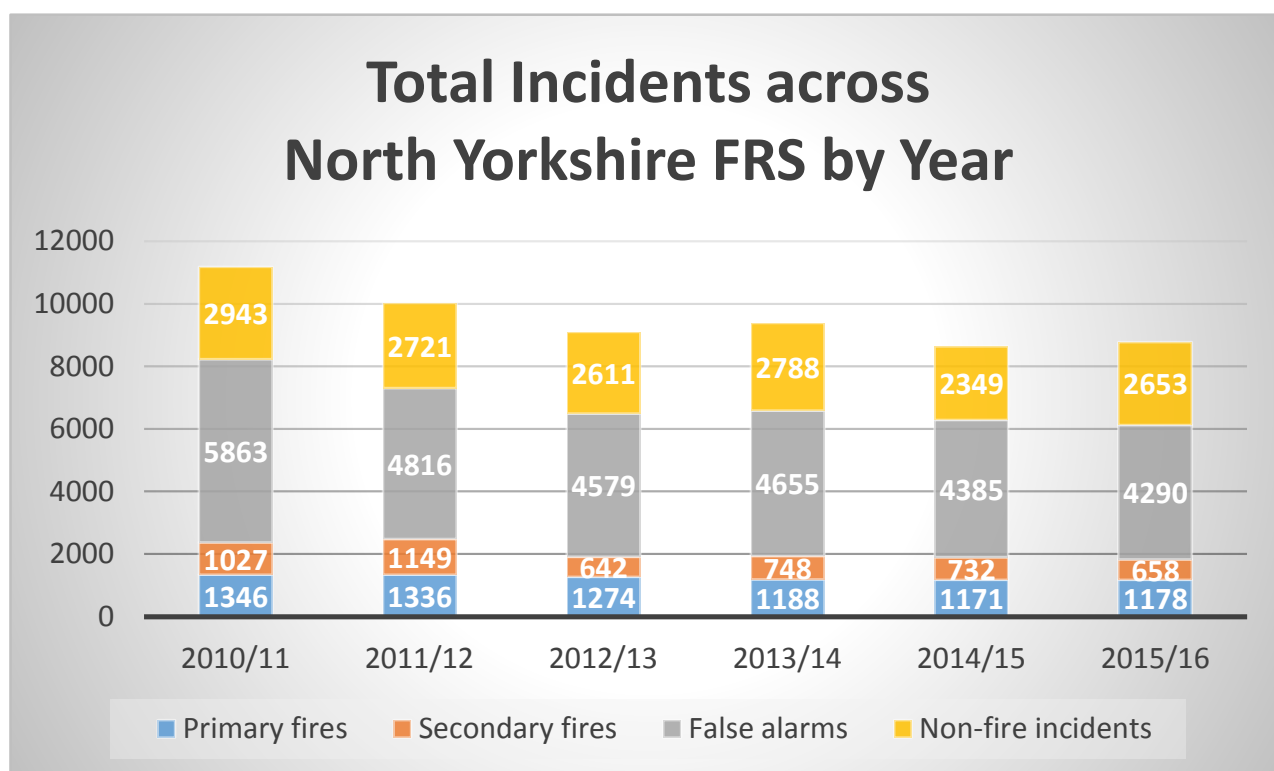
3.3.3 Fire and police priorities are increasingly around community needs and a focus on the most vulnerable

The changing nature of demand for fire and police services is bringing police and fire into contact with each other more frequently, and increasing the case for greater collaboration between the two emergency services as well as with health and other partners. The fact that fire and police services are conterminous in North Yorkshire means that the agencies serve the same communities, making the opportunity for and impact of closer working between fire and police even more powerful.

The demand for services is changing locally, and creating more complexity of response

The national pattern of reduced demand for fire-related incidents is similar in North Yorkshire, where the five year trend since 2010/11 has seen an overall reduction of 22% in the total number of incidents¹⁰⁰:

Figure 2: NYFRS incidents 2010/11-2015/16



Over the same period both primary fires (-13%) and secondary fires (-44%) have decreased. Non-fire incidents (e.g. road traffic collisions, malicious calls, flooding, animal rescue) have decreased by 10% since 2010/11 and although there was an increase of 12% between the period 2014/15 and 2015/16, this was predominantly due to the significant increase in flooding incidents (+98%) in response to the severe 2015 Boxing Day floods.

Although incidents are reducing over the long term, the data do not highlight the increasing complexity of incidents that are taking place. For example, the flooding in December 2015 was one of the largest deployments of water rescue and pumping assets across the UK. The arrangements put in place by NYFRS were praised by an Inquiry into the floods for the level and complexity of the logistical planning and manner in which NYFRS were able to work.¹⁰¹

¹⁰⁰ Ibid

¹⁰¹ York Flood Inquiry report

Against a national picture of budget tightening, falling crime rates but higher protection activity, North Yorkshire faces the same pressures as other forces. Total overall crime in North Yorkshire declined by 3.3% between 2011/12 and 2016/17, but rose by 6.6% between 2014/15 and 2016/17. This is partly due to significant increases in safeguarding crime trends since 2014/15 where NYP has experienced an increase in reports of domestic violence with and without injury (+35%), stalking and harassment (+69%), violence with injury (+44%), sexual offence/rape (+22%), hate crime (+44%) and child abuse (+38%)¹⁰². There were also changes in crime recording practices which affected the data. The nature of these complex safeguarding investigations not only require considerable police resource but will also require close working with other statutory agencies.

There is an increasing local public need to protect and prevent escalation for the most vulnerable

Additional to increasing complexity of demand, there is a need to increase focus on protecting those considered as the most vulnerable in society and ensure that intervention takes place early in order to reduce demand upstream and maximise public value.

Fire priorities have shifted in recent years to be more focussed on prevention activity to advise and educate, for example introducing community safety initiatives to reduce the incidences of fires, road traffic accidents and other life threatening hazards. NYFRS is involved in 95 Alive, community safety hubs across North Yorkshire, home safety visits, smoke alarm fitting, school visits and educational programmes for children and outdoor safety advice specific to North Yorkshire's environment.

The PCC uses her commissioning budget to focus on community safety and wellbeing, spending £2,957,000 in 2016 on victims (via independent victims advisors, Stop Hate UK, domestic and sexual abuse, counselling and talking therapies services, restorative justice service, sexual assault forensic services, targeted child sexual exploitation service, parents' liaison service) and other services (substance misuse, mental health street triage services, youth commissioners, and youth offending).

The demand for, and type of work that fire and police services undertake has changed in recent years, and continues to change, which is bringing police, fire and other statutory agencies into closer contact with each other more frequently, increasing the case for greater collaboration. Whilst reliable quantitative data does not exist, we know that there is a high degree of overlap between police, fire, ambulance and local authorities in providing services to the same vulnerable communities. Further collaboration between agencies around joint priorities would support a joined-up approach that will provide greater efficiency and effectiveness, allow reinvestment in emergency services and improve public safety and outcomes for residents. This, coupled with the fact that the needs of local communities are changing and increasingly demanding a joined-up response from local public services, means that there is a need to drive faster on collaboration and integration. Governance will be a critical component of this change.

3.3.4 Locally, collaboration has achieved some positive outcomes, but could go much deeper and faster

As described in Section 3.1.4, NYFRS and NYP have started to collaborate more, but there is recognition that more could and needs to be done, and a great wealth of opportunity to create more efficient ways of working and service communities in a more joined-up way.

Since the Statement of Intent was agreed by the parties, NYP and NYFRS (and in some instances YAS) have collaborated in a number of areas. Earlier, we described the history of this, which set out an attempt to develop a coherent programme of work, with appropriate governance in place, to steer genuine change. However, there was no single entity responsible for driving the programme of work forwards or for conducting proper evaluation of pilot projects and other work and this ended within one year. Steering Group minutes point to a clear ambition and programme upfront, which then did not progress as planned in some

¹⁰² NYP 6 year demand trends, NY Performance Team

areas (e.g. lack of progress around training and development is noted). One of the reasons for this appears to be a desire to gain clarity of roles between respective organisations in any collaboration model and a reluctance to move towards multi-agency delivery models.

The Steering Group was a strategic committee meeting of senior management and officers, it met infrequently and there was inconsistent attendance. Therefore, despite the initial ambition, the Steering Group was simply unable to work at the pace and in a way that was able to bring about the required change to meet the vision agreed. Steering Group meetings lapsed after May 2014 (after less than one year) and the programme of work set out as part of the Statement of Intent has largely remained undelivered.

As a consequence of the previous programme of work not having progressed, there is now no overall strategic direction for joint working between the police and fire service. This 'stalemate' has led to a more tactical approach, which has delivered some ad hoc initiatives in specific service areas. These have progressed either organically outside the formal governance processes (once they no longer need the involvement of multiple governance body discussions) or they have evolved from previous initiatives. However, both have fallen short of the vision set out by the Statement of Intent for closer, more integrated support functions. They have predominantly focussed to date on support services i.e. transport and logistics, estates and procurement and some particular frontline initiatives, around community safety and road safety. Since work started on this business case, NYFRA has established a Collaboration Committee to improve collaboration between fire and other emergency services and it is intended that the PCC (but not the Chief Constable) will have voting rights on the committee. This is assessed further in the Economic Case.

One of the factors behind the failure to deliver significant benefit from collaboration to date has been the impact of fragmented governance between police and fire and the inability of the governance mechanisms to ensure collaboration develops momentum and pace. It should be noted, though, that there are other factors which are considered also to have impeded progress, including cultural differences between police and fire services and different strategic priorities. Any change in governance must also help enable these issues to be addressed.

Although collaboration is increasing, we know that it is not yet as developed as in some other parts of the country.¹⁰³ Data described earlier in this case showed that NYP does not collaborate as much as its peers. There is no national benchmarking on the level of collaboration for fire, but an estimate from NYFRS Finance is that a comparable figure for NYFRS is ~6%, higher than the NYP figure but still only a small proportion of overall expenditure (excluding pensions).

In summary, there is an ambition for greater collaboration (which is clearly articulated in the PCC's Police and Crime Plan and through NYFRA's strategic objectives, and was agreed as part of the Statement of Intent). However, sovereignty over individual services has proven to be a barrier to the pace and scale of change. To date, change pursued via the 'collaboration' model of governance, has produced modest successes and fallen far short of transformational. The future governance arrangements need to be capable of *driving* the collaboration agenda rather than simply overseeing its product, and of doing so at a pace and scale expected and deserved by our communities. All parties consulted to date believe that the current governance arrangements are not up to the job. The question therefore remains which of the options for changed governance offers the best prospect for transformational change.

3.3.5 Opportunities for transforming collaboration across emergency services in North Yorkshire

The PCC has a vision for a strategic transformation of police and fire collaboration that can deliver genuine change and address the challenges and opportunities described above. At its heart that vision has an objective to deliver joined-up preventative services for North Yorkshire and ensure that the frontline is

¹⁰³ Through this process, workshops have been held with NYFRS and NYP stakeholders which have identified a wide variety of both new areas for collaboration, as well as extensions of existing initiatives. These workshops used the national examples from the Emergency Services Collaboration Working Group as reference projects.

protected by improving the efficient and effective use of emergency services assets, estates and support services.

This vision is premised on the fact that in the increasingly difficult context of delivering public services, to provide the best possible service to the people of North Yorkshire, there must be a focus on outcomes for the public rather than on organisations. An organisational perspective sees organisational leaders putting their service before the need of the public, whereas an outcomes perspective would see increasingly greater overlap of service delivery through greater collaboration to improve community resilience and public safety.

These two approaches are outlined in the following two diagrams:

Figure 3: Organisational-led collaboration

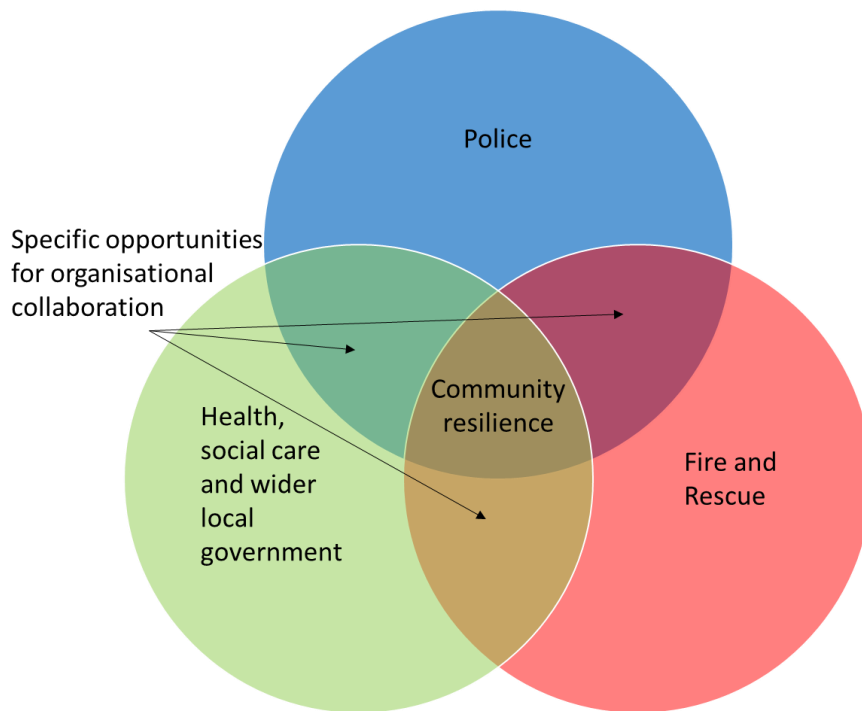
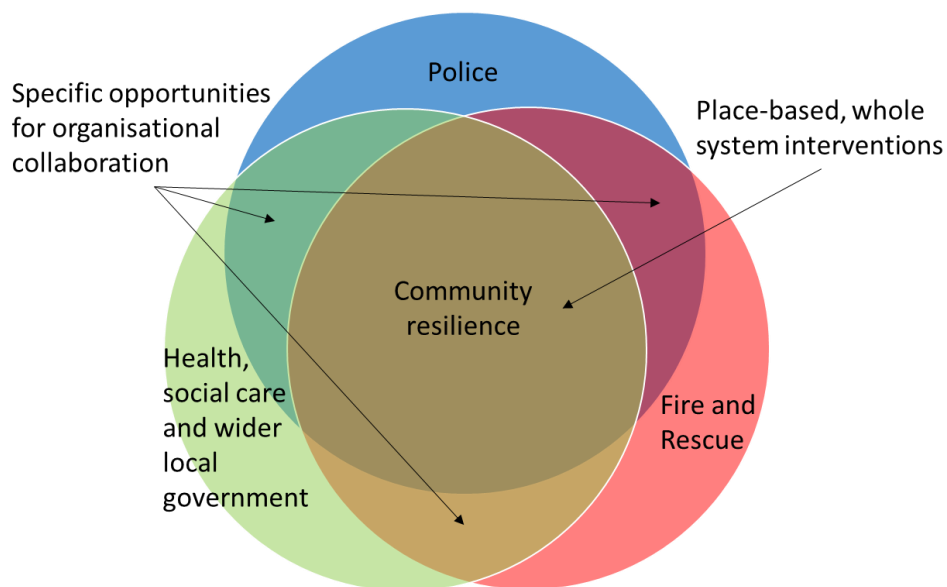


Figure 4: Outcome-led collaboration



An initial understanding of the range of collaboration opportunities was developed with operational staff and officers from NYFRS and NYP in a set of four workshops covering different areas: response, prevention and early intervention, support services and information and data sharing. These workshops developed a long-list of possible areas for collaboration, which were shortlisted based on the scale and benefit and ease of implementation. This short-list was agreed at a Strategic Reference Group meeting on 2nd March 2017. Both organisations have recognised the importance of closer working with local health services and NYFRS in particular are developing a number of proposals for closer working including, around early intervention for health risk (e.g. smoking cessation and alcohol reduction), cost effective use of NYFRS assets for health and social care interventions (e.g. assisting patients to stay at, or return home) and emergency response (e.g. extending the Emergency First Response scheme).¹⁰⁴ Any closer working or changes in governance between fire and police, therefore, must also ensure health collaboration is maintained, at a minimum, or preferably enhanced.

The PCC's vision and the priorities identified by NYP and NYFRS are shown in the Table 14.

The identified priority opportunities have been discussed with senior staff and officers from NYFRS and NYP to define them in more detail and understand the benefits associated. These are initial ideas at this time, and indicate the potential possibilities for collaboration – they are not part of agreed NYFRA or NYP plans and no supporting business case exists yet for each. All would be subject to separate investment cases, and where necessary, consultation. More work has been completed through this process to review the possible and relative level of financial and non-financial benefit of each priority opportunity. This is detailed in more detail at Appendix 8.4.

The ideas put forward in the workshops were ambitious, and it was clear that those at the frontline of each organisation could see the benefits of greater, more strategic collaboration on a wider scale. Opportunities discussed included multi-agency roles in response and prevention, shared teams and joint systems and teams for control. However, during discussions with senior officers and staff, the level of ambition was pegged back. The final, prioritised, list of potential opportunities shown in Table 14 would represent a change in the way that both NYFRS and NYP work. However, many of the opportunities will not require a step change in delivery or outcomes, and represent a limited view of the potential opportunity when compared with the PCC's vision, particularly regarding the potential for a place-based, multi-agency community safety service.

Work to date has not managed to achieve a joint view of the potential for transformational change which goes beyond existing organisational boundaries and towards the PCC's strategic vision. It is clear that any design and implementation of collaboration in North Yorkshire needs to be led and governed through strong, cross-organisational leadership and integrated strategies and plans. More work will be required to develop a blueprint for genuine change that is bought into by both NYFRS and NYP.

¹⁰⁴ Health Engagement Strategy, NYFRA, February 2017

Table 14: North Yorkshire fire and police collaboration opportunities

Theme	Current state	Current identified collaboration priorities	Transformation vision
Strategic commissioning	<p>Currently fire and police plans are developed separately</p> <p>Separate commissioning budgets. Use of volunteers not co-ordinated or shared</p> <p>Intelligence sharing takes place in some areas (operational not strategic)</p>	<p>Development of joint priorities for collaboration</p> <p>Sharing data and intelligence on communities and incidents on a local, tactical level basis to support planning and response. This would include data and intelligence on specific individuals, premises and homes and would involve reciprocal fire and police information access.</p>	<p>Fully integrated strategic development and risk management, including joined up research and public consultation</p> <p>Joint commissioned services and budgets to respond to public need through joined-up services and support</p> <p>Systematic data sharing of intelligence and vulnerability to support more aligned strategic decision making across communities.</p>
Improved Prevention and demand management	<p>Community Safety hubs in Scarborough, Selby and York</p> <p>Road Safety joint initiatives and campaigns (95 Alive)</p>	<p>Improved co-ordination and reach of Safe and Well checks:</p> <ul style="list-style-type: none"> Joint police and fire community interventions One safe and well assessment across fire and police, specialist training and clearer role definition Use of volunteers to support the role in wider local activity e.g. leafletting, door knocking Volunteer community contact points for police and fire jointly (potential reduction of demand on control centre) 	<p>A single approach to community safety across police and fire through a jointly funded Community Safety Service, tailored to the needs of people and communities, including single, jointly funded, community safety roles</p> <p>Alignment with health and local authority partners through Health and Wellbeing Board and Mental Health Care Concordat</p> <p>Accelerated use of shared data and intelligence to dynamically map vulnerability to better target and pro-actively deliver increased primary prevention and early intervention work and jointly commissioned services across rural and urban areas for those who need it most</p> <p>Roll-out of community safety hubs, and expansion and diversification (central/local) to bring in greater range of partners and improve resilience for local communities</p>
Effective Joint Response	<p>Joined-up tactical response to incidents where required</p> <p>Local Resilience Forum and JESIP</p>	<p>Fire would also take on forced entry, in addition to police.</p> <p>Extension of first responder fire role to police (e.g. through firearms officers that have defib kit being deployed as appropriate).</p>	<p>A truly joint control room for a more effective response to the public by the right service at the right time:</p> <ul style="list-style-type: none"> Fully integrated operations and system Shared staff roles, training and rotas <p>First responder as part of community safety roles, especially to improve resilience in rural areas</p>
Shared support services	<p>Co-location of transport and logistics functions and driver training</p> <p>Shared transport and logistics manager</p> <p>Co-location of fire and police in Bedale and plans for Ripon</p>	<p>Colocation of transport and logistics resources and further integration of teams.</p> <p>Shared finance, procurement, IT, transport and estates teams.</p> <p>In-flight and pipeline opportunities identified for estates collaboration, including shared HQ.</p> <p>Joined-up training and learning and development for officers, firefighters and staff</p> <p>Shared procurement service, starting with products which share common specifications e.g. stationery, fuel</p>	<p>Creation of a community safety estate – single estates strategy with multi-purpose estate, single investment strategy</p> <p>Wider collaboration through One Public Estate to create local community safety hubs integrating health estate and designated community assets where appropriate.</p> <p>New models of shared enabling services delivery across police and fire, such as through a third entity.</p> <p>Greater integrated specialist training (e.g. mental health) across both services.</p> <p>Where appropriate, single ICT strategy and systems</p>
Shared management roles	None	None identified	<p>Combined or reduced senior management roles across fire and police, particularly around corporate, non-operational roles, where it makes business sense to do so. In addition, it is assumed that governance roles can be shared across fire and police (S151 Officer and Monitoring Officer roles). Any changes would be phased in line with existing staff retirements or natural attrition.</p>

Possible benefits from enhanced collaboration

Through this process, NYP and NYFRS have reviewed the potential for financial and non-financial benefits to be achieved from the priority opportunities. The section below includes those priority opportunities from the Table 14 which were deemed to hold the greatest potential benefits.

Achieving these opportunities, especially if they were expanded to the opportunities outlined in the transformational vision, have the potential to greatly improve public safety by providing a more effective and efficient service. From examples in other areas, evidence suggests that they would increase community resilience, building stronger and safer communities; protect both those vulnerable to harm, by preventing and reducing risk, and those vulnerable to causing harm, by preventing risk and diverting them into prevention programmes; and reduce harm, crime and demand on the emergency services through proactive prevention. Savings gained from these impacts and from closer collaboration on enabling and support services could be reinvested into frontline services, further improving public safety.

Given the context of the pressures currently being experienced, any future governance model would need to be able to deliver these opportunities at pace, and realise the greatest scale of ambition, while continuing and enhancing wider collaboration with other partners, in order to achieve improvements to public safety.

Community vulnerability multi-agency role – safe and well

An effective safe and well service, delivered by both the fire and rescue and police services in coordination could bring benefits in terms of positive outcomes for residents, overall reduced demand for local public services (including for volumes of calls through the NYP control centre), more efficient use of resources and wider intelligence benefits, contributing to improving public safety.

This has not been costed at this stage and details of the non-financial benefits would be realised locally are not feasible as a detailed business case would need to be developed. However, other areas of the country can provide some proxies that indicate what might be possible.

In Greater Manchester, 'Safe and well' is a person-centred home visit carried out by both operational and non-operational staff (Community Safety Advisors) by the Greater Manchester Fire and Rescue Service (GMFRS). The visit expands on the scope of previous home safety checks by focussing on health and crime prevention, as well as fire prevention. GMFRS has completed benefits analysis to estimate the level of financial benefit to various agencies. Benefits cited include avoided costs of fractures from avoided falls, reduced drugs dependency, avoided fatalities to smoking and avoided fire fatalities. The primary finding from the cost-benefit analysis is that, for every £1 spent on Safe and Well, partners as a minimum are set to save the fiscal equivalent of £2.52 in benefits (in year and recurrent) through demand reduction. From this saving, the programme will 'pay back' its own costs within two years. Overall costs of the service amounted to £2.1m in the first year. The NHS benefits to the largest extent from the programme, with 85% of the benefits accruing to it. 11% of the benefits benefit GMFRS with 3% to the local authorities.¹⁰⁵

In Leicestershire, fire, police and paramedic services have joined up through the 'Blues Projects', to provide a similar, place-based service. Small, mixed teams work with partners – such as the local council, housing groups, GPs, pharmacies, schools and community groups – and residents in specific communities that create significant demand on the emergency services to reduce the number of emergency calls. They do so by helping to create a healthier, safer and more secure community by educating and directing residents to appropriate services via a home visit service and specific campaigns. They can help residents with home security, vehicle security, home safety, fire safety, child safety and health and wellbeing. They are also trained to offer help with loneliness, anxiety, depression and dealing with antisocial behaviour, tailoring each home visit dependent on the needs of the resident.¹⁰⁶

¹⁰⁵ Analysis of Impact and Outcomes for Safe and Well, GMFRS and New Economy, July 2016

¹⁰⁶ See Braunstone Blues website <http://www.leicestershire-fire.gov.uk/your-safety/general-wellbeing/blues-projects/braunstone-blues/>.

In Cornwall, Tri-Service Safety Officers provide a similar service to the Leicestershire example, except that one person has delegated powers from all three emergency services in order to carry out home-visits in a particular area and respond to certain emergency situations on behalf of all. This provides extra resource for response cover for each service, but also provides a dedicated prevention service to local residents, helping to reduce harm, crime and calls to the emergency services. Provisional cost savings outlined in their initial evaluation document suggest an hourly rate saving of £38p/h across the three services, with savings from demand reduction and prevention work being even higher, though this is of course difficult to measure.¹⁰⁷

These examples, amongst others, demonstrate the potential of innovative thinking in delivering community safety services. Over time, closer working between police and fire could develop into a single community safety service, commissioned from fire and police budgets, focussing on prevention, harm reduction and diversion that would improve public safety further.

Forced entry

If NYFRS took on the delivery of forced entry services it is envisaged that there would be a benefit from intervening earlier, more efficient use of resources and lower costs to board up properties. There may be a financial benefit based on policing time costing on average more on a unit cost basis than firefighter deployed time, however this would be dependent on the precise deployment model and dependent on the crew type deployed. There is also a cost saving to the public, as fire service entry methods are often cleaner and do less damage than police entry methods. The Fire and Rescue services in South and West Yorkshire already perform this function for the Yorkshire Ambulance Service in their areas so this would not be difficult to implement.

Control room

While appreciating the differences in roles and functions of the control room staff in the two emergency services, a joint control room capability may nevertheless bring benefits of greater resilience for both NYFRS and NYP, the ability to share data and intelligence on incidents and communities more easily, and potential benefits from co-location e.g. from a shared estate.

In terms of volumes, NYFRS has around 70,000 calls per annum, with 11,000 of those incident related. NYP has around 300,000 calls, 70,000 of which are 999.¹⁰⁸ For NYFRS this equates to ~8 calls per hour and for NYP, ~34 calls per hour. Based on analysis of costs, NYFRS spends ~£12 per call and NYP spends ~£22 per call.

NYFRS currently has an external contract in place to deliver the command and control system which expires in 2023/24, and also has a resilience arrangement in place with Cornwall Fire and Rescue Service. Therefore this would not be a short term opportunity, but could bring operational and financial benefits over the longer term.

There are examples, such as in Kent, where collaboration on joint control rooms is progressed. As yet this has only gone as far as co-location, but Kent will soon use the same command and deployment software, call-scripting and automatic call distribution which will facilitate a move towards joint staffing. Building in police technology, such as Mobile Asset Utilisation Data and mapping systems allows KFRS to deploy the nearest appliance to the incident, reducing response times. Kent Police and Kent FRS report improved joint working, joint incident command and deployment, and improved resource management, all of which contribute to improving public safety.

¹⁰⁷ Tri-Service Safety Officer: Final Report, June 2016

¹⁰⁸ 16/17 data for NYFRA, Non-incident related calls are internal to NYFRS i.e. do not include switchboard calls, and include calls such as crew changes and notification of incidents. 2016 data for NYP. NYP data are calls answered, rather than presented.

Shared estates

Sharing the estate could bring benefits of a rationalised estate, higher utilisation of the existing estate, benefits from shared maintenance contracts and wider knock-on benefits through co-location of staff. It is assumed that through a review of both NYFRS and NYP estates strategies, the opportunity would be taken to look at a joint estate, to deliver 'community safety services' to the people of North Yorkshire, instead of the current approach of each standalone service looking at its own needs. This could lead to both capital disposals and revenue savings. For the purposes of this business case, a number of assumptions are made, which are subject to further collaboration business case analysis prior to implementation. It should be noted that any plans will maintain at a minimum the existing Fire Cover Review and IRMP requirements.

Financial benefits have been estimated based on a comparison of the NYFRS and NYP estates plans, and assumptions around the possible opportunities for sharing existing sites. This assumes that there are around 8 viable schemes for sharing of the estate to 2023/24. In all cases it is assumed that NYP would free up existing capacity and share an existing NYFRS fixed site. It is estimated that ~£2.0m would need to be spent on refurbishing and modifying host sites and that NYP could achieve capital receipts from disposals in the existing estate of ~£1.5m. Recurrent benefits would also be possible, with an assumption that NYFRS could reduce its running costs by ~10% per annum, based on NYP sharing fixed costs, and that NYP could reduce its running costs by ~40% per annum, based on increasing utilisation and sharing costs.

A further opportunity would be around sharing headquarters. NYP is moving into a new headquarters in Northallerton in June 2017. In 2016, discussions took place around the possibility of NYFRS moving in, on expiration of its current leased accommodation in Northallerton in 2021/22. NYFRA took a decision not to do so in 2016, however the NYFRA is now actively considering this opportunity in the future. If this could be revisited, this may mean a further financial benefit of up to £260k per annum (total cost of NYFRS' current lease arrangement).¹⁰⁹

It is estimated that delivery of the above eight schemes, in addition to a shared HQ would achieve total financial benefits of between £0.2m - £1.3m dependent on the number of shared schemes and the pace of change (see detailed assumptions in the Appendix).

Significantly more benefits could potentially be realised over the long-term from a genuinely integrated community safety estate, through the development of a long-term integrated investment strategy. This could also accelerate the development of sharing with health partners and provide more joined-up services to the public.

Shared senior management positions

It is anticipated that a change in governance could lead to some combined or reduced senior management roles across fire and police, particularly around corporate, non-operational roles. In addition, it is assumed that governance roles can be shared across fire and police (S151 Officer and Monitoring Officer roles). Any changes would be phased in line with existing staff retirements or natural attrition. It is assumed that changes may be able to achieve between £250k - £390k per annum, dependent on the scale and pace of change. As with other benefits, these are subject to more detailed business case analysis.

Shared support services functions

Table 14 describes the potential for shared enabling support services across transport and logistics, estates, training and development and procurement. In addition, the long-list of potential collaboration opportunities included shared functions for IT, HR and Finance. Sharing enabling support services would bring economies of scale in purchasing and in delivery of transactional services, greater resilience and access to a wider set of expertise. Looking at the wider potential for financial benefits from shared services in the public sector, PA Consulting's research has found that standardisation of activities across organisations can achieve a

¹⁰⁹ 16/17 NYFRS Revenue and Capital Budget

revenue cost saving of 10-15%. Shared service arrangements, and outsourcing, has the potential to provide an additional 10-15% saving. A review of the potential benefits of sharing the transport and logistics function conducted by Eversheds for NYFRS and NYP in 2014, found that potential savings of ~3% could be found from sharing functions.

Cautious estimates have been made for scope and scale of savings in North Yorkshire at this stage, in advance of detailed business case analysis, ranging from 0.5% to 5% of in-scope expenditure. As PA's research has shown, however, more savings could be possible if more innovative models, such as development of a third entity providing support services across fire and police, were developed. For the purposes of this high-level LBC, in-scope expenditure is based on budgets for estates, transport, IT, procurement and finance. The total NYFRS 16/17 budget gross service expenditure is ~£7m per annum, whilst total NYP actual 16/17 gross expenditure for the same services is ~£15m. We have made a high level assessment of 'addressable' expenditure i.e. expenditure which could involve duplication across NYFRS and NYP and where there therefore may be opportunities for joint roles or joint purchasing (this includes staffing costs, supplies and services costs). Premises costs have been excluded as they are included in the above estates opportunity. This results in a total 'addressable' spend of £13.9m (£3.4m for NYFRS and £10.5m for NYP). Total estimated benefits under each model have therefore been estimated at between £70k per annum and £690k per annum based on the degree of change. These are intended as an indication of the potential, based on benchmark analysis, with further analysis required on a service by service basis to review the actual opportunity within individual collaboration business cases.

The ability of future governance models to deliver at pace and scale both the priority opportunities and the longer-term vision is assessed in the economic case.

3.3.6 Potential wider benefits from changes to police and fire governance in North Yorkshire

As described above, Fire Authorities and PCCs are both responsible for the conduct of public business and for spending public money, and are accountable for ensuring that business is conducted in accordance with the law and applicable proper practices. They must also be transparent in their decision making and ensure that public money is safeguarded, properly accounted for and used economically, efficiently and effectively. The Framework Delivering Good Governance in Local Government, published by CIPFA in association with SOLACE in 2007 sets the standard for governance in local government (including Fire Authorities and PCCs) in the UK. Both NYFRA and the PCC are subject to the Nolan Principles of Public Life.

NYFRA governance is based on CIPFA's Framework for Delivering Good Governance in Local Government and the latest external audit for 2014/15 found no significant weaknesses in governance arrangements. The Fire and Rescue Authority produce an Annual Governance Statement and an Annual Statement of Assurance. The latest external audit report included an unqualified opinion on the Authority's 2014/15 Statement of Accounts and concluded that the Authority had made proper arrangements to secure economy, efficiency and effectiveness in its use of resources. Internal audit by Veritau Limited for 2015/16 issued 7 High Assurance reports, 2 Substantial reports and 1 Reasonable Assurance report. They also gave an annual audit opinion of substantial assurance. Fire matters are also part of local authority governance, with FRS issues a standing agenda item at Area Committee meetings in NYCC.

NYPCC also has an Annual Governance Statement¹¹⁰, which for 15/16 was also unqualified. The NYPCC external audit also provided an unqualified opinion and its internal RSM Audit Opinion Report for 2015/16 provided three Substantial Assurance scores and one Reasonable Assurance score out of the four pieces of work reviewed (the scale is Substantial Assurance, Reasonable Assurance, Partial/Limited Assurance, No Assurance).

While existing governance arrangements for fire and rescue and policing in North Yorkshire are therefore considered to be effective from an assurance perspective, there are significant differences in practice

¹¹⁰ Annual Governance Statement, 15/16, PCC for NY and CC for NYP

between the transparency and engagement methods used by the PCC and the committee methods used by the FRA.

A summary of the differences in visibility and engagement between the Authority and PCC model in North Yorkshire is shown below. This shows that the engagement model for the PCC is in practice more proactive in its interaction with the public than the Authority model and there is a higher level of public engagement. The NYFRA engages more through existing local authority forums, whereas the PCC model engages more directly with communities.

Table 15: Summary of NYFRA and PCC level of visibility and engagement

Theme	FRA	PCC
Accessibility of meetings	<ul style="list-style-type: none"> • Most take place at NYFRS Easingwold • Advertised on website • Agenda, papers and minutes available online and public can attend • Contact details given for FRA Secretariat but need to look at agenda on how to make statement or ask question, and need to give advance notice 	<ul style="list-style-type: none"> • Corporate Performance, Delivery and Scrutiny Board Meetings are live-streamed and open to public engagement via social media. Questions can be emailed ahead of time or tweeted live. Videos are available in perpetuity • Meetings and forthcoming events advertised on website and by poster in local areas and via the North Yorkshire Community Messaging system • Agenda, papers and minutes available online
Frequency of open meetings	<ul style="list-style-type: none"> • 10 open meetings in 2016 where minutes available • Created a Collaboration Committee in 2017 which will meet more frequently 	<ul style="list-style-type: none"> • 34 open meetings in total in 2016, of which minutes were available for 33
Public attendance	<ul style="list-style-type: none"> • Records not kept on attendance or public questions asked, but shown in minutes 	<ul style="list-style-type: none"> • Approximately 100 view each live-streamed meeting either during or in the days following the meeting • 5 x individuals are recorded as having attended the Police and Crime Panel in person to ask a question since 2013. Of these, 1 person has attended Panel seven times and another has attended twice
Correspondence received to governance bodies	<ul style="list-style-type: none"> • No data kept on correspondence sent to the FA 	<ul style="list-style-type: none"> • About 70-100 pieces of public correspondence received a month by the PCC, 1FTE member of staff handles • This includes enquiries, complaints, policy questions and service requests
Complaints	<ul style="list-style-type: none"> • Complaints and compliments can be made online. In 2016/17, 33 complaints and 47 compliments were received 	<ul style="list-style-type: none"> • Complaints regarding the conduct of officers are managed by the Chief Constable through the Professional Standards Department, though the PCC will manage the complaints process from April 2018. In 2016/17 331 complaints were recorded, and there were 325 compliments. • Complaints regarding the Chief Constable are managed by the OPCC. In 2016/17 3 were recorded. • Complaints regarding the PCC are managed by the Police and Crime Panel. In 2016/17 2 were recorded. • The OPCC deal with non-official complaints about service and the organisation as part of their everyday correspondence (see above).

Theme	FRA	PCC
Public participation in consultation	<ul style="list-style-type: none"> • Consultation on Fire Cover had 1,125 online survey responses, 20 letters/emails and 70 attendees at 18 events. A similar number of attendees attended NYFRA's meeting for Fire Cover decision-making • Consultation on recent budget proposals and the possible increase in Council Tax of up to 1.99% received 2 responses • 486 responses received to the Health Strategy consultation 	<ul style="list-style-type: none"> • Proactive research used: Consultation on PCP 2017 involved staff survey, online survey (767 responses), including in foreign languages, and a representative sample of 1,000 telephone and in-street interviews • Precept consultation of 1,610 (representative survey of 800 by phone or in-person, and online survey)
Outreach (including hard-to-reach groups) by governance bodies	<ul style="list-style-type: none"> • No specific NYFRA outreach work. Outreach is undertaken by NYFRS as part of its prevention work • NYFRS's website (including pages about NYFRA but not NYFRA documents) offers a language translation service enabling webpages to be translated into over 100 different languages. 	<ul style="list-style-type: none"> • 33 advice surgeries in 2016 all around NY – 84 people attended • Speaking events e.g. recent Women's Institute event (450 attendees), York University event and Youth Commission work • Use of market research – 1,000 taxpayers polled over collaboration issues • Regular surveys – customer experience, victims of crime and rural crime surveys
Engagement through local authorities	<ul style="list-style-type: none"> • FRS has a regular slot and papers on NYCC Area Committee meetings that the public can attend. Papers submitted on 21/27 occasions in 2016 and FRS attended 13 times. Questions put to FRS are usually from councillors rather than the public • Attendance once a year at the City of York Council's Scrutiny Board • NYFRS chairs the Safer York Partnership 	<ul style="list-style-type: none"> • Regular attendance at District Council Overview and Scrutiny committees • Ad hoc attendance at District, City and County Executive/Cabinet meetings as invited • Engagement through the Police and Crime Panel
Openness of decision-making	<ul style="list-style-type: none"> • Notice of all decisions to be made by NYFRA are posted online ahead of the meeting. • All interests posted online • Decisions are public but contained in minutes and not searchable • Some matters discussed confidentially (3 in 2016) with most published later • 217 requests under the Freedom of Information Acts responded to in 2016/17 • Summaries of proceedings of four meetings of Appeals Committee also available 	<ul style="list-style-type: none"> • Specified information orders a statutory requirement • All interests and decisions posted online, with search functionality

In addition, the OPCC brings significant independent scrutiny to policing performance and strategy development. It employs 8 people specifically to support the PCC's focus on scrutiny and governance, and the PCC meets formally with the Chief Constable every month. In comparison, unlike some other fire authorities, NYFRA does not have access to independent scrutiny support aside from the formal statutory roles of Monitoring Officer and Section 151 officer, although it can commission external support. Monitoring

Officer spend was just approximately £1,100 in 2016¹¹¹. In addition, the Fire Authority and the Audit and Performance Review Committee met formally four times each, for a total of 6.50 hours and 3.52 hours respectively in 2016.¹¹²

As Parliament has recognised, there are opportunities for the improvements that the PCC model has delivered in policing to be applied to fire, changes which could help introduce further innovation and improve public engagement and transparency contributing to improved effectiveness of service delivery.

By way of example, there are a number of areas in which the PCC in North Yorkshire has brought about an accelerated pace of change. Although it is impossible to say whether these would have taken place under the former Police Authority, it is believed that the changes below represent a step-change, which would have been unlikely under previous models given the experience of their ways of operating.

- Stage 2 staffing arrangements for enabled services, have led to changes to services including introducing professional staff for specific areas of expertise (rather than using officer posts for support services), joint posts across forces and investment in technology.
- Introduction of a commissioning team to invest in victim services and mental health services (introduction of Section 136 suites, leading to a reduction in vulnerable people with mental health considerations being detained in custody).
- New collaborative partnerships with other police forces.
- Local community safety consolidation of strategic partnering arrangements so that there was a move from eight partnerships to two, streamlining partner involvement.
- Initiating a rural crime network and taskforce.

Local evidence of public opinion

Local evidence also suggests that residents of North Yorkshire are in favour of fire and police collaboration, and have indicated a preference for this to be governed by the PCC. A brief consultation conducted by the OPCC in August 2016 (carried out by ‘the buzzz’, a consultancy), surveyed 1,050 North Yorkshire residents aged between 18-75 through a combination of telephone and face-to-face interviews.¹¹³ This was carried out in light of NYFRA’s move to merge with Humberside FRA. The high-level results show that:

- 62% of respondents believed that greater integration between police, fire and ambulance is a good way to manage available resources and budgets;
- 49% of respondents preferred greater collaboration between police and fire services in North Yorkshire, over fire and fire collaboration between Humberside and North Yorkshire;
- When asked who should manage the collaboration, 56% believed that the PCC was best placed, versus a committee of elected councillors. 30% of respondents had a ‘strong’ preference.

The report also noted that *“the public’s main concern ... seems to focus on falls in service levels, funding cuts and issues around leadership and specifically what this means in terms of response and efficiency. This research makes it clear that most people understand the benefits of change but are cautious about the motives of change.”*

This will be updated following public consultation.

¹¹¹ Provided by NYFRS

¹¹² Analysis of published minutes on the NYFRS website

¹¹³ Public consultation on fire and rescue services and police collaboration, Buzzz, August 2016, <https://www.northyorkshire-pcc.gov.uk/documents/public-consultation-fire-rescue-service-police-collaboration/>

3.4 Critical Success Factors

Any changes in governance must meet the tests in the Policing and Crime Act 2017 of being in the interests of:

- Economy, efficiency and effectiveness; or
- Public safety.

These tests are not defined in more detail in the legislation, leaving them to be specified against local drivers for change by PCCs. While the link between governance and improved outcomes may not always be a direct one, in North Yorkshire, we have translated these tests into the following design principles for this business case based on the assessment above on the drivers and case for change in North Yorkshire:

- Whether a change in governance would drive economies, efficiency and effectiveness in both police and fire services by significantly accelerating the pace and efficacy of collaboration between these services and their wider partners, to the benefit of public safety.
- Whether a change in governance would deliver wider benefits relating to transparency and accountability.

These factors for change, if proven, have to be balanced against the complexity that could be involved in making the change, which could result in temporary disruption and performance impact that inevitably attends any organisational change. In order to assess the possible options, a set of Critical Success Factors (CSFs) has been identified and agreed for any change in governance in North Yorkshire. The CSFs represent the attributes essential to the successful delivery of the any governance change – in the next section, the possible future governance options will be assessed against these.

Table 16: Critical success factors for change

CSF number	Critical success factor	How the test is met	Test	Public safety	Effectiveness	Economy / efficiency
1	Accelerates scale, pace and effectiveness of collaboration	The governance option can accelerate and enable more effective collaboration and deliver tangible public safety and vulnerability prevention benefits to reduce harm, improve resilience and effectiveness, and increase value for money	How well the option: <ul style="list-style-type: none"> • Improves public safety and vulnerability prevention • Brings efficiencies and resilience to NYP and/or NYFRS and/or local public services, including acceleration of change • Delivers value for money (see overall option quantitative assessment) 	✓	✓	✓
2	Brings benefits in terms of transparency and accountability	The governance option can improve transparency, accountability, visibility, and consistency of decision-making for the public, stakeholders and NYP and/or NYFRS	How well the option provides benefits of transparency and accountability		✓	
3	Is deliverable	The governance option can be implemented successfully	How well the option: <ul style="list-style-type: none"> • Meets the likely availability of funding • Matches the level of available skills and capacity required for successful delivery 	✓	✓	✓

CSF number	Critical success factor	How the test is met	Test	Public safety	Effectiveness	Economy / efficiency
			<ul style="list-style-type: none"> Minimises delivery risks 			
4	Mitigates strategic risks	The governance option can mitigate strategic risks	The impact of strategic risks e.g.: <ul style="list-style-type: none"> Loss of public trust Compromise to links with health / local government services Risk of losing resilience 	✓	✓	✓

3.4.1 Strategic risks, constraints and dependencies

There are a number of strategic risks in a change to governance that options need to be assessed against. The most significant of these are that:

- Public trust in fire may be compromised - this has greater risk for some governance options than others. As noted above, the fire and rescue service has a “*very strong trusted identity*”¹¹⁴ and it is felt by some that too close working or integration with the police could endanger this. Initial indications in some areas that have created shared roles in the UK have not yet seen this impact, although there may be limits of acceptable integration which have not yet been implemented in the UK. Research has shown that all three blue light services have easily recognisable identities in the public, and media perception is that, although they may suffer ups and downs, the services are generally strong and respected and “*retaining the best features of these identities whilst working towards closer collaboration and shared resources*”¹¹⁵ is important. Each option needs to be assessed against the risk of public trust being lost.
- Broader links to wider community safety, health or social care partners may be compromised – there is concern that moving fire and police closer together may compromise collaboration with other partners, especially health. However, the PCC’s responsibilities and commissioning powers also extend to community safety and changes to governance will not prevent joint community safety initiatives, or either service from collaborating with wider partners. Initial discussions with the Yorkshire Ambulance Service as part of this work indicated that simplified or shared governance between fire and police may improve joint working with health.
- Links with local authorities and district councils may not be maintained, democratic challenge from a committee representing a wide range of opinions may be lost, and scrutiny and challenge of the single decision maker may vary.
- The Police and Crime Panel may not have the capability or resources, to exercise a broader scrutiny role, if required.
- Fire receives less attention in a shared governance model – and careful measures would need to be taken to ensure the PCC has sufficient support and expertise to ensure effective governance of fire while also fulfilling her responsibilities for policing and crime.
- Potentially strong resistance from fire unions - risk of industrial action is greater for some governance options than others, which could risk public safety.

¹¹⁴ Firefighters are second most trusted profession, IFSEC, 2015

¹¹⁵ Research into Emergency Services Collaboration, Parry et al, 2015

There are also a number of constraints and dependencies that affect the options under review:

Constraints:

- Under any of the governance options, funding will remain separate between police and fire, with a requirement for separate financial reporting;
- If the PCC wishes to introduce some of the options in the Act sequentially (e.g. start with Governance model and then later move to a Single Employer model), then a further business case and consultation is likely, unless this intention is stated in the initial business case and consultation.

Dependencies:

- Changes will require local authority approval and the endorsement of the Home Secretary or (if local approval is not forthcoming, further independent scrutiny of the business case will be required before the proposed changes can come into effect).

3.5 Conclusions

This section has set out a range of national and local drivers for change. Any governance arrangements for police and fire and rescue must be capable of meeting the national policy drivers, and enabling fire and rescue and policing services to work effectively together to meet the financial and operational challenges they face. Although fire and rescue and policing services are already working together in a number of areas, this work is tactical and has evolved in an ad hoc way with no formal programme of work in place to drive the pace of change. Historical attempts to make collaboration work locally on a broader scale have been unsuccessful to date, with the reality of the governance arrangements proving unable to match the strategic intentions of the governance bodies. There remain tangible further opportunities for greater collaboration which should realise greater benefits for local communities. However, these are limited by issues of organisational sovereignty and culture. If transformational change in collaboration is to be achieved it will require a clear strategic vision and delivery through strong cross-organisational leadership.

National and international best practice recognises that effective governance is a key enabler of collaboration and of greater organisational effectiveness. There is a risk that further significant benefits of police and fire collaboration may not be realised within the existing governance model but the unanimous view of all consulted is that the existing arrangements will not suffice. However, there are inevitably risks and costs attached to making any change and the ability of each of the different governance options to deliver the necessary improvements to collaboration whilst mitigating risks are considered in the Economic Case, the next section.

4 ECONOMIC CASE: THE OPTIONS ASSESSMENT

This Economic Case assesses the governance options introduced by the Policing and Crime Act 2017, against the option of making no change to governance. It considers how well the options could accelerate the pace and scale of collaboration to address the issues and support delivery of the opportunities identified in the Strategic Case. It also considers the extent to which each option could mitigate the strategic risks identified.

4.1 Introduction to the options

For North Yorkshire, the Policing and Crime Act 2017¹¹⁶ translates into four potential governance options:

- The Do Nothing model – retaining current governance arrangements;
- The Representation model – with the PCC becoming an additional member of the NYFRA and having a formal vote;
- The Governance model – with the PCC assuming the role of the FRA;
- The Single Employer model – building on the Governance model to also appoint a single Chief Officer across the police and fire and rescue services.

The following sections describe each option in turn and sets out:

- A description of the option
- An assessment of the option against the critical success factors outlined in the Strategic Case, establishing the likelihood of realising the opportunities. This includes quantification of the economy and efficiency benefits and the extent to which the option:
 - Accelerates scale, pace and effectiveness of collaboration
 - Brings benefits in terms of transparency and accountability
 - Is deliverable
 - Mitigates strategic risks
- A summary assessment of option against the tests of public safety, effectiveness, economy and efficiency, assessed according to the approach described below.

4.1.1 Qualitative assessment of each option

The qualitative assessment reviews each option against each of the CSFs as described in Section 3.4 attributing a low, medium, high rating against each CSF.

A summary assessment of each option is also made against the tests in the Policing and Crime Act 2017. As described in Section 3.4, these tests are not defined in more detail in the legislation, leaving them to be specified against local drivers for change by PCCs. The link between governance and improved outcomes may also not always be a direct one. In North Yorkshire, therefore, we have translated these tests into CSFs for this business case.

This Economic Case concludes with a recommendation for the preferred option.

¹¹⁶ Policing and Crime Act 2017, HM Parliament

4.1.2 Approach to economic appraisal

A net present value (NPV) for each option has been calculated for ten years including 2017/18 (year 0). Only financial benefits and costs have been included in the NPV calculation – we have not attempted to measure the economic value of interventions. The NPV must therefore be viewed alongside the non-financial benefits of a change in governance.

Costs and benefits have been assessed in terms of their 'direct' and 'indirect' impact on governance. 'Direct' costs and benefits are those which can be directly attributable to the governance change (i.e. associated with those activities through which the FRA or PCC exercise their governance and scrutiny roles). 'Indirect' costs and benefits are those which can be indirectly attributable to the governance change, such as a faster pace in delivery of collaboration.

Direct costs and benefits have been estimated as below, with detailed assumptions at Appendix 8.5 and 8.6:

- One-off implementation costs associated with governance change e.g. project costs including project team and professional advice e.g. consultation advice
- Recurrent implementation costs associated with governance change e.g. additional governance resources required
- Direct governance benefit related to the FRA no longer being required in some options and some associated governance costs no longer being required

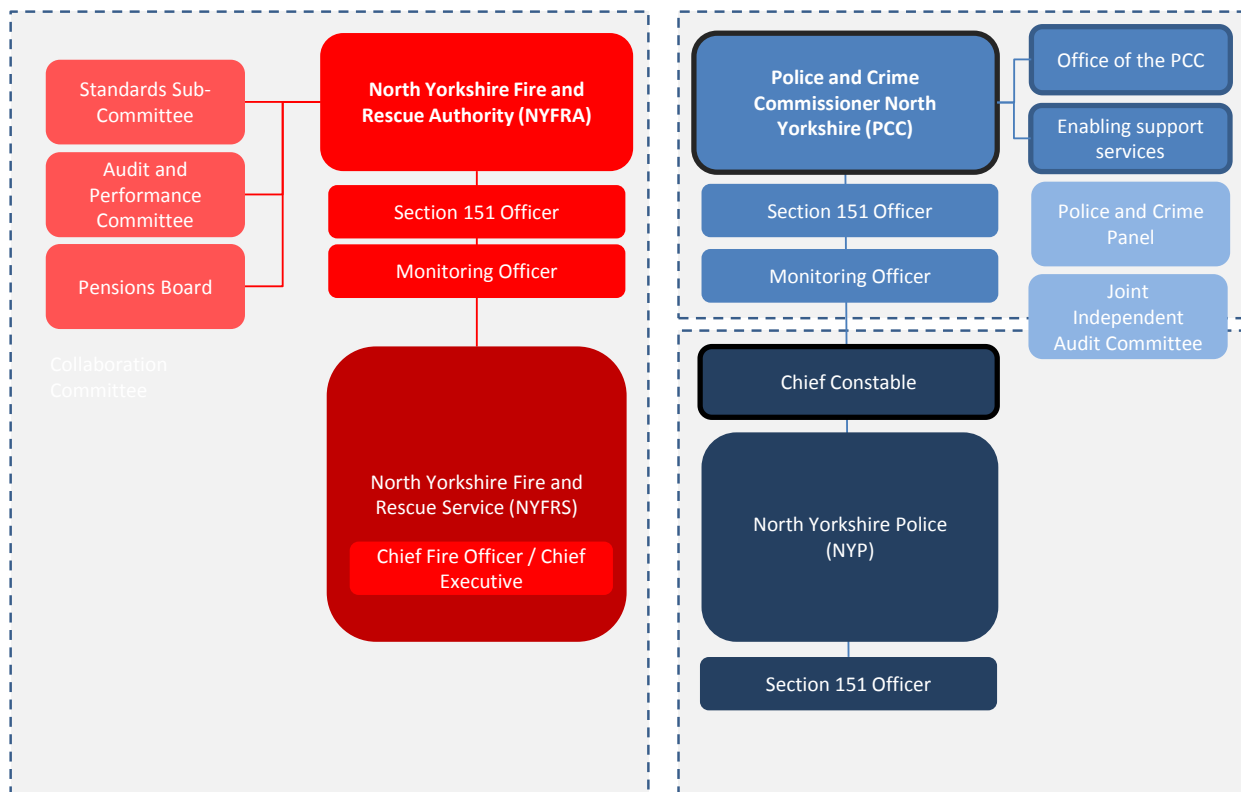
Assumptions have been made in the estimation of 'indirect' financial benefits in this business case, drawing upon the research on the impact of governance on collaboration described in the strategic case, and also the specific opportunities in North Yorkshire. These are described in Section 3.3.5 of the Strategic Case and in detail as part of each option.

4.2 Do Nothing model


4.2.1 Description of option

This option assumes that existing governance arrangements for the PCC, Chief Constable (CC) and NYFRA remain in place. The organisations would still be under the statutory duty to collaborate (including more widely across the emergency services) as set out in the Policing and Crime Act 2017. The impact of this option is illustrated below.

Figure 5: ‘Do nothing’ model – the existing governance arrangements would remain in place



Notes: 1. A corporation sole is a public office (created usually by an Act of Parliament) that has a separate and continuing legal existence, and only one member (the sole officeholder). Contracts made with a corporation-sole continue from one officeholder to his or her successor. The PCC and Chief Constable are corporations sole.

Key
 Denotes corporation sole¹

4.2.2 Implications of the change

With no change to make, there would be no implementation impact on the different areas of the business.

4.2.3 Assessment against each criterion

An assessment of this option against the CSFs is provided below.

CSF 1: Accelerates scale, pace and effectiveness of collaboration

Test: The governance option can accelerate and enable more effective collaboration and deliver tangible public safety and vulnerability prevention benefits to reduce harm, improve resilience and effectiveness, and increase value for money

This option would enable continuation of existing planned collaboration at the current rate, improving public safety and prevention through existing plans. It is assumed that the newly-created Collaboration Committee would support closer working between fire and police, as well as other partners. Therefore, some of the collaboration opportunities identified in Table 14, could be achieved, as long as both the PCC and NYFRA agree to plans on a case-by-case basis and agree on objectives and priorities. We have made some assumptions in this business case about which opportunities could and would likely to be achieved, based on feedback and broader evidence (shared estates in line with the current direction of travel). However, as evidenced in the Strategic Case, studies have consistently shown that delivery of collaboration is inherently more challenging in a multi-governance model, and the PCC would not be able to exert formal influence in this model. Similarly, the Chief Constable will not have a formal role on this committee (and the PCC cannot represent the Chief Constable). In addition, it is unlikely to accelerate collaboration significantly as proposals would continue to need to go through separate police and fire governance structures, as the Collaboration Committee only has formal decision-making rights for fire and rescue. Further, collaboration opportunities with health partners would also continue to require multiple governance bodies to sign-off.

More ambitious opportunities that move beyond collaboration and closer to shared functions are also likely to be more difficult to achieve in this model, because of the complexities of decision-making.

No stakeholders consulted to date have favoured this option, believing it will not be sufficient to achieve the degree of collaboration desired between police and fire. The Government have also made it clear that the status quo is not an option.

Figure 6 shows the assessment against CSF 1 as described in the Strategic Case. This looks at the tests agreed, and reviews the degree to which benefits from collaboration could be accelerated through this option.

Figure 6: Assessment against CSF 1

		Likelihood of additional benefits to the status quo (low / medium / high)					
		Early intervention and prevention	Estates integration	Shared support services	Health collaboration	Other wider collaboration opportunities	Overall assessment
Do nothing	Improves public safety and prevents vulnerability						L
	Brings efficiencies and resilience						L

Key

- High
- Medium
- Low


CSF 2: Brings benefits in terms of transparency and accountability

Test: The governance option can improve transparency, accountability, visibility, and consistency of decision-making for the public, stakeholders and NYP and/or NYFRS

The formal mechanisms of transparency and accountability of the FRA would remain the same as today, in line with CIPFA's Framework for Delivering Good Governance in Local Government and meeting external audit requirements. The new Collaboration Committee is in place, which may bring additional independent cross-agency scrutiny to decision-making, and could increase pace of decision-making; however this will not increase the public's engagement and the PCC has no formal voting rights on this committee under this option.

Figure 7 shows the assessment against the transparency and accountability CSF 2, broken down by particular governance attributes. It will deliver few benefits.

Figure 7: Assessment against CSF 2

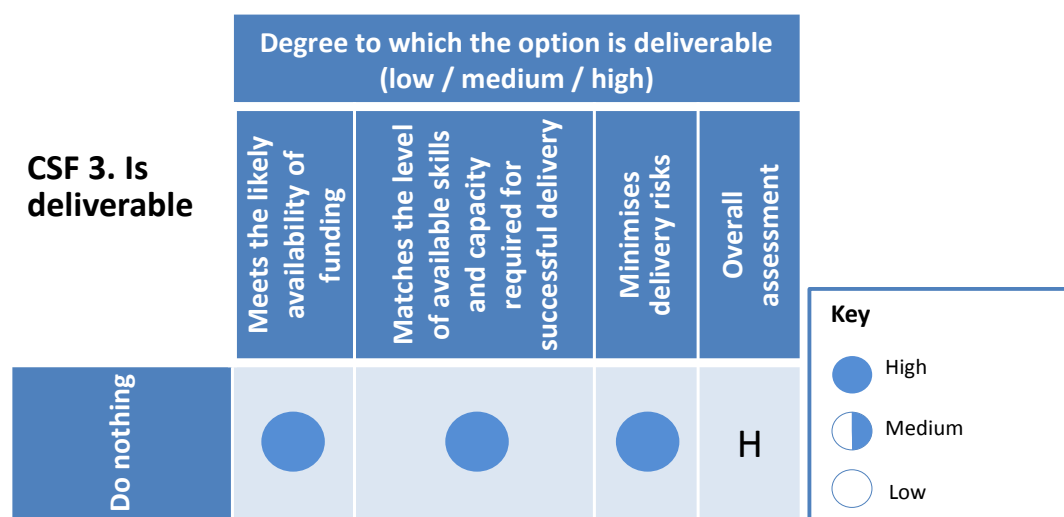


CSF 3: Is deliverable

Test: The governance option can be implemented successfully in terms of meeting the likely availability of funding, matching the level of available skills and capacity required for successful delivery and minimising delivery risks

This represents the status quo position and is therefore in line with medium term financial plans and with the current planned level of available skills and capacity. There would be no formal consultation requirements and no governance change, therefore this option has a low delivery risk.

Figure 8: Assessment against CSF 3




CSF 4: Mitigates strategic risks

Test: The governance option can mitigate strategic risks with the option, including the loss of public trust, compromise to links with health, compromise to links with local government and risk of losing resilience

Under this option, there are not anticipated to be any risks that concerns over the different roles of police and fire, and potential impact on public trust, will materialise, as formal governance will remain distinct and unchanged. The presence of the PCC on the Collaboration Committee presents an opportunity for improved and some small-scale simplified engagement with other partners. Links to local authorities will be maintained through existing structures. However, under this option, opportunities to ensure a joined up and simplified governance between police and fire to health partners will remain limited as there will continue to be separate decision-making and no changes to formal governance.

Figure 9: Assessment against CSF 4



4.2.4 Economic assessment

Table 17 represents the net change versus baseline costs as a result of a change in governance. Costs are shown as negative and savings are shown as positive in Table 17.

This option would incur no additional implementation costs versus the current position, and would achieve benefits from the shared estate. Of the possible 8 pipeline estates schemes, it is assumed that a joint estate would be achieved for 3 schemes in the 10 year period (assumption based on the 3 highest priority schemes). This option would achieve benefits of £0.2m over a 10 year period and an NPV of £0.1m.

Table 17: 'Do nothing' model – economic appraisal (£k)

Year	0	1	2	3	4	5	6	7	8	9	Total
Financial year	2017/18	2018/19	2019/20	2020/21	2021/22	2022/23	2023/24	2024/25	2025/26	2026/27	
Implementation costs - recurrent	-	-	-	-	-	-	-	-	-	-	-
Implementation costs - one-off specialist support	-	-	-	-	-	-	-	-	-	-	-
Direct governance benefit	-	-	-	-	-	-	-	-	-	-	-
Shared estates	-	(280)	(30)	70	70	70	70	70	70	70	180
Shared senior management posts	-	-	-	-	-	-	-	-	-	-	-
Shared enabled support services	-	-	-	-	-	-	-	-	-	-	-
Total	-	(280)	(30)	70	70	70	70	70	70	70	180
Total – direct	-	-	-	-	-	-	-	-	-	-	-

Year	0	1	2	3	4	5	6	7	8	9	Total
Total - indirect	-	(280)	(30)	70	70	70	70	70	70	70	180
NPV											101

4.2.5 Summary assessment against of this option

The Do Nothing model has been assessed above against the CSFs agreed in Section 3.4. A summary is shown below. In addition, we have developed an assessment against the tests in the Policing and Crime Act 2017, based on the definition in Section 3.4.

Table 18: Summary qualitative assessment against CSFs and statutory tests

Critical success factors			Statutory tests	
Critical success factor	How the test is met	Do nothing (High / medium / low)	Economy / efficiency / effectiveness	Public safety ¹¹⁷
Accelerates scale, pace and effectiveness of collaboration	The governance option can accelerate and enable more effective collaboration and deliver tangible public safety and vulnerability prevention benefits to reduce harm, improve resilience and effectiveness, and increase value for money	L	✓	N/A
Brings benefits in terms of transparency and accountability	The governance option can improve transparency, accountability, visibility, and consistency of decision-making for the public, stakeholders and NYP and/or NYFRS	L	✓	N/A
Is deliverable	The governance option can be implemented successfully	H	N/A	✓✓
Mitigates strategic risks	The governance option can mitigate strategic risks	M	✓	✓✓
Net present value (£k)		£0.1m	N/A	

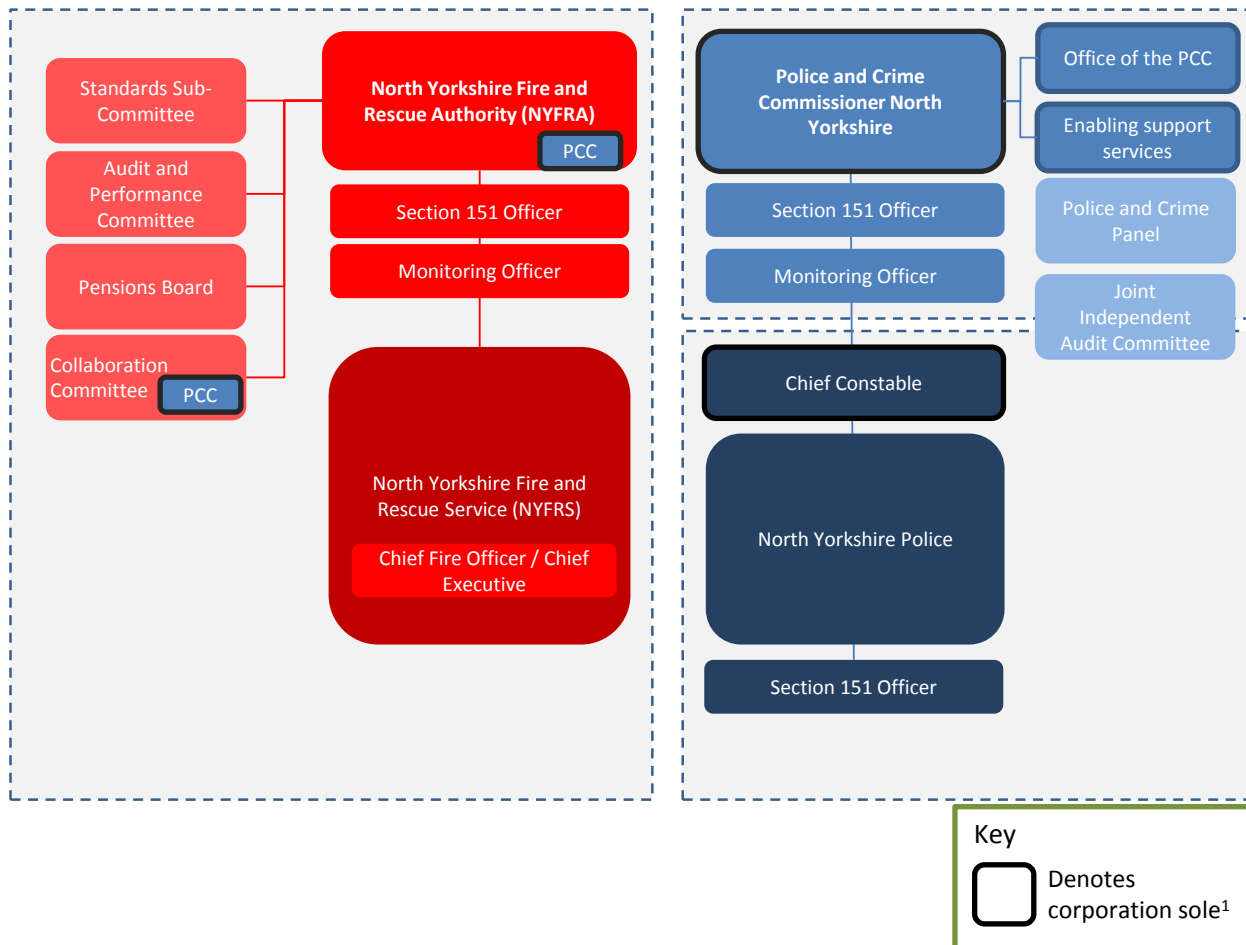
¹¹⁷ It should be noted that this LBC does not seek to make a statement on public safety in relation to the degree to which collaboration or governance will directly impact on it. Therefore we will not make an assessment against CSF1 and CSF2. We will make an assessment of the degree to which deliverability and risk could impact on public safety on each option.

4.3 Representation model

4.3.1 Description of option

This option uses the powers set out in the Act to allow the PCC to be represented on the Fire and Rescue Authority or any of its committees with full voting rights, subject to agreement of the Fire and Rescue Authority. The PCC will also be represented on the newly-created Collaboration Committee of the NYFRA. The Home Office has recently indicated that a short period of public consultation will be required to give effect to the powers in the Act as far as they apply to Combined Fire and Rescue Authorities.¹¹⁸

Figure 10: Representation model – PCC is represented on the FRA (or its committees) in their police area with full voting rights, subject to the consent of the FRA



4.3.2 Implications of the change

This section describes the implications of the change and the assumptions which have been made in this LBC for this option.

Table 19: Implications of the change

Theme	Implication
Overarching	<ul style="list-style-type: none"> The PCC will sit on the FRA and be a voting member, with one vote, in addition to the existing membership.

¹¹⁸ Letter from Home Office to Fire and Rescue Authorities, April 2017

Theme	Implication
	<ul style="list-style-type: none"> The change requires agreement from NYFRA and a review of the existing members of the FRA to ensure that the political balance remains. There would be scope under this option to create an integrated fire and police plan and risk strategies, and a single commissioning approach. This option does not preclude moving to Governance model at a later date, should it prove to be insufficient to drive collaboration at the required pace and/or to achieve wider benefits.
Staffing, assets and liabilities	<ul style="list-style-type: none"> There would be no direct impact on staffing, asset and liabilities; there would be no changes to roles or resources as a direct consequence of the governance arrangements, except for additional responsibilities for the PCC. There may be a need for a small amount of additional capacity in the OPCC to help the PCC with the new commitments (see below). Under this option, it is possible that there would be scope for: <ul style="list-style-type: none"> A shared Section 151 and Monitoring Officer role across the FRA and PCC, subject to consultation. Shared fire/police governance support. An integrated fire and police plan and risk strategies, and single commissioning approach. Some shared enabling support functions.
Governance and approval	<ul style="list-style-type: none"> No formal public consultation is required to implement this option. Requires amendment to Government legislation to enact this option.
Implementation timescales	<ul style="list-style-type: none"> This could be delivered as soon as the legislation is in place, and therefore we assume could take place from September 2017. This will need to be kept under review.
Direct costs and financial benefits	<ul style="list-style-type: none"> There will be some additional recurrent costs associated with the additional workload for the Office of the PCC (we have assumed 0.5 FTE of a Policy and Scrutiny Officer, at a cost of ~£17k per annum). There will be no direct governance savings.
Indirect costs and financial benefits	<ul style="list-style-type: none"> Of the possible 8 pipeline estates schemes, it is assumed that all schemes could take place, however that 4 schemes start one year later than could be possible, and 2 schemes start 2 years later than could be possible. It is assumed that a shared HQ would also be implemented, assuming that ongoing discussions result in this outcome. It is assumed that marginal benefits might be achieved through shared services, equivalent to several joint posts or purchasing arrangements to 0.5% of in-scope expenditure, or £70k per annum. This would be an extension of current arrangements e.g. a shared transport manager has already been in place last year.

4.3.3 Assessment against each criterion

CSF 1: Accelerates scale, pace and effectiveness of collaboration

Test: The governance option can accelerate and enable more effective collaboration and deliver tangible public safety and vulnerability prevention benefits to reduce harm, improve resilience and effectiveness, and increase value for money

This option would enable continuation of planned collaboration and ensure that the PCC has a formal opportunity to influence the shaping and improvement of future collaboration opportunities that come formally before the NYFRA or the Collaboration Committee. The PCC would also have a formal (albeit limited) role in approving future strategies and budgets for NYFRS, which might help to reduce the risk of inappropriately non-aligned strategies. PCC representation could also bring additional external scrutiny or additional weight to collaboration discussions. The Collaboration Committee will bring additional time and scrutiny in considering local collaboration. It may also simplify interactions for other partners. This is the option currently preferred by the Fire and Rescue Authority.

Based on discussions with stakeholders, analysis of the collaboration priorities identified during this work, and the evidence base set out in the Strategic Case on the role of governance in enabling effective collaboration, it is assessed that this model would support delivery of aspects of the collaboration agenda between fire and police, which are likely to bring long term qualitative and quantitative benefits. Under this option, many of the priority opportunities for collaboration as identified in Table 14, could be achieved in line with the current direction of travel, but only if both the PCC and NYFRA agree on objectives and priorities. Those opportunities which are not yet in flight, such as shared support services functions, are unlikely to take place. As described above, it would be possible to create shared support roles between police and fire under this model (as under any governance option). However, as the strategic case showed, previous discussions on these types of options in North Yorkshire have not led to change, and they are inherently more complex to achieve through multiple governance routes.

Figure 11: Degree of potential collaboration change under Representation

Early intervention and prevention	Joint commissioning of specific interventions to target a specific community need: <ul style="list-style-type: none"> Extended road safety prevention
Effective joint response	Opportunities to improve joint response for specific targeted interventions and where there are response synergies: <ul style="list-style-type: none"> Joint forced entry service
Shared support	Opportunities for shared enabling service functions where there are efficiencies to be gained, with an early emphasis on: <ul style="list-style-type: none"> Joint transport and logistics assets and teams Shared estates - HQ and operational Joint procurement











As evidenced in the Strategic Case, studies have consistently shown that delivery of collaboration is inherently more challenging in a multi-governance model, and the PCC would not be able to exert significant formal influence in this model. Similarly, the Chief Constable will not have a formal role on this committee (and the PCC cannot represent the Chief Constable). In addition, it is unlikely to accelerate collaboration significantly as proposals would continue to need to go through separate police and fire governance structures, as the Collaboration Committee only has formal decision-making rights for fire and rescue. Similarly, collaboration opportunities with health partners would also continue to require multiple governance bodies to sign-off.

The Representation model would also make development and delivery of the more strategic vision set out in Table 14 more challenging. Development of single commissioned services, innovative delivery models and integrated estates would be challenging under a fragmented governance model and also higher risk to sustain as they would remain dependent upon continuing joint support for the changes.




The difference in practice therefore between the 'Do Nothing' model and this option is difficult to discern, and more ambitious, transformational opportunities that move beyond collaboration and closer to shared functions are likely to continue to be more difficult or slower to achieve in this model.

Figure 12 shows the assessment against the CSFs as described in the Strategic Case. This looks at the tests agreed, and reviews the degree to which benefits from collaboration could be accelerated through this option.

Figure 12: Assessment against CSF 1

		Likelihood of additional benefits to the status quo (low / medium / high)					
		Early intervention and prevention	Estates integration	Shared support services	Health collaboration	Other wider collaboration opportunities	Overall assessment
FRA representation	Improves public safety and prevents vulnerability						M
	Brings efficiencies and resilience						L

Key

-  High
-  Medium
-  Low

CSF 2: Brings benefits in terms of transparency and accountability


Test: The governance option can improve transparency, accountability, visibility, and consistency of decision-making for the public, stakeholders and NYP and/or NYFRS

The formal mechanisms of transparency and accountability of the FRA will remain the same as today under this option, in line with CIPFA's Framework for Delivering Good Governance in Local Government and meeting external audit requirements. The new Collaboration Committee is also in place, which may bring some additional independent scrutiny to decision-making, and could make some difference to the pace of decision-making on collaboration matters. In addition, the PCC would be able to contribute formally on fire matters, bringing additional outside scrutiny.

The Chair of the Fire Authority at the time of the beginning of this process indicated in interview that he thought the FRA did not meet frequently enough, and wished to increase the frequency of meetings through the Collaboration Committee that could accelerate decision-making, and also improve aspects of scrutiny. It is also possible that the PCC's presence on the NYFRA could act as a catalyst to introduce the types of proactive public engagement the PCC has undertaken in policing. However, changes in NYFRA leadership as a result of the recent local elections, and the fact that no formal proposals have yet been made at the NYFRA, mean that this has not been assessed as probable at this stage.

Figure 13 shows the assessment against the transparency and accountability CSF 2, of the additional benefits that the Representation model could bring, broken down by particular governance attributes. The option is assessed as low because it does not bring a material change to the status quo position on the governance attributes below.

Figure 13: Assessment against CSF 2



CSF 3: Is deliverable

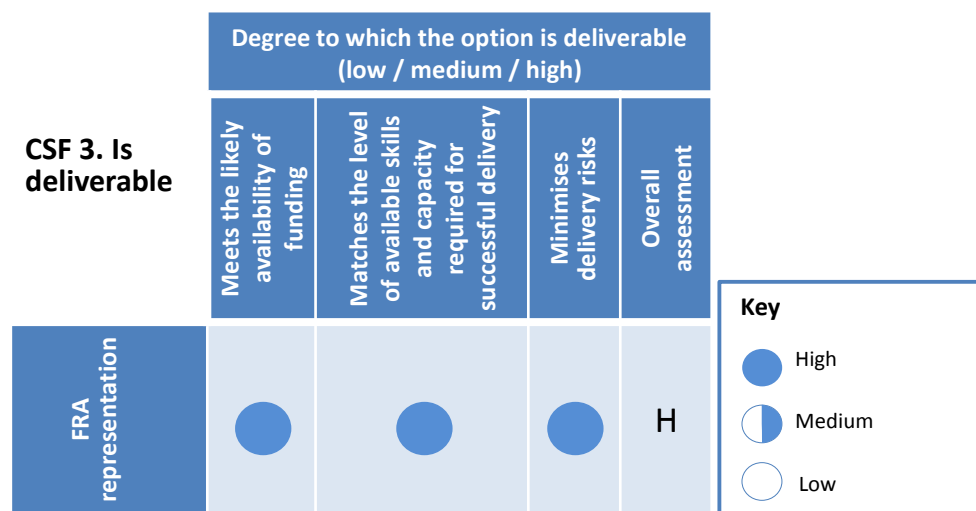
Test: The governance option can be implemented successfully in terms of meeting the likely availability of funding, matching the level of available skills and capacity required for successful delivery and minimising delivery risks

Implementation of this option would be straightforward and quick with no HR or commercial implications, although it requires the Government to enact the relevant parts of the legislation. There would be no formal consultation requirements. Therefore, no one-off project costs to implement the change have been assumed.

PCC representation would bring an increased workload for the OPCC, and therefore it is assumed that a small amount of additional resource would be required as part of the change. There would be no overall governance savings under this option as existing mechanisms for the NYFRA and PCC would continue.

This option is currently supported by the existing NYFRA and so would be easy to implement. It could also be a stepping stone to Governance or the Single Employer model in the future.

Figure 14: Assessment against CSF 3




CSF 4: Mitigates strategic risks

Test: The governance option can mitigate strategic risks with the option, including the loss of public trust, compromise to links with health, compromise to links with local government and risk of losing resilience

Under this option, the risk arising from concerns over the different roles of police and fire, and potential impact on public trust, are unlikely to materialise, as the role of the PCC in fire governance will be limited and one voice among many. As with the Do Nothing model, the presence of the PCC on the Collaboration Committee presents an opportunity for improved and some simplified engagement with other partners. Links to health partners and local authorities will be maintained through existing structures. There will be some opportunities to ensure a joined up and simplified governance between police and fire to health partners and the perceived risk that fire priorities will move away from health collaboration is low.

In addition, closer alignment between fire and police should bring greater resilience to both services, however residual resilience risk is likely to remain and the ability of police and fire to meet operational and financial challenges is likely to be harder to achieve without the drive for deeper and faster collaboration.

Figure 15: Assessment against CSF 4



4.3.4 Economic assessment

Table 20 below represents the net change versus baseline costs as a result of a change in governance. Costs are shown as negative and savings are shown as positive in Table 20.

This option would achieve benefits of £1.6m over a 10 year period and an NPV of £1.3m.

Table 20: Representation model – economic assessment (£k)

Year	0	1	2	3	4	5	6	7	8	9	Total
Financial year	2017/18	2018/19	2019/20	2020/21	2021/22	2022/23	2023/24	2024/25	2025/26	2026/27	
Implementation costs - recurrent	(9)	(17)	(17)	(17)	(17)	(17)	(17)	(17)	(17)	(17)	(162)
Implementation costs - one-off specialist support	-	-	-	-	-	-	-	-	-	-	-
Direct governance benefit	-	-	-	-	-	-	-	-	-	-	-
Shared estates	-	(280)	50	(30)	200	220	220	210	290	290	1,170
Shared senior management posts	-	-	-	-	-	-	-	-	-	-	-

Year	0	1	2	3	4	5	6	7	8	9	Total
Shared enabled support services	-	70	70	70	70	70	70	70	70	70	630
Total	(9)	(227)	103	23	253	273	273	263	343	343	1,639
Total – direct	(9)	(17)	(17)	(17)	(17)	(17)	(17)	(17)	(17)	(17)	(162)
Total - indirect	-	(210)	120	40	270	290	290	280	360	360	1,800
NPV											1,280

4.3.5 Summary assessment of this option

The Representation model has been assessed above against the CSFs agreed in Section 3.4. A summary is shown below. In addition, we have developed an assessment against the tests in the Policing and Crime Act 2017 tests, based on the definition in Section 3.4.

Table 21: Summary qualitative assessment against CSFs and statutory tests

Critical success factors			Statutory tests	
Critical success factor	Economy / efficiency / Effectiveness	Economy / efficiency / Effectiveness	Economy / efficiency / effectiveness	Public safety ¹¹⁹
Accelerates scale, pace and effectiveness of collaboration	The governance option can accelerate and enable more effective collaboration and deliver tangible public safety and vulnerability prevention benefits to reduce harm, improve resilience and effectiveness, and increase value for money	L	✓✓	N/A
Brings benefits in terms of transparency and accountability	The governance option can improve transparency, accountability, visibility, and consistency of decision-making for the public, stakeholders and NYP and/or NYFRS	L	✓	N/A
Is deliverable	The governance option can be implemented successfully	H	N/A	✓✓
Mitigates strategic risks	The governance option can mitigate strategic risks	H	✓✓	✓✓
Net present value (£)		£1.3m	N/A	

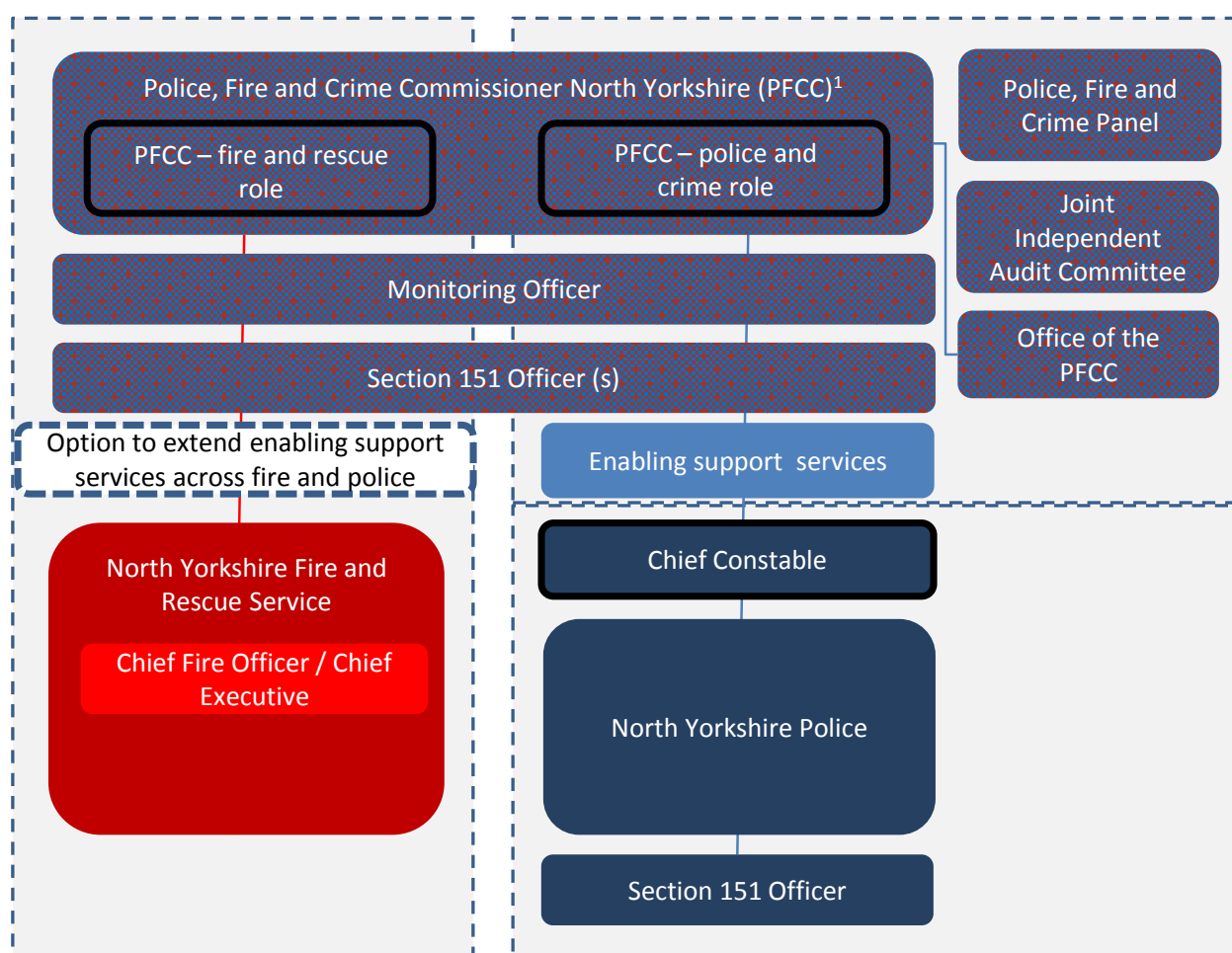
¹¹⁹ It should be noted that this LBC does not seek to make a statement on public safety in relation to the degree to which collaboration or governance will directly impact on it. Therefore we will not make an assessment against CSF1 and CSF2. We will make an assessment of the degree to which deliverability and risk could impact on public safety on each option.

4.4 Governance model

4.4.1 Description of option

This option uses the powers set out in the Act to allow the PCC to take on the role of the Fire and Rescue Authority (FRA). Under this option, known in the Act as the “Governance model”, the FRA will be abolished and its functions transferred to the Police, Fire and Crime Commissioner (PFCC). There will technically still be three legal entities as the PFCC is two corporations sole: the PFCC conducting PCC functions; the PFCC conducting Fire and Rescue Authority functions, employing fire staff; and the Chief Constable. NYFRS and NYP will continue to have their own Chief Officers. The PFCC would have governance responsibility for both NYFRS and NYP.

Figure 16: Governance model – PCC takes on responsibility for the fire and rescue service; individual services retain their operational independence, their Chief Fire Officer and Chief Constable, and their own staff



Notes: 1. The PFCC has 2 corporations sole – one in the PCC role and one in the FRA role.

Key



Denotes
corporation sole

4.4.2 Implications of the change

This section describes the implications of the change and the assumptions which have been made in this LBC for this option.

Table 22: Implications of the change

Theme	Implication
Overarching	<ul style="list-style-type: none"> • The PCC would become the Police Fire and Crime Commissioner (PFCC) and the employer of all fire and rescue staff, and holder of assets and contracts. The Chief Fire Officer will continue to have operational responsibility and day-to-day responsibility for the leadership of NYFRS. The Chief Constable will also continue to employ staff in line with current arrangements. The distinction between operational policing and fire-fighting will be maintained, with the law preventing a full-time police officer from being a fire-fighter. • The PCC continues to be both a corporation sole for policing and crime and a separate corporation sole for the FRA functions. Operation of governance of fire would however be changed to resemble the PCC model in policing, with more frequent meetings and no committees • The Office of the PFCC would need to be expanded and restructured to take on the role of governance of NYFRS and enhanced collaboration. • Following hand-over, the members of NYFRA will step down from their role and governance support arrangements will transfer to the Office of the PFCC. • The Police, Fire and Crime Panel will continue to provide oversight of the PCC including with the additional remit. The PCP has estimated that this would increase costs, although it is assumed in this business case that any reasonable additional costs (if agreed) continue to be grant funded by the Home Office (this assumption has not been confirmed formally by the Home Office yet). • Under this option, there is an assumption that over time, it is likely that there would be: <ul style="list-style-type: none"> – A shared Section 151 officer across the FRA and PCC, subject to consultation. – A modified Chief Fire Officer / Chief Executive role to maintain the fire aspect to the role and merge aspects of the corporate support role with current enabling support services provided by the Chief Executive and Monitoring Officer of the PCC for NYP. – Shared fire/police governance support (while recognising the different governance models between police and fire given the separate statutory role of the Chief Constable). – An integrated fire and police plan and risk strategies, and single commissioning approach.
Staffing, assets and liabilities	<ul style="list-style-type: none"> • The PCC would need to carry out a detailed review of the contracts, assets, liabilities, etc. of NYFRA prior to transfer and there would need to be a transfer of contracts, assets and liabilities to the new entity. Initial legal advice suggests that this should be relatively straightforward, however formal due diligence would need to take place on novation or change control terms that could delay implementation or create complexity. • For NYFRS staff, there would need to be a staff consultation process relating to the transfer of their employment, which would take place following Cabinet Office Statement of Practice (COSOP) procedures. • There will be no changes to terms and conditions arising directly from the change in governance.

Theme	Implication
Governance and approval	<ul style="list-style-type: none"> This option requires formal public consultation then scrutiny of a business case (by the Home Office) before approval by the Home Secretary and secondary legislation to enact the change. The degree of scrutiny will depend upon the level of local support there is for change.
Implementation timescales	<ul style="list-style-type: none"> Based on current advice and guidance, it is assumed that this option can be implemented within one year of going out to consultation i.e. April 2018 based on current plans.
Direct costs and financial benefits	<ul style="list-style-type: none"> There will be some additional recurrent costs associated with the additional workload for the Office of the PCC (estimated as 1 FTE of a Policy and Scrutiny Officer) and additional costs of taking on FRA governance responsibilities at an estimated cost of ~£64k per annum. There will be one-off requirements for specialist implementation resources (e.g. project management, consultation advice and potential additional audit costs), estimated to cost ~£121k. There will be a reduction in expenditure of direct fire governance costs of ~£100k pa, based on no requirement for member direct costs, training or committee services.
Indirect costs and financial benefits	<ul style="list-style-type: none"> Of the possible 8 pipeline estates schemes, it is assumed that a joint estate would be achieved for all schemes in the 10 year period, in the timescales set out by stakeholders as possible. It is assumed that a shared HQ would also be implemented. It is assumed that it would be possible to combine some senior management roles across fire and police particularly around corporate roles. There is also an assumption that there would be a shared Section 151 Officer between NYFRA and PCC and that the Monitoring Officer role would be covered by the PCC's CEO. It is assumed that these changes might achieve benefits of £250k recurrently. Any changes would be phased in line with existing staff retirements or natural attrition and would be subject to consultation. It is assumed that benefits might be achieved through shared services, equivalent to a number of joint posts or purchasing arrangements to 4% of in-scope expenditure, or £550k per annum. This is based on the assumption that a number of shared posts could be achieved across services, subject to consultation, based on analysis of existing structures.

4.4.3 Assessment against each criterion

The assessment of this option is described below.

CSF 1: Accelerates scale, pace and effectiveness of collaboration

Test: The governance option can accelerate and enable more effective collaboration and deliver tangible public safety and vulnerability prevention benefits to reduce harm, improve resilience and effectiveness, and increase value for money

This option would enable collaboration of a different scale than has been possible previously, with the ability to align priorities and budgets and share resources more easily. Under this option, the PCC would be able to move closer towards her transformational vision by delivering a fire / police whole system approach to prevention and early intervention. These could be supported by a more strategic approach to use of data and intelligence to inform the commissioning of services. Wider integration of control room and enabling support

services (due to some police enabling services being managed by the Chief Executive of the OPCC) would also be more possible, although this would represent a significant change and incur implementation costs. This may, in future include a range of delivery options, including further review of a new delivery model such as a third entity, as described earlier in the Strategic Case. A separate business case would be required to assess the case for such a change. This option will bring benefits in terms of resilience, flexibility in access to resources, thus making it easier to deliver front line services such as joint response and early intervention and prevention. In delivering collaboration, the PCC could act as a driver of change and transformation. Over the longer term, staff teams working together over time would also be likely to collaborate more, bringing more benefits and impacting on cultural barriers.

Figure 17: Degree of collaboration change possible under Governance model

Early intervention and prevention	Whole-system fire and police preventative service model across targeted communities
Effective joint response	Wider service and system integration for control rooms
Shared support	Wider shared support / enabling services, where applicable e.g. joint IT systems. Also, shared learning and development
Aligned strategic commissioning	Integrated data and intelligence to support integrated strategic planning and response across communities

Under this option, it is also more likely that the opportunities to create shared governance roles across fire and police will be taken promptly, and the PCC would move to create streamlined governance structure which operates at the speed of the required activity and aligns with the model adopted in policing. With a single decision-maker it is also more likely that over time opportunities will be seized to create shared support roles where there is a good business or cost reason to do so.

It is also considered, based on the evidence provided in the Strategic Case about how single governance can accelerate decision-making, that the pace of collaboration is more likely to increase. A single decision maker will ensure that there is aligned political will and ambition.

A single governance approach could also simplify collaboration arrangements with other partners, such as health and local authorities, reducing duplication and enhancing the ability of both services to collaborate more effectively and efficiently. It would reduce the number of decision makers needed in discussions and be able to join up discussions across the services. Initial engagement with health partners has indicated that this is anticipated by partners already.

Figure 18 shows the assessment against the CSFs as described in the Strategic Case. This looks at the tests agreed, and reviews the degree to which benefits from collaboration could be accelerated through this option.

Figure 18: Assessment against CSF 1

		Likelihood of additional benefits to the status quo (low / medium / high)					
		Early intervention and prevention	Estates integration	Shared support services	Health collaboration	Other wider collaboration opportunities	Overall assessment
Transfer of functions (Governance)	Improves public safety and prevents vulnerability						H
	Brings efficiencies and resilience						M

Key

High

Medium

Low

CSF 2: Brings benefits in terms of transparency and accountability







Test: The governance option can improve transparency, accountability, visibility, and consistency of decision-making for the public, stakeholders and NYP and/or NYFRS

This option could also enable the changes that the PCC model has brought to policing to apply to fire and rescue services. There would be increased public engagement through a directly elected PFCC who would put in place similar accountability and engagement arrangements for fire as exist currently for police. This can contribute to the increased effectiveness of emergency services to understand and meet public expectations. It would mean:


- Direct and joined-up access to PFCC through police and fire public surgeries (FRA matters are discussed currently at local NYCC Area Committee meetings), making it easier for the public to raise concerns.
- Easier access to public meetings (PCC's Corporate Performance, Delivery and Scrutiny is live streamed and questions can be posed on social media such as Twitter live whereas the public can attend or pose questions in advance to the FRA).
- Independent technical resources within an OPFCC who would provide additional capacity and capability to provide effective independent scrutiny and challenge to decision-making, although this would incur additional costs.
- Speed of decision making is likely to increase as PCC formal governance is more frequent than the NYFRA with weekly and monthly decision-making meetings.
- It is likely to raise the public profile of fire governance, as the PCC role has been shown to raise the profile of police governance. There would be a single, democratically accountable person responsible for fire governance, with a clear port of call for people to contact and a visible public presence.


Figure 19 shows the assessment against the transparency and accountability CSF, broken down by particular governance attributes. The option is assessed as medium because it will bring a material change to the status quo position on the governance attributes below.


Figure 19: Assessment against CSF 2

CSF 2. Benefits in terms of transparency and accountability	Degree to which transparency and accountability attributes are achieved (low / medium / high)						
	Ability to create single direction /guiding mind	Improving cultural environment for collaboration	Improving speed of decision making	Improving scrutiny	Improving transparency	Improving public engagement and awareness	Overall assessment
Transfer of functions (Governance)							M

Key

 High

 Medium

 Low

CSF 3: Is deliverable

Test: The governance option can be implemented successfully in terms of meeting the likely availability of funding, matching the level of available skills and capacity required for successful delivery and minimising delivery risks

This option represents a transformational change, versus the limited change in the Representation model. Formal public consultation and secondary legislation would be required to enact the change, and staff consultation will be required to engage on, and manage the change, including engagement with representative bodies.

There will be additional costs – a one-off implementation cost and ongoing costs. There will be an ongoing requirement for additional support to the OPFCC as part of the OPCC, to ensure that the PFCC can sustainably increase her remit. The Police and Crime Panel has indicated that it is also likely to need additional funding for the additional remit. It is assumed currently that this will be funded by the Home Office as part of existing arrangements (if agreed), but no formal guidance has been received on this matter to date. In addition, there will be one-off requirements for specialist implementation resources (e.g. project management and consultation advice). Implementation challenges can be expected, due to transfer of staff, assets, contracts and liabilities to the new PFCC entity, although this is relatively low risk as there will be no changes to terms and conditions arising from the change of governance. There is also a risk that the complexity of novating PFI contracts to the new OPFCC could result in delay and additional cost, although an initial review of the contract suggests that this is low risk.

The Governance model could be a stepping stone to Single Employer but it is not possible to revert to the Representation model after this option has been implemented unless there is subsequent primary legislation.

Figure 20: Assessment against CSF 3

Degree to which the option mitigates strategic risks (low / medium / high)				
CSF 3. Is deliverable	Meets the likely availability of funding	Matches the level of available skills and capacity required for successful delivery	Minimises delivery risks	Overall assessment
				M
Transfer of functions (Governance)				

Key

- High
- Medium
- Low

CSF 4: Mitigates strategic risks

Test: The governance option can mitigate strategic risks with the option, including the loss of public trust, compromise to links with health, compromise to links with local government and risk of losing resilience

Closer integration and strategic joint commissioning of early intervention, prevention and response activities across fire and police, will present a greater opportunity for the police and other public sector partners to further benefit from the strong fire identity. It should also bring faster access to a greater number of resources, thus bringing further resilience.


Conversely, where fire are taking on more responsibilities as part of integrated services, there is a risk that activities are perceived to be involved in law enforcement and therefore there may be a risk of loss of trust – this risk would need to be measured on an individual collaboration business case basis, as there is no evidence yet from elsewhere that this is the case. While there may be a risk for fully integrated operational roles, public consultation in other areas has indicated that shared governance is not a public concern (see Section 3.2.3).

There is unlikely to be an impact on existing fire and police partnerships with other agencies and all collaboration opportunities would be subject to a detailed business case which would need to consider this risk. Conversely, closer fire and police governance may strengthen partnerships with other agencies or make it easier to engage with fire and police, particularly around place-based early intervention and prevention. Also, it may present new opportunities for partners, for example around the estate.

However, there is a long term risk that strategic commissioning becomes more geared towards achievement of police objectives than fire and that local authority links, currently enabled by the role of councillors in the governance of fire and access to local authority resources, will be damaged. The PCC will need to put appropriate resource into maintaining links with local government (City of York, County and Districts). If this could be done in a joined up way, so that police and fire issues are considered together, it could improve emergency services links overall. A publicly-elected Police, Fire and Crime Commissioner would have a mind to the overall public need and the outcomes that should be delivered, incorporating both services at the same time. From a community safety outcomes approach they would be able to approach such discussions with a mind to how the two services can provide a response rather than thinking about each separate organisation.

There is also a risk that there is a perceived lack of separation and therefore lack of challenge between police and fire, particularly when it comes to allocation of cost. The PCC would need to put robust controls and independent scrutiny of the cost allocations in place.

Figure 21: Assessment against CSF 4



4.4.4 Economic assessment

Table 23 represents the net change versus baseline costs as a result of a change in governance. Costs are shown as negative and savings are shown as positive in Table 23.

This option would achieve benefits of £8m over a 10 year period and an NPV of £6.6m.

Table 23: Governance model – economic assessment (£k)

Year	0	1	2	3	4	5	6	7	8	9	Total
Financial year	2017/18	2018/19	2019/20	2020/21	2021/22	2022/23	2023/24	2024/25	2025/26	2026/27	
Implementation costs - recurrent	-	(64)	(64)	(64)	(64)	(64)	(64)	(64)	(64)	(64)	(576)
Implementation costs - one-off specialist support	(60)	(60)	-	-	-	-	-	-	-	-	(121)
Direct governance benefit	-	100	100	100	100	100	100	100	100	100	900
Shared estates	-	(280)	(30)	70	220	270	210	290	290	290	1,330
Shared senior management posts	-	25	50	250	250	250	250	250	250	250	1,825
Shared enabled support services	-	350	450	550	550	550	550	550	550	550	4,650
Total	(60)	71	506	906	1,056	1,106	1,046	1,126	1,126	1,126	8,009
Total – direct	(60)	(24)	36	36	36	36	36	36	36	36	204
Total - indirect	-	95	470	870	1,020	1,070	1,010	1,090	1,090	1,090	7,805
NPV											6.6

4.4.5 Summary assessment of this option

The Governance model has been assessed above against the CSFs agreed in Section 3.4. A summary is shown below. In addition, we have developed an assessment against the tests in the Policing and Crime Act 2017 tests, based on the definition in Section 3.4.

Table 24: Summary qualitative assessment against CSFs and statutory tests

Critical success factors			Statutory tests	
Critical success factor	Economy / efficiency / Effectiveness	Economy / efficiency / Effectiveness	Economy / efficiency / effectiveness	Public safety ¹²⁰
Accelerates scale, pace and effectiveness of collaboration	The governance option can accelerate and enable more effective collaboration and deliver tangible public safety and vulnerability prevention benefits to reduce harm, improve resilience and effectiveness, and increase value for money	H	✓✓	N/A
Brings benefits in terms of transparency and accountability	The governance option can improve transparency, accountability, visibility, and consistency of decision-making for the public, stakeholders and NYP and/or NYFRS	M	✓✓	N/A
Is deliverable	The governance option can be implemented successfully	M	N/A	✓✓
Mitigates strategic risks	The governance option can mitigate strategic risks	H	✓✓	✓✓
Net present value (£)		£6.6m	N/A	

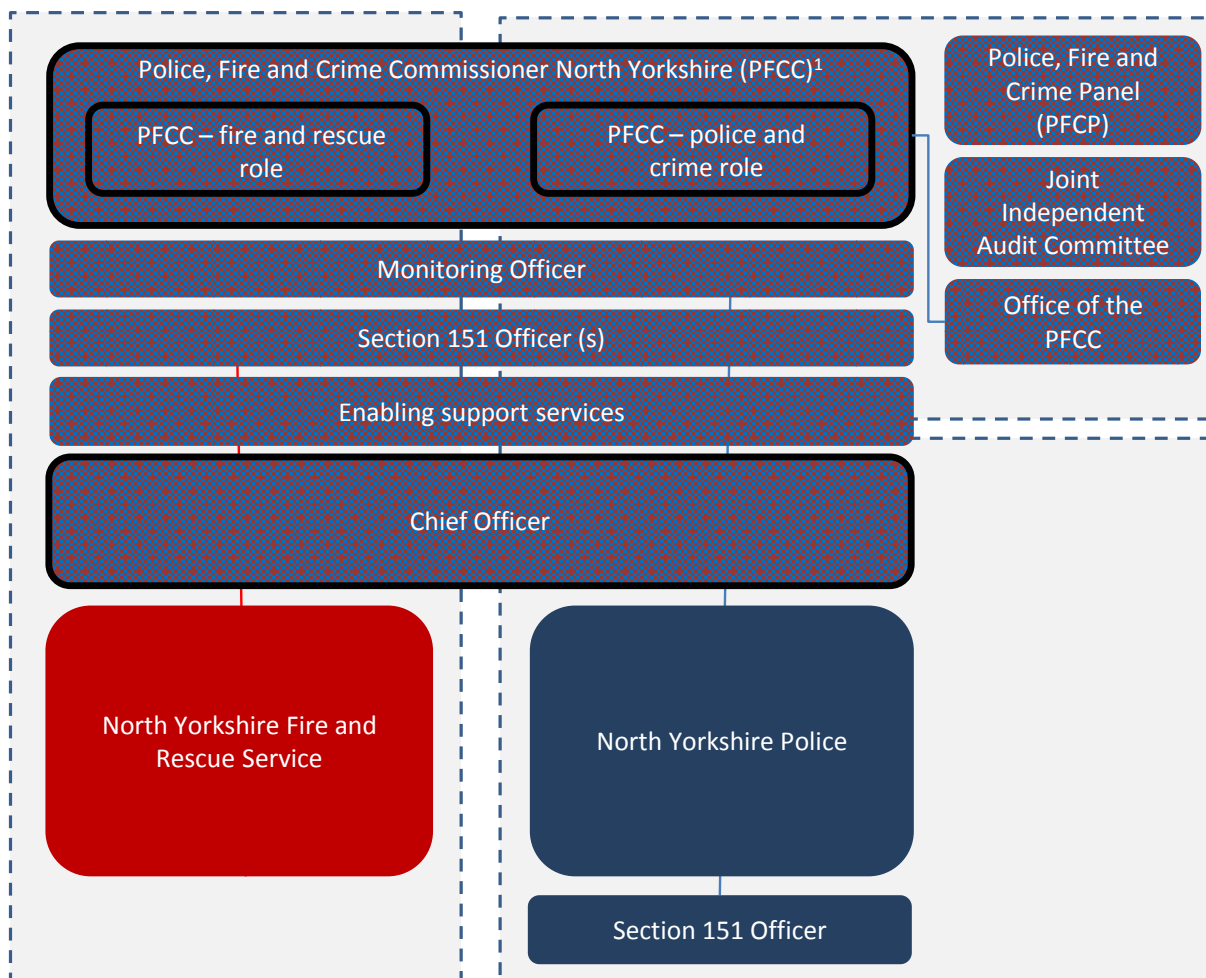
¹²⁰ It should be noted that this LBC does not seek to make a statement on public safety in relation to the degree to which collaboration or governance will directly impact on it. Therefore we will not make an assessment against CSF1 and CSF2. We will make an assessment of the degree to which deliverability and risk could impact on public safety on each option.

4.5 Single Employer model

4.5.1 Description of option


Under this option, the PCC takes on the role of NYFRA and creates a Single Employer for both police and fire personnel under a single Chief Officer. The PCC becomes the Police Fire and Crime Commissioner (PFCC).

Figure 22: Single Employer model – fire functions are delegated to a single Chief Officer for policing and fire; services remain operationally distinct



Notes: 1. The PFCC has 2 corporations sole – one in the PCC role and one in the FRA role.

Key

 Denotes corporation sole

4.5.2 Implications of the change

This section describes the implications of the change and the assumptions which have been made in this LBC for this option.

Table 25: Implications of the change

Theme	Implication
Overarching	<ul style="list-style-type: none"> • The PCC would become the Police Fire and Crime Commissioner (PFCC) • A Chief Officer would be appointed as head of both NYFRS as well as NYP, employing both fire and police personnel. The PCC continues to be a corporation sole and a separate corporation sole would exist for the FRA functions. • There will continue to be two separate precepts and funding streams for fire and policing. Budgets need to be accounted for separately, however there is flexibility to pool funds. • The Office of the PFCC would need to be expanded and restructured to take on the role of scrutiny of NYFRS and enhanced collaboration. • The Police, Fire and Crime Panel will continue to provide oversight of the PCC including with the additional remit. The PCP has estimated that this would increase costs (as per the Governance model). • Following hand-over, members of NYFRA will step down from their role. Governance support arrangements will transfer to the Office of the PFCC. • The Integrated Risk Management Plan would be integrated across two emergency services.
Staffing, assets and liabilities	<ul style="list-style-type: none"> • The Chief Officer would appoint a senior fire officer to lead fire operations and a deputy chief constable to lead police operations, under their command. The distinction between operational policing and fire-fighting will be maintained, with the law preventing one person being both full-time police officer and fire-fighter remaining in place. However, as now, fire fighters can become specials or PCSOs. • There is scope to share the Section 151 and Monitoring Officer roles, subject to consultation. Wider shared roles and greater sharing of support services are a possibility, subject to consultation. • All fire personnel would transfer under CoSOP arrangement (this could be a one or two-step process) and there could be harmonisation of terms and conditions over time in some areas. • Under this model, the PCC would need to decide if she intended to make changes to terms and conditions, which are likely to be required in order to gain the full benefits and also mitigate risks of pay inequality. Any complexity would lead to a longer and more risky staff transfer process than under the Governance model, which could delay delivery of benefits. The risk of industrial action is considered high. This would lead to wider disruption, including a risk to public safety, delays to other changes and increases in costs. • Transfer of staff to the single Chief Officer is considered to be legally complex but achievable. • There would be an option to transfer contracts, assets and liabilities from the former Fire and Rescue Authority to the Chief Officer or to the new Fire and Rescue Authority entity. • Further work would also be needed on how complaints and professional standards would be managed under a Single Employer. Current arrangements differ significantly between police and fire. Fire would be subject to Police codes on disciplinary matters. There is likely to receive a high degree of interest from staff and unions on how this would operate.

Theme	Implication
Governance and approval	<ul style="list-style-type: none"> • As with the Governance model, this option requires formal public consultation then scrutiny of a business case by the Home Office before approval by the Home Secretary and secondary legislation to enact the change. The degree of scrutiny will depend upon the level of local support there is for change. • Once approval for this option is given, the PFCC could take on the role of the Fire and Rescue Authority and establish a single employer. • It is likely that this would take place as a two-step process, with the Governance model being the first stage. If the PCC does not implement the Single Employer model within a short period of time (a year or less) advice is that this would require additional consultation and a further local business case, as well as enabling secondary legislation.
Implementation timescales	<ul style="list-style-type: none"> • It is estimated that delivery of this option would take at least six months and potentially twelve months longer than the Governance model due to the potential impact on staff making consultation more complex, appointment of the single chief and deputies and any other required organisational restructuring to enable the Single Employer model to take effect.
Direct costs and financial benefits	<ul style="list-style-type: none"> • There will be some additional recurrent costs associated with the additional workload for the Office of the PCC (we have assumed 1 FTE of a Policy and Scrutiny Officer) and additional costs of taking on FRA governance responsibilities at an estimated cost of ~£64k per annum. • There will be one-off requirements for specialist implementation resources (e.g. programme and project management, consultation advice, professional HR and legal advice and potential additional audit costs), estimated to cost ~£390k. • There will be a reduction in expenditure of direct fire governance costs of ~£100k pa, based on no requirement for member direct costs, training or committee services.
Indirect costs and financial benefits	<ul style="list-style-type: none"> • Of the possible 8 pipeline estates schemes, it is assumed that a joint estate would be achieved for all schemes in the 10 year period, in the timescales set out by stakeholders as possible (starting the estates programme once this option is implemented, in 2019/20). It is assumed that a shared HQ would also be implemented. • It is assumed that it would be possible to combine some senior management roles across fire and police particularly around corporate roles. There is also an assumption that there would be a shared Section 151 Officer between NYFRA and PCC and that the Monitoring Officer role would be covered by the PCC's CEO. These changes might achieve benefits of £390k recurrently. Any changes would be phased in line with existing staff retirements or natural attrition and subject to consultation. • It is assumed that benefits might be achieved through shared services, equivalent to a number of joint posts or purchasing arrangements to 5% of in-scope expenditure, or £690k per annum. This is based on the assumption that a number of shared posts could be achieved across services, subject to consultation, based on analysis of existing structures.

4.5.3 Assessment against each criterion

CSF 1: Accelerates scale, pace and effectiveness of collaboration

Test: The governance option can accelerate and enable more effective collaboration and deliver tangible public safety and vulnerability prevention benefits to reduce harm, improve resilience and effectiveness, and increase value for money

This option would enable transformational collaboration of a different scale than previously possible, with the ability to align budgets and share resources more easily. It drives the single point of accountability and decision-making down a further level, to the Chief Officer, which is likely to increase the scope for increased sharing of fire and police roles, and also simplify decision-making even further. Under this option the PCC would be able to move closer towards her vision of community policing by delivering a fire / police whole system approach to prevention and early intervention. These could be supported by a more strategic approach to use of data and intelligence to inform the commissioning of services. Wider integration of control room and enabling support services (owing to some police enabling services being managed by the Chief Executive of the OPCC) would also be more possible. This may, in future include a range of delivery options, including further review of a new delivery model such as a third entity, as described earlier in the Strategic Case. However, this would represent a significant change and incur implementation costs. This will likely be a deeper level of integration over time, than under the Governance model.

This will bring benefits in terms of resilience, flexibility in access to resources, thus making it easier to deliver front line services such as joint response and early intervention and prevention. In delivering collaboration, the PCC and Chief Officer could act as drivers of change and transformation. However, maintaining two separate precepts may inhibit the level of collaboration that can be achieved to meet the PCC's vision of a truly integrated preventative service.

Figure 23: Degree of collaboration change under Single Employer

Early intervention and prevention	Whole-system fire and police preventative service model across targeted communities
Effective joint response	Wider service and system integration for control rooms
Shared support	Wider shared support / enabling services, where applicable e.g. joint IT systems. Also, shared learning and development
Aligned strategic commissioning	Integrated data and intelligence to support integrated strategic planning and response across communities

Based on the evidence provided in the Strategic Case about how single governance can accelerate decision-making, it is also considered that the pace of collaboration is more likely to increase. A single decision maker will ensure that there is aligned political will and ambition, supported by a single Chief Officer. Initial engagement with health partners has also indicated that a single governance approach could also simplify collaboration arrangements with other partners, reducing duplication.

A single decision maker will ensure that there is aligned political will and ambition and therefore there should be faster access to additional resource, bringing resilience to both fire and police services.

Over the longer term, staff teams working together over time would be likely to collaborate more, bringing more benefits and impacting on cultural barriers over time.

Figure 24 shows the assessment against the CSFs as described in the Strategic Case. This looks at the tests agreed, and reviews the degree to which benefits from collaboration could be accelerated through this option.

Figure 24: Assessment against CSF 1

		Likelihood of additional benefits to the status quo (low / medium / high)					
		Early intervention and prevention	Estates integration	Shared support services	Health collaboration	Other wider collaboration opportunities	Overall assessment
Single employer	Improves public safety and prevents vulnerability						H
	Brings efficiencies and resilience						H

Key

- High
- Medium
- Low

CSF 2: Brings benefits in terms of transparency and accountability


Test: The governance option can improve transparency, accountability, visibility, and consistency of decision-making for the public, stakeholders and NYP and/or NYFRS

There would be no material difference to the Governance model in terms of the operation of the PFCC role, however it is also possible that the existence of a single Chief Officer might also increase visibility. There would be increased public engagement through a directly elected PFCC who would put in place similar accountability arrangements for fire as exist currently for police. This can contribute to the increased effectiveness of emergency services to understand and meet public expectations. It would mean:

- Direct and joined-up access to PFCC and potentially the single Chief Officer through police and fire public surgeries (FRA matters are discussed currently at local NYCC Area Committee meetings), making it easier for the public to raise concerns.
- Easier access to public meetings (PCC's Corporate Performance, Delivery and Scrutiny is live streamed and questions can be posted on social media e.g. Twitter live, whereas the public can attend or pose questions in advance to the FRA).
- Independent technical resources within an OPFCC who would provide the capacity and capability to provide effective independent scrutiny and challenge to decision-making, although this would incur additional costs.
- Speed of decision-making is likely to increase as PCC formal governance is more frequent than the NYFRA with weekly and monthly decision-making meetings and there would only be one Chief Officer to engage with.
- It is likely to raise the public profile of fire governance, as the PCC role has been shown to raise the profile of police governance. There would be a single person responsible for fire and police governance, as well as for fire and police operational delivery, with a clear port of call for people to contact and a visible public presence.

Figure 25 shows the assessment against the transparency and accountability CSF, broken down by particular governance attributes. The option is assessed as medium because it will bring a material change to the status quo position on the governance attributes below.

Figure 25: Assessment against CSF 2



CSF 3: Is deliverable

Test: The governance option can be implemented successfully in terms of meeting the likely availability of funding, matching the level of available skills and capacity required for successful delivery and minimising delivery risks

This option represents a much greater change than the other options. As per the Governance model, a formal public consultation and secondary legislation would be required to enact the change, and staff consultation will be required to engage on, and manage the change, including engagement with unions and staff associations. The implementation would be complex, with two stages, first a move to the Governance model, and as a second phase the Single Employer model. This would bring with it complexities in implementation, including greater risk of industrial action. The fire unions, in particular the FBU, have highlighted in public documents that they do not agree with the Single Employer model. Staff may also see this as a significant upheaval at a time of other major change in both organisations. Should this translate into industrial action, it presents public safety risks.

There will be additional costs – a one-off implementation cost and ongoing costs. There will be an ongoing requirement for additional support to the OPFCC as part of the OPCC, to ensure that the PFCC can sustainably increase her remit. The Police and Crime Panel is also likely to need additional funding for the additional remit. There will also be one-off requirements for specialist implementation resources (e.g. programme and project management, consultation advice, professional HR and legal advice and additional audit costs).

Also the joint Chief Officer role will need the appropriate experience and skillset to have operational accountability for both fire and policing operations. This is untested at this stage as it has not been done in the UK before.

Figure 26: Assessment against CSF 3

Degree to which the option is deliverable (low / medium / high)				
CSF 3. Is deliverable	Meets the likely availability of funding	Matches the level of available skills and capacity required for successful delivery	Minimises delivery risks	Overall assessment
	Single employer			
				L

Key

- High
- Medium
- Low

CSF 4: Mitigates strategic risks

Test: The governance option can mitigate strategic risks with the option, including the loss of public trust, compromise to links with health, compromise to links with local government and risk of losing resilience

In line with the Governance model, closer integration and strategic joint commissioning of early intervention, prevention and response activities across fire and police, will present a greater opportunity for the police and other public sector partners to further benefit from the strong fire identity. It should also bring faster access to a greater number of resources, thus bringing further resilience.

Conversely, where fire are taking on more responsibilities as part of integrated services, there is a risk that activities are perceived to be involved in law enforcement and therefore there may be a risk of loss of trust – this risk would be greater under the Single Employer model than the Governance model (as described in the Strategic Case, similar roles have been abandoned in some parts of the US because of these concerns). This is because the same Chief Officer would cover both police and fire.

There is unlikely to be an impact on existing fire and police partnerships with other agencies and all collaboration opportunities would be subject to a detailed business case which would need to consider this risk. Conversely, closer fire and police governance may strengthen partnerships with other agencies or make it easier to engage with fire and police, particularly around place-based early intervention and prevention. Also, it may present new opportunities for partners, for example around planning the estate.

However, there is a long term risk that strategic commissioning becomes more geared towards achievement of police objectives than fire. Also, the PCC will need to put appropriate resource into maintaining links with Local Government (City of York, County and Districts). If this could be done in a joined up way, it would improve emergency services links overall.

If there is any integration of governance roles in the future as part of this option e.g. the Monitoring Officer or Section 151 Officer role, there is a risk of conflict of interests and appropriate governance processes would need to put in place to ensure separation of FRA and PCC roles within a single FTE.

Figure 27: Assessment against CSF 4

Degree to which the option mitigates strategic risks (low / medium / high)					
CSF 4. Mitigates strategic risks	Loss of public trust	Compromise to links with health	Compromise to links with local government	Risk of losing resilience	Overall assessment
	Single employer				

Key

- High
- Medium
- Low

4.5.4 Economic assessment

Table 26 represents the net change versus baseline costs as a result of a change in governance. Costs are shown as negative and savings are shown as positive in Table 26.

This option would achieve benefits of £9.2m over a 10 year period and an NPV of £7.5m.

Table 26: Single Employer model – economic assessment (£k)

Year	0	1	2	3	4	5	6	7	8	9	Total
Financial year	2017/18	2018/19	2019/20	2020/21	2021/22	2022/23	2023/24	2024/25	2025/26	2026/27	
Implementation costs - recurrent	-	-	(64)	(64)	(64)	(64)	(64)	(64)	(64)	(64)	(512)
Implementation costs - one-off specialist support	-	(195)	(195)	-	-	-	-	-	-	-	(389)
Direct governance benefit	-	-	100	100	100	100	100	100	100	100	800
Shared estates	-	-	(280)	(30)	70	220	270	210	290	290	1,040
Shared senior management posts	-	-	50	390	390	390	390	390	390	390	2,780
Shared enabled support services	-	-	690	690	690	690	690	690	690	690	5,520
Total	-	(195)	301	1,086	1,186	1,336	1,386	1,326	1,406	1,406	9,239
Total – direct	-	(195)	(159)	36	36	36	36	36	36	36	(101)
Total - indirect	-	-	460	1,050	1,150	1,300	1,350	1,290	1,370	1,370	9,340
NPV											7,500

4.5.5 Summary assessment of this option

The Single Employer model has been assessed above against the CSFs agreed in Section 3.4. A summary is shown below. In addition, we have developed an assessment against the tests in the Policing and Crime Act 2017 tests, based on the definition in Section 3.4.

Table 27: Summary qualitative assessment against CSFs and statutory tests

Critical success factors			Statutory tests	
Critical success factor	How the test is met	Single Employer (High / medium / low)	Economy / efficiency / effectiveness	Public safety ¹²¹
Accelerates scale, pace and effectiveness of collaboration	The governance option can accelerate and enable more effective collaboration and deliver tangible public safety and vulnerability prevention benefits to reduce harm, improve resilience and effectiveness, and increase value for money	H	✓✓✓	N/A
Brings benefits in terms of transparency and accountability	The governance option can improve transparency, accountability, visibility, and consistency of decision-making for the public, stakeholders and NYP and/or NYFRS	M	✓✓	N/A
Is deliverable	The governance option can be implemented successfully	L	N/A	✓
Mitigates strategic risks	The governance option can mitigate strategic risks	L	✓	✓
Net present value (£)		£7.5m	N/A	

4.6 Summary appraisal

Table 28 summarises the models from the perspectives of:

- Each of the CSFs, based on the commentary and high level L/M/H assessment;
- The economic appraisal (NPV £m);
- High-level assessment against the statutory tests.

The Governance Model and Representation Model are the options which rated highest against the CSFs, therefore are those most likely to deliver the benefits set out in the Strategic Case. The Do Nothing model does not represent a change, and the Single Employer model represents a number of significant risks and deliverability challenges. Assessment against the statutory tests also rates the Governance model more highly. From an economic point of view, both Governance and Single Employer are expected to bring higher levels of benefit versus other options, however the delivery risks outweigh the financial benefits on the Single Employer model.

¹²¹ It should be noted that this LBC does not seek to make a statement on public safety in relation to the degree to which collaboration or governance will directly impact on it. Therefore we will not make an assessment against CSF1 and CSF2. We will make an assessment of the degree to which deliverability and risk could impact on public safety on each option.

Table 28: Summary of evaluations

Critical success factors		Models			
Critical success factor	How the test is met	Do nothing	Representation	Governance	Single Employer
Accelerates scale, pace and effectiveness of collaboration	The governance option can accelerate and enable more effective collaboration and deliver tangible public safety and vulnerability prevention benefits to reduce harm, improve resilience and effectiveness, and increase value for money	L	L	H	H
Brings benefits in terms of transparency and accountability	The governance option can improve transparency, accountability, visibility, and consistency of decision-making for the public, stakeholders and NYP and/or NYFRS	L	L	M	M
Is deliverable	The governance option can be implemented successfully	H	H	M	L
Mitigates strategic risks	The governance option can mitigate strategic risks	M	H	H	L
CSF summary assessment		L - 2 M - 1 H - 1	L - 2 M - 0 H - 2	L - 0 M - 2 H - 2	L - 2 M - 1 H - 1
Net present value (£)		£0.1m	£1.3m	£6.6m	£7.5m
Assessment against statutory tests		[7] ✓✓ ✓✓ ✓✓ ✓	[9] ✓✓ ✓✓ ✓✓ ✓✓ ✓	[10] ✓✓ ✓✓ ✓✓ ✓✓ ✓✓	[8] ✓✓ ✓✓ ✓✓ ✓✓

A sensitivity analysis has also been carried out on the preferred option, the Governance option, to test whether the quantitative results stated above would change if the costs and quantitative benefits in the appraisal were to change. The following sensitivities were tested:

1. Recurrent implementation costs increase by 100%
2. Only 50% of the direct governance benefit and indirect collaboration benefits are achieved

Sensitivity 1, results in an NPV of £6.1m and therefore does not materially affect the appraisal. Sensitivity 2 results in an NPV of £3.5m which is still higher than the Representation option. In order for the Governance option to bring lower benefits than the Representation option, it would need to achieve less than ~15% of the modelled direct and indirect benefits in this business case. It should be noted that this reflects the quantitative benefits only.

4.7 Preferred model

Based on the assessment in sections 0 to 0 above, the Do Nothing model will continue the current pace and scale of change, furthering collaboration on the current ad hoc, tactical basis, but bringing no delivery or additional strategic risks. Stakeholders through this process have not considered this to be a viable option. Representation will bring some tangible changes, with a new Collaboration Committee, however this is not expected to drive a materially different step change in the level of collaboration and the type of governance employed. It is however low-risk.

The Governance model will bring a material change, with greater likelihood of joint commissioning strategies and greater flexibility in resourcing, bringing with it greater likelihood of achieving financial and non-financial benefits. Although this brings with it some risk, this is not believed to be as great as under the Single Employer model. The Single Employer model could bring greater benefits than the Governance model, however it also brings significant delivery and strategic risk. The Governance model therefore offers most of the benefits of the Single Employer model and at lower risk to implement.

Based on the assessment of the options against the critical success factors and the four tests the preferred option is therefore the Governance model.

In the following sections, we consider the Commercial, Financial and Management Cases for the preferred option.

5 COMMERCIAL CASE

The main commercial implications from adopting the Governance model for NYFRA are relatively straightforward and focus on the transfer of contracts, assets and liabilities from the old FRA to the new FRA, led by the PCC. This transfer will take place through a statutory transfer scheme.

In addition, the disbanding of the current NYFRA will affect existing contractual arrangements with North Yorkshire County Council for the provision of finance services, committee and legal services. The Office of the PFCC will take on these responsibilities, using in-house staff with external support as required, although there may need to be transitional arrangements in place with NYCC.

The Governance model requires NYFRS staff to transfer from the existing FRA as their employer, to the new FRA, led by the PCC, under Cabinet Office Statement of Practice (COSoP).

5.1 Commercial implications

5.1.1 Context

Contracts that support delivery of policing in North Yorkshire are held by the PCC, and contracts associated with delivery of Fire and Rescue Services are held by NYFRA. There will be no change to policing contracts. Existing Fire and Rescue Authority contracts will need to be transferred to the new PFCC.

To give effect to the Governance model, the Policing and Crime Act 2017 gives the Secretary of State the power to make an order which makes the PCC the FRA for the area covered by the order. The order will also provide for the creation of a corporation sole as the FRA. This arrangement is intended to *“preserve the distinct legal identity of the fire and rescue service by creating the PCC-style FRA as a separate corporation sole, rather than transferring the fire and rescue functions to the PCC”*.¹²²

If the Secretary of State makes an order which makes the PCC the FRA for the area covered by the order, she may also make schemes transferring property, rights and liabilities from an existing FRA to the new PCC-style FRA (Section 4C (2) of the Fire and Rescue Services Act 2004, as inserted by paragraph 5 of Schedule 1 to the Act).

Assets and liabilities that can be transferred under a transfer scheme include:

- Property and rights and liabilities which could not otherwise be transferred
- Property acquired, and right and liabilities arising, after the making of the scheme
- Criminal liabilities

References to “property” above include the grant of a lease.

¹²² HM Parliament (2016) Policing and Crime Bill: Explanatory Notes, para 307

5.1.2 Commercial implications for the Governance model

This section outlines the high-level commercial implications of the Governance model.

- There will be a need for further examination of all existing assets, liabilities and contracts held by NYFRA to understand if there are complexities created by the transfer to the new PCC-style FRA, such as restrictions on novation or change control. This can take place in parallel with the public consultation but may increase the timescales and costs of transfer. The initial review of contracts suggest that this is low risk (subject to more detailed assessment of the Easingwold training centre PFI contract).
- As the PFCC takes over the role of NYFRA, this will mean disbanding the current Authority and its sub-committees. The additional scrutiny responsibilities of the PCC will be supported by the OPFCC.
- NYFRA currently purchases support services from third party organisations and these contracts will need to be novated or ended. This includes contracts with NYCC for the provision of finance services, committee and legal services. It is assumed these will transfer to the PCC to begin with.
- The OPFCC will conduct a full review of its structure in order to meet its future requirements. The current expectation is that services will continue to be delivered in-house, with external support (such as legal services) purchased as and when required.

In the longer term, if enabling support services are brought together through collaboration arrangements, some of the supporting contracts may also change. The PCC has retained responsibility for some enabling back office services (estates and logistics, technology, organisation and development and corporate communications). As described in the economic case, there may be the potential in the future to bring additional fire services into these arrangements to achieve further benefits. Further work would be needed to full understand the commercial implications of any change involving enabling services. There will also be commercial and contractual implications of making better use of the joint estate that will need to be understood and implemented depending upon the approach taken.

5.2 Potential staffing implications

Under the Governance model, all fire and rescue staff will transfer from the current NYFRA to the new FRA, led by the PFCC. The transfer will take place via the transfer scheme described in 5.1.1 (because references to 'rights and liabilities' includes rights and liabilities under an employment contract). The transfer will be governed by the Cabinet Office Statement of Practice (COSoP), protecting the terms and conditions of staff.

It will be for the PFCC and its Executive Board to consider whether any specific collaboration projects may require changes to standard terms and conditions – to improve public safety, effectiveness or efficiency – or whether the same result can be achieved by a collaboration agreement between the new FRA and Police with staff working together on different terms and conditions. Any additional changes will be subject to appropriate consultation.

Without standardisation, where staff are doing the same job, there could potentially be claims for breach of trust and confidence or equal pay. Initial legal advice obtained by the Police and Crime Commissioner for Essex suggests that such claims will be unlikely to succeed under the Governance model; however legal advice will need to be obtained for the local situation.

These issues will need to be considered as part of the wider collaboration programme, but under the requirements to consult during the transfer process, it is likely that unions and staff associations will seek assurances on terms and conditions.

5.3 Consultation implications

Under the Policing and Crime Act (2017), the PCC is obliged to consult publicly on any LBC exploring options for changes to the governance of the Fire and Rescue Service. As such, consultation – its scale, length, content and resource requirements – are key issues to consider when making decisions around the

LBC and potential implementation of change. Set out below are some high level consultation implications that will require consideration:

- Transparency – all consultation plans – including the draft LBC are supported by clear communication materials for staff, stakeholders and public;
- Genuine commitment to consult and listen to different voices – using defined and varied communication forums and channels across different platforms – designed to reach different audiences;
- Sufficient resources committed to delivering meaningful consultation – using communications resources across OPCC, Police and Fire – with possible need for additional resources;
- A sufficient consultation period for the public, local authorities and staff to be consulted– as stipulated by the Act;
- Ability to measure and evidence – building into consultation planning the ability to measure – in order to evaluate and evidence depth and breadth of consultation;
- Overall objective – all communications around the LBC (internally and externally) should be geared towards delivering a successful public consultation process which has the confidence of key stakeholders in North Yorkshire.

6 FINANCIAL CASE

This Financial Case shows that the cost of implementing the Governance model is affordable within current budgets. We estimate that the direct costs of implementation will be £121k. These costs will be funded through the OPCC's earmarked reserves, and offset by a saving in operational costs as a direct result of a change to the Governance model of £100k per annum.

6.1 Note about the Financial Case

The figures quoted in the Financial Case differ from those in the Economic Case because they include inflation. Figures in the Economic Case are presented at current prices (excluding inflation). For clarity, both sets of figures are shown here, however those including inflation should be used for the purposes of informing affordability and funding.

Note that VAT is also typically included in the Financial Case, but is not included here as the OPCC can recover VAT.

6.2 Implementation costs of the Governance model

The tables below show the estimated implementation costs. For comparison to the Economic Case, these are shown with and without inflation.

Table 29: Implementation costs and savings (£k, excluding inflation)

Financial year	17/18	18/19	19/20	20/21	21/22	22/23	23/24	24/25	25/26	26/27	Total
Implementation costs - recurrent	-	(64)	(64)	(64)	(64)	(64)	(64)	(64)	(64)	(64)	(576)
Implementation costs - one-off	(60)	(60)	-	-	-	-	-	-	-	-	(121)
Direct benefit - governance	-	100	100	100	100	100	100	100	100	100	900
Total direct implementation costs	(60)	(24)	36	36	36	36	36	36	36	36	204

Table 30: Implementation costs and savings (£k, including inflation)

Financial year	17/18	18/19	19/20	20/21	21/22	22/23	23/24	24/25	25/26	26/27	Total
Implementation costs - recurrent	-	(66)	(68)	(69)	(70)	(72)	(73)	(75)	(76)	(78)	(646)
Implementation costs - one-off	(61)	(62)	-	-	-	-	-	-	-	-	(124)
Direct benefit - governance	-	104	105	108	110	112	114	116	119	121	1,009
Total direct implementation costs	(61)	(25)	38	39	39	40	41	42	43	44	240

All of the implementation costs are expected to be resource costs. Unless the PCC is able to secure Government funding for these costs, they will need to be met from the budgets of each organisation, with the majority likely to fall to the OPCC.

6.3 Impact of enabled net benefits

In addition to the direct costs and benefits outlined above, the indirect benefits from shared estates and shared enabling support services will further improve the financial position. The tables below show the estimated net benefit.

Table 31: Indirect costs and savings (£k, excluding inflation)

Financial year	17/18	18/19	19/20	20/21	21/22	22/23	23/24	24/25	25/26	26/27	Total
Enabled benefit - shared estates	-	(280)	(30)	70	220	270	210	290	290	290	1,330
Enabled benefit - shared senior management posts	-	25	50	250	250	250	250	250	250	250	1,825
Enabled benefit - shared enabled support services	-	350	450	550	550	550	550	550	550	550	4,650
Total benefits (direct and enabled)	-	95	470	870	1,020	1,070	1,010	1,090	1,090	1,090	7,805

Table 32: Indirect costs and savings (£k, including inflation)

Financial year	17/18	18/19	19/20	20/21	21/22	22/23	23/24	24/25	25/26	26/27	Total
Enabled benefit - shared estates	-	(290)	(32)	75	241	302	240	338	344	351	1,570
Enabled benefit - shared senior management posts	-	26	53	269	274	280	285	291	297	303	2,078
Enabled benefit - shared enabled support services	-	363	475	591	603	615	628	640	653	666	5,235
Total benefits (direct and enabled)	-	98	496	935	1,119	1,197	1,153	1,269	1,294	1,320	8,882

6.4 Impact on medium term financial forecasts

The overall impact of the direct and indirect costs and benefits are shown below. As the estimates are high level at this stage, we have not tried to estimate where the costs and benefits would fall. The majority of the costs and benefits would be resource and professional fees, but there would also be capital costs. All collaboration opportunities would be subject to individual business cases.

Table 33: Total direct and indirect costs and benefits (£k, including inflation)

Financial year	17/18	18/19	19/20	20/21	21/22	22/23	23/24	24/25	25/26	26/27	Total
Implementation costs - recurrent	-	(66)	(68)	(69)	(70)	(72)	(73)	(75)	(76)	(78)	(646)
Implementation costs - one-off	(61)	(62)	-	-	-	-	-	-	-	-	(124)
Direct benefit - governance	-	104	105	108	110	112	114	116	119	121	1,009

Enabled benefit - shared estates	-	(290)	(32)	75	241	302	240	338	344	351	1,570
Enabled benefit - shared senior management posts	-	26	53	269	274	280	285	291	297	303	2,078
Enabled benefit - shared enabled support services	-	363	475	591	603	615	628	640	653	666	5,235
Total net benefit (direct and enabled)	(61)	73	534	974	1,158	1,238	1,194	1,311	1,337	1,364	9,122

6.5 Impact on the organisations' financial positions

The Governance model would give the PCC influence over the budget of NYFRA as well as control over assets:

- Total budgets of £169m, based on 2016/17 budgets of £29m for NYFRA and £140m for PCC
- Total long term property, plant and equipment assets of £80m¹²³, £38m of which are for NYFRA and £42m for PCC

Applying inflation to these 2016/17 figures, the total annual expenditure that could be controlled by the PFCC would be of the order of £175m in 2018/19:

Table 34: Summary forecasts for the organisations (£m including inflation)

Financial year	2018/19
NYFRA gross expenditure	30
PCC gross expenditure	145
Total expenditure potentially overseen by PFCC	175

More detailed work would be required on aspects of the financial case before submission of a business case to the Home Office. These include consideration of any pension issues, impact on budgets of each organisation and any changes to shared staff roles.

¹²³ Based on 15/16 Accounts

7 MANAGEMENT CASE

The Management Case describes the arrangements and plan for managing implementation of the Governance model, including the governance arrangements, plans, stakeholder, risk and benefits management arrangements and an equalities impact assessment.

7.1 Governance and project management arrangements

The implementation of the governance changes will be led by the CEO of the OPCC who will manage the change process internally. However, it may be necessary to commission specialist professional advice during the consultation process. Project teams will also need to be established in NYP and NYFRS and a formal project governance structure established to oversee the implementation, including alignment with other transformation activity.

There will need to be some recruitment activity within the OPCC to enable the PCC to exercise new responsibilities.

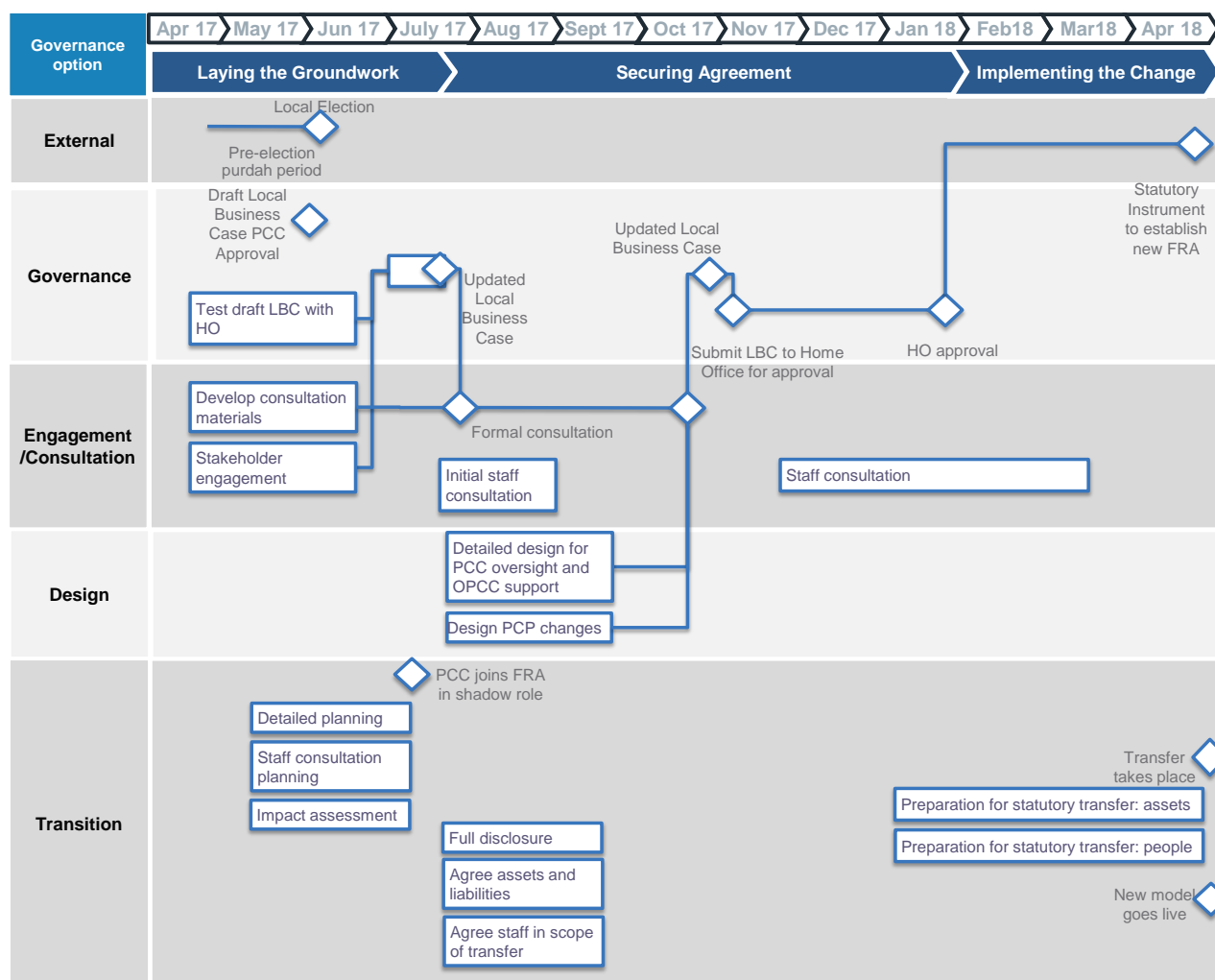
Prior to implementation a detailed design of the PFCC oversight structure for fire and rescue will need to be developed and agreed with the representative bodies, to ensure the equivalent level of access to people and data continues, and they are able to fully represent their members. Assurances in relation to the protection of terms and conditions upon transfer may also need to be made by the PCC.

7.2 Implementation plan

Figure 28 shows the likely timescales for implementation of the Governance model of approximately 10 months. However, this estimate is based on gaining local agreement to the change.

Without local agreement, independent scrutiny of the business case would be required. In these circumstances, we estimate that it may take a further three months to implement this option. However, given the need to align changes with budgetary cycles, it is likely to delay implementation to October 2018, a delay of six months.

Figure 28: Governance model high level implementation plan (with local agreement)



This plan is based on the following assumptions:

- The PCC will engage with NYFRA through the second quarter of 2017 on the emerging proposals alongside the further development of proposals and plan, including consultation documents, in order to be ready for formal consultation at the earliest opportunity.
- Satisfactory informal feedback from the HO is received following the general election purdah period post 9 June 2017.
- The PCC will go out to consultation, with staff, the local authorities, other stakeholders and members of the public across North Yorkshire. The consultation period will be 10 weeks.
- Following the completion of the consultation period and appropriate consideration of the feedback received, a revised business case will be submitted to the Home Office for the Home Secretary's consideration and requested approval.
- Home Office consideration of the LBC will take three months.
- Implementation of the Governance model will require the creation of a new Fire and Rescue Authority by statutory instrument. The Policing and Crime Act 2017 gives the Secretary of State the power to make an order which makes the PCC the FRA for the area covered by the order. The order will also provide "for the creation of a corporation sole" as the FRA for the area specified in the order (see new Section 4A of the Fire and Rescue Services Act 2004, as proposed to be inserted by paragraph 5 of Schedule 1 to the Bill). Finalisation of the Order may take two to three months.
- A statutory transfer scheme will be required to move staff, contracts and assets to the new FRA. We have assumed a staff consultation process of three months.

- For clarity of accounting, implementation of the governance changes should take place either at the start of the financial year (April) or the half year point (October). The former would be easier but the latter is feasible.
- Based on current assumptions the earliest target implementation date for the new governance arrangements is April 2018.

On transfer, work will begin to realise the ideas set out in this business case.

- A Police, Fire and Crime Plan will be developed that would set out how efficiency and effectiveness could be improved in order to protect frontline services.
- Business cases, including staff and union consultations, would be developed for community safety and prevention services and to create a third entity to provide enabling services to NYP and NYFRS.
- The estates strategies of both organisations would be reviewed to develop a single 'community safety estate' strategy that would seek to bring in other partners as well.
- Data analysis and the implementation of data sharing structures would be put in place to strengthen collaborative working.
- A change review would be initiated to start discussions around the future senior management structure of NYFRS to identify where efficiencies might be made, though this would be implemented through natural attrition.

7.3 Stakeholder engagement

Implementation of the changes will rely on ongoing engagement with stakeholders, staff and trade unions. For the proposal to move forward, it will require further engagement with:

- **Local authorities** – formal approval is needed from NYCC and City of York for the proposals to be submitted to the Home Secretary without independent scrutiny. There will need to be time built into the consultation for the two Tier One councils to meet formally and decide their position. District Councils will also need to be consulted through the consultation process.
- **NYFRA** – Senior representatives of NYFRA have been consulted during the development of this LBC and continuing engagement will be required during implementation.
- **NYFRS** – Senior representatives of NYFRS have also been consulted during the development of this LBC and additional engagement will be required during implementation, as well as support in helping to manage engagement and communication with FRS staff.
- **Staff** – All staff working for NYFRS/NYFRA will be affected by any change in governance. Whilst some of the knock-on effects may be in perception alone this should not be underestimated and so engagement (and therein consultation) with this key group and representative bodies will be vital.
- **Police and Crime Panel** – discussion will be needed on the extended role and remit of the Police and Crime Panel and how this will work and potentially funded in practice.
- **Home Secretary** – If a decision is taken to proceed with the Governance model, following scrutiny of the LBC by the Home Office, it will be for the Home Secretary to consider and, if appropriate, approve the proposed change and the associated statutory instrument to give effect to the change.
- In addition, the development of more detailed proposals will benefit from a wider range of stakeholder input from the public, county, city and district councils, local members of parliament and other local and regional partners before and during the public consultation exercise.

7.4 Risk management

Proactive risk management will form part of the transition to the Governance model, building on existing risk management arrangements adopted by the OPCC for current transformation activity in NYP. This means:

- Establishing and maintaining a risk log;
- Ensuring that each risk is owned by a named responsible individual;

- Carrying out regular risk reviews and setting target dates for mitigation;
- Providing strategic oversight of risks and mitigation by appropriate governance bodies based on clear thresholds for escalation.

It should be noted that any plans will maintain at a minimum the existing Fire Cover Review and IRMP requirements, and there will be no change to the NYFRS IRMP on transfer.

The following risks are associated with the PCC implementing the Governance model.

Table 35 - Risks and mitigations

Risk	Owner	Mitigation
Senior management distraction during the implementation of changes	OPCC CEO CC and CFO	<ul style="list-style-type: none"> • Appoint appropriate governance to monitor the progress of implementation and balance demands against other priorities.
Requirement to transfer fire staff employment to new Fire and Rescue Authority, via a statutory transfer, causes industrial relations problems	PCC and CFO	<ul style="list-style-type: none"> • Early and ongoing engagement with staff and representative bodies. • Clear messaging that terms and conditions will be protected in the transfer.
That contract provisions, assets or liabilities are not well understood prior to transfer and therefore unforeseen costs arise post-implementation or unexpected delays in implementation occur	OPCC CEO	<ul style="list-style-type: none"> • A phase of due diligence will need to be undertaken during implementation, including detailed review of the PFI contract to ensure that novation clauses and existing commitments are understood
Oversight of fire performance is overshadowed by the requirements of police oversight	OPCC CEO	<ul style="list-style-type: none"> • Design of OPCC arrangements to extend robust oversight to the Fire and Rescue Authority.
Insufficient public scrutiny of the PCC's performance in respect of Fire by the Police and Crime Panel	PCP	<ul style="list-style-type: none"> • Identify the changes that would be required to the remit of the NY Police and Crime Panel, including discussions with the Chair of the Panel, to ensure robust scrutiny of the PCC in relation to Fire.
PCC inherits plans for NYFRS part way through the financial year that have the wrong priorities or are unaffordable	PCC CFO	<ul style="list-style-type: none"> • PCC to seek observer status on NYFRA in advance of the changes to ensure visibility of planning processes.
Costs of change are higher than estimated	OPCC CEO CFO	<ul style="list-style-type: none"> • Costs are tested during the implementation phase and updated prior to submission of the business case to the Home Office

7.5 Benefits management

Implementation of the changes will also need to be underpinned by proactive benefits management arrangements to ensure that the identified benefits are realised – but are challenged robustly to ensure they are real and tangible. At some point during the process they will be subject to external scrutiny and may eventually be scrutinised nationally through, for example, the National Audit Office and Public Accounts Committee. These arrangements will need to be overseen by appropriate governance arrangements which will have regard to the two types of benefit, detailed in the Economic Case above:

- Governance benefits (i.e. those benefits directly associated with improvements in the governance of the Fire and Rescue Service)
- Collaboration benefits (i.e. those benefits that flow from collaboration between the two services, which are enabled and more likely to be realised as a result of the governance changes)

The approach to benefits realisation includes:

- Establishing a benefits register;

- Identifying clear owners with responsibility for benefits realisation;
- Developing common benefits realisation plans;
- Regular review processes and challenge arrangements.

7.6 Equalities impact assessment

The Equalities Impact Assessment (EIA) is concerned with anticipating and identifying the equality consequences of a particular policy/service initiative and ensuring that as far as possible any negative consequences for a particular group or sector of the community are eliminated, minimised or counterbalanced by other measures.

Our initial view is that the proposed governance changes will not affect – directly or indirectly -any particular group or sector of the community differentially. The intention is to increase the level of public visibility and accountability in the governance of the Fire and Rescue Service through the new governance arrangements including the revised operation of the North Yorkshire Police and Crime Panel and the forms of public accountability that are associated with the office of PCC.

However, this point will need to be tested through the public consultation and the PCC will need to use this feedback as evidence to input to an EIA as part of the updated Local Business Case that will be submitted to the Home Office for final approval.

8 APPENDICES

8.1 Governance costs

8.1.1 NYFRA governance costs

Total annual costs of NYFRA's Corporate and Democratic Services is £278k per annum (based on 15/16 data). Direct expenditure is £149k. £127k of the total expenditure is indirect and relates to corporate recharges including the following:

- Finance and payroll (includes the S151 Officer role, the bulk of which is supporting senior management in preparation for papers for FRA)
- HR
- Management
- Overheads
- IAS adjustments

The above corporate recharges are calculated on the basis of staffing numbers and therefore are believed to overstate the true cost of governance. The section below is an NYFRA estimate of delivering governance services for the FRA.

Adjusted 15/16 governance costs

The first table below shows the total direct governance costs. The second below shows an adjustment based on legal services, which includes both legal advisory services to the NYFRA as well as Monitoring Officer costs, and therefore has been adjusted to reflect the Monitoring Officer role only.

Figure 29: NYFRA governance costs

Baseline 2015/16 FA governance costs		Notes
Members direct costs	76,130	Allowances for members
Members training	27	
Bank charges	1,023	
External audit fees	31,927	
Finance SLA	7,210	
Legal Services SLA	11,527	Includes Monitoring Officer role, member related services and general NYFRS legal costs (i.e. those which are not governance related). Monitoring Officer role is charged on an hourly rate for attendance at meetings.
Committee Services SLA	21,488	Support costs in relation to the FA, charged at an hourly rate (includes team, printing etc.)
Total	149,332	

Source: as provided by NYFRS

Adjusted Baseline 2015/16 FA governance costs		Notes
Members direct costs	76,130	
Members training	27	
Bank charges	1,023	
External audit fees	31,927	
Finance SLA	7,210	
Legal Services SLA	1,153	Assumption, based on NYFRA estimates. The majority of this cost is legal expenses for the NYFRS in relation to employment issues. NYFRA has made an assumption that 10% is the Monitoring Officer time spent on NYFRA governance.
Committee Services SLA	21,488	
Total	138,957	

Assumptions based on Representation option

No change to the above adjusted baseline

Assumptions based on Governance (or Transfer of Functions) or Single employer option

2015/16 FA governance costs		Notes
Members direct costs		No member costs as the Fire Authority remit will be part of OPFCC
Members training		No member training as the Fire Authority remit will be part of OPFCC
Bank charges	1,023	
External audit fees	31,927	Still need separate accounts
Finance SLA	7,210	
Legal Services SLA		It is assumed that this role could be subsumed within the PCC Monitoring Officer role
Committee Services SLA		Meetings would no longer exist in current form
Total	40,160	

Governance change benefits (98,797)

8.1.2 OPCC costs

It should be noted that the costs of governance of the NYFRA and PCC are not directly comparable. A significant amount of the FRA's statutory responsibilities are delegated to officers who are authorised to discharge specific functions, whereas the PCC has a small team that manages day to day responsibilities as well as independent scrutiny of the constabulary and the chief constable.

Figure 30: OPCC costs

PCC FOR NORTH YORKSHIRE CORPORATION SOLE (OPCC)	
PRIVATE OFFICE FOR POLICE AND CRIME COMMISSIONER (OPCC)	
PCC Direct Costs	
PCC Salary costs including pension and NI contributions	79,000
PCC Travel and Subsistence e.g. mileage	9,500
PCC Telephony and Comms	400
Deputy PCC Salary costs including pension and NI contributions	52,000
OPCC - Staffing Costs	
Private Office Staffing	300,000
Other staffing costs - Travel	9,000
Other staffing costs - Subsistence	500
Courses and Conferences	4,500
Other staffing costs - Recruitment	5,000
OPCC - Premises and Office Activities	
Running Costs - Office Expenses	9,570
Accommodation - Premises Costs	32,840
Communications and IT Costs	10,000
PCC Private Office Total	512,310
STATUTORY OFFICER FUNCTIONS	
Chief Finance Officer (CFO - M Porter) - Employment & travel costs	50,500
Chief Executive Officer (CEO - J Carter)	145,000
CEO - APCCCE subscription	1,000
CEO - Travel & Subsistence	2,500
CEO - Communication	500
Courses and Conferences	1,000
Miscellaneous incl PATS Subscriptions	3,000
Independent Audit Committee Travelling	1,500
Independent Panel Members	1,500
Custody Visitors	8,500
External Audit	32,430
Internal Audit	34,000
APCC subscription	23,000
Statutory Officer Functions Total	304,430
SERVICES TO THE COMMUNITY	
Community Engagement - Hire of Premises	2,000
Community Engagement - Public Relations incl Web Site	10,000
Community Engagement - Conferences that the PCC organises	2,500
Community Engagement - Public Engagement	75,331
Community Engagement - Community Projects	2,000
Community Engagement - Interpreters for meetings	1,000
CAP - Honoraria	500
CAP - Travel	500
Services to the Community Total	93,831
TOTAL PRIVATE OFFICE FOR POLICE AND CRIME COMMISSIONER (OPCC)	910,571

8.2 NYFRA committee meetings

Table 36: NYFRA Committees

Committee	Meeting Frequency	Terms of Reference
Audit and Performance Review Committee	4 per year	<p>1) To monitor, and report to the Authority on, the performance of the Service against:</p> <ul style="list-style-type: none"> • The standards set by Government, including the National Fire and Rescue Framework and the Authority. • The Authority's Code of Governance in terms of implementation and compliance. <p>2) To develop and review the Authority's Business Management Framework, incorporating the Risk Management, Performance Management and Project Management frameworks, and to monitor the performance of the Authority against them.</p> <p>3) To oversee the work of Internal Audit and consider its findings.</p> <p>4) To oversee the work in respect of improvement planning and the Service's involvement in partnerships.</p> <p>5) To oversee the work in respect of specific service improvement reviews and associated improvement plans.</p> <p>6) To approve the final accounts.</p> <p>7) To consider the External Auditors' Management Letter, Audit Plan and any consequent reports and to report to the Authority on any action it considers necessary to take as a consequence of those issues.</p> <p>8) To monitor the exercise of delegated powers by officers.</p> <p>9) To develop and review the Authority Members' development programme.</p> <p>10) To oversee the production of the Authority's Annual Governance Statement and to make recommendations thereon to the Authority.</p> <p>11) To ensure effective scrutiny of the Treasury Management Strategy and Policies (as required by the CIPFA Code of Practice on Treasury Management).</p> <p>12) To carry out the Authority's standards functions, with a sub-committee of the Committee being responsible for standards and standards complaint handling issues.</p>
Standards Sub-Committee	2 per year	<p>1) To be responsible for standards and standards complaint handling issues.</p> <p>2) To have a role in relation to issues raised by or in relation to persistent and/or vexatious complainants.</p> <p>3) To grant dispensations to Members and Co-opted Members under the Local Ethical Framework, after consultation with the Independent Person. (Power to grant dispensations has been delegated to the Monitoring Officer, after consultation with the Independent Person, where the timescales are such that a Standards Sub-Committee meeting cannot be convened and where the Monitoring Officer has consulted every available Member of the Standards Sub-Committee, all of whom consent to the granting of the dispensation.)</p>
Pensions Board	1 per year	<p>The purpose of the Board is to assist North Yorkshire Fire and Rescue Authority in its role as a scheme manager of the Fire Fighters Pension Scheme. Such assistance is to:</p> <ol style="list-style-type: none"> a) secure compliance with the Regulations, any other legislation relating to the governance and administration of the Scheme, and requirements imposed by the Pensions Regulator in relation to the Scheme and; b) ensure the effective and efficient governance and administration of the Scheme.
Appeals Committee	Ad hoc	<p>To hear and determine appeals against the decision of officers, where provision exists for appeals to a Member level body, in respect of:-</p> <ol style="list-style-type: none"> a) dismissals; b) individual grievances (Principal Officers only); c) awards under the Firefighters' Pension Scheme.

Committee	Meeting Frequency	Terms of Reference
Appointments Committee	Ad hoc	<ol style="list-style-type: none"> 1) To exercise the functions set out below in respect of the Chief Fire Officer/Chief Executive and his/her Directors. 2) To determine an appropriate recruitment package within existing policies as regards salary, benefits and removal expenses in respect of vacancies in the above posts. 3) To appoint, as necessary, any recruitment consultants in respect of vacancies in the above posts. 4) Where a vacancy occurs in one of the above posts, to:- <ol style="list-style-type: none"> a) interview all applicants who meet the Personal Qualities and Attributes, and National Occupational Standards relevant to the post; or b) select a short-list of suitable applicants and interview those on that list; and (in either case) c) having carried out such interviews, either appoint one of the candidates to the vacancy, or decide not to appoint any of the candidates, but instead to take such further action in relation to the filling of the post as the Committee may determine. 5) To evaluate, from time to time, with the support of the Head of Human Resources as technical adviser, the terms and conditions of the above posts and make necessary changes to them.

8.3 Existing NYFRS and NYP collaboration

8.3.1 Collaboration between NYFRS and NYP

Table 37: NYP and NYFRS collaboration

Collaboration initiative	Partners	Detail
Transport and Logistics - Thirsk	NYP and NYFRS	Co-location of NYP and NYFRS Transport and Logistics functions.
Shared Transport and Logistics Manager	NYP and NYFRS	Shared post across NYP and NYFRS on a fixed term basis. This arrangement was ended by NYFRS on 31/03/17, but as of 15/06/17 discussions have restarted.
Co-location and estates sharing	NYP and NYFRS (possibly YAS)	Co-location of fire and police at Bedale since 2003. Plans in place for co-location of fire and police at Ripon, possibly with the Ambulance Service.
Integrated Community Safety Hub - Scarborough	NYFRS, NYP and other agencies	NYFRS Community Safety Officers, NYP and other agencies work out of the centrally located town hall and as such are able to communicate more effectively with one and other when providing a multi-agency approach to preventative measures and other issues. The success at Scarborough is now being extended into other areas with the creation of hubs in York, Harrogate and Selby.
Driver training – Coxwold House, Easingwold	NYP and NYFRS	Relocation of police driver training to the NYFRS training centre in Easingwold (a PFI site with an adjacent building that has spare capacity).
Procurement	NYFRS and NYP	Joint procurement for some services.

8.3.2 NYFRS collaboration (excluding collaboration with police)

Table 38: NYFRS collaboration excluding NYP

Collaboration initiative	Partners	Detail
Cornwall Control and Mobilising	Cornwall FRS	<ul style="list-style-type: none"> • Cornwall's Control Room receives calls and dispatches resources on behalf North Yorkshire (and vice versa), during busy periods.
Joint Fire Investigation Team	NYFRS, WYFRS, SYFRS, HFRS	<ul style="list-style-type: none"> • The regional fire investigation team comprises officers from each of the constituent fire authorities.
Emergency First Responders	NYFRS and YAS	<ul style="list-style-type: none"> • A pilot scheme designed to provide immediate first aid to people in life-threatening medical emergencies who live in rural communities. Uses a Retained Duty System, or 'on-call firefighters,' who already live and work in outlying areas, being deployed in a first responder capacity to medical emergencies in addition to ambulance crews. The firefighters will be deployed by YAS in the role of an Emergency First Responder to Red category calls, such as cardiac arrest patients, to provide time-critical care.
Financial services	North Yorkshire County Council	<ul style="list-style-type: none"> • SLA with the Council to provides some aspects of Treasury Management (i.e. investment of balances and TM Advisor), provision of the General Ledger and also Insurance advice and claims handling service.
Legal services	North Yorkshire County Council	<ul style="list-style-type: none"> • SLA to provide legal advice and democratic services (Authority secretariat)
Pensions administration (operational staff)	West Yorkshire Pension Fund	<ul style="list-style-type: none"> • SLA
Pensions administration (non-operational staff) and payroll	North Yorkshire County Council	<ul style="list-style-type: none"> • SLA
A joint tender for Property Valuations	NYFRS, HFRS, NYP, SYP, WYP and Humberside Police	<ul style="list-style-type: none"> • Carter Jonas won the contract.
Operational guidance	NYFRS, WYFRS, SYFRS, HFRS	<ul style="list-style-type: none"> • A virtual team developing operational guidance, delivered through the regional FRS meeting structure
Hazardous Materials and Environmental Protection Officers	NYFRS, WYFRS, SYFRS, HFRS	<ul style="list-style-type: none"> • Regional delivery of training and regional response arrangements in place

8.3.3 NYP collaboration (excluding collaboration with police)

Table 39: NYP collaboration excluding NYFRS

Collaboration initiative	Partners	Detail
Dogs Support Unit	Evolve – Cleveland, Durham and NYP	<ul style="list-style-type: none"> • Live as of 1 August 2016
Director of Collaborative Legal Services	Evolve – Cleveland, Durham and NYP	<ul style="list-style-type: none"> • Appointment commences 30 January 2017.
Legal Services Collaboration	Evolve – Cleveland, Durham and NYP	<ul style="list-style-type: none"> • Business case for a shared legal services provision to be developed once Director of Collaborative Legal Services is in post.
Major Investigation Team	Evolve – Cleveland and NYP	<ul style="list-style-type: none"> • Live as of 1 November 2016

Collaboration initiative	Partners	Detail
Substance Misuse Testing Service	Northumbria and NYP	<ul style="list-style-type: none"> Ends April 2018
Procurement	YatH (HP, NYP, SYP, WYP)	<ul style="list-style-type: none"> SYP is the lead force (since 2013)
Scientific Support	YatH (HP, NYP, SYP, WYP)	<ul style="list-style-type: none"> WYP is the lead force
Underwater Search	YatH (HP, NYP, SYP, WYP)	<ul style="list-style-type: none"> In place from September 2012, Humberside is the lead force
Odyssey	YatH (HP, NYP, SYP, WYP)	<ul style="list-style-type: none"> WYP is the lead force. Includes the Regional Organised Crime Unit, Intelligence Unit, Cyber Crime Unit, Protected Persons Unit, Asset Recovery Team and Government Agency Intelligence Unit.
Regional Asset Recovery Team	NE Region (Cleveland, Durham, HP, Northumbria, NYP, SYP, WTP)	<ul style="list-style-type: none"> WYP is the lead force, through Odyssey (above)
Regional Intelligence Unit	YatH (HP, NYP, SYP, WYP)	<ul style="list-style-type: none"> Work commenced December 2015, blueprint for an Early Help Safeguarding and Support hub expected March 2017.
Firearms Training	YatH (HP, NYP, SYP, WYP)	<ul style="list-style-type: none"> SYP is the lead force (since 2013)
Fleet	YatH (HP, NYP, SYP, WYP)	<ul style="list-style-type: none"> Regional Fleet Board
Technical Support Unit Direction and Control	YatH (HP, NYP, SYP, WYP)	<ul style="list-style-type: none"> WYP has direction of control of all resources
Core Capabilities	YatH (HP, NYP, SYP, WYP)	<ul style="list-style-type: none"> WYP is leading on the development of a business case for TSU, UCOL, UCF and OCG Mapping.
Disaster Victim Identification	NE Region (Cleveland, Durham, HP, Northumbria, NYP, SYP, WTP)	<ul style="list-style-type: none"> Regional DVI service, live as of 1 May 2016
CBRN	NE Region (Cleveland, Durham, HP, Northumbria, NYP, SYP, WTP)	<ul style="list-style-type: none"> Regional CBRN response. Go live began in May 2016, due to go live fully alongside national rollout of SOR in 2017.
Forensic Services	NE Region (Cleveland, Durham, HP, Northumbria, NYP, SYP, WTP)	<ul style="list-style-type: none"> Joint contract established November 2015
Special Branch and CT	NE Region (Cleveland, Durham, HP, Northumbria, NYP, SYP, WTP)	<ul style="list-style-type: none"> National review ongoing
National Police Air Service	Cleveland, Durham, NYP, SYP, WYP and NPAS	<ul style="list-style-type: none"> National collaboration in place since July 2015
ESMCP	All forces	<ul style="list-style-type: none"> Airwave replacement system, YatH forces working together to implement during 2017/18.

8.4 Collaboration opportunity assessment – prioritisation matrix

The matrix below shows the relative benefits for each in-scope collaboration opportunity.

Figure 31: Collaboration opportunity assessment

	Implementation start date	Speed of benefit	Scale of financial benefit	Scale of non-financial benefit	Cost of change	Complexity of change	Confidence in opportunity at this stage	Level of delivery risk	Overall
Shared data and intelligence	18/19	Medium term	Low	Medium	Medium	Medium	High	Medium	
Community Vulnerability Multi-agency Role (Safe and well visits)	18/19	Long term	Medium	High	Medium	High	Low	High	
Road safety	17/18	Long term	Low	Medium	Low	Low	Medium	Low	
Rural intervention	17/18	Long term	Low	Low	Medium	Medium	Low	Low	
Control room: opportunities for joint processes and estate	18/19	Medium term	Medium	Medium	High	High	Low	Medium	
Community Vulnerability Response Role (forced entry)	17/18	Medium term	Medium	Medium	Medium	Medium	Medium	Medium	
First responder scheme	18/19	Medium term	Low	Medium	Low	Low	Medium	Medium	
Shared transport and logistics	17/18	Long term	Low	Medium	Medium	Medium	High	Medium	
Shared estates	16/17	Long term	High	High	Medium	Medium	High	Medium	
Shared learning and development	18/19	Medium term	Low	Medium	Medium	High	Medium	Medium	
Shared procurement	16/17	Short term	Low	Low	Low	Low	High	Medium	
Shared corporate functions (sharing HR / IT / Finance teams) ¹	18/19	Short term	Low	Medium	Medium	High	Low	Low	
Shared corporate functions (sharing Estates functions) ¹	17/18	Short term	Low	Medium	Low	Medium	High	Low	
Shared corporate systems (IT) ¹	18/19	Long term	Low	Medium	Medium	High	Low	High	

Note: subsequent to workshops, some shared services were added as potential areas of focus, which might be possible under a change in governance, but not in the current model

8.5 Financial modelling assumptions – collaboration

8.5.1 Estates assumptions

- Capital investment across 8 different schemes - £2.0m
- Capital receipts from disposals of NYP sites - £1.5m
- Total current NYFRS recurrent expenditure across 8 schemes - £200k per annum
- Total NYP recurrent expenditure across 8 schemes - £350k per annum
- No attempt has been made at this stage to assess the operational benefits or viability of the proposals
- No attempt has been made to assess whether the capital funding is available for the proposals, and borrowing costs have not been included
- Capital costs for alterations / refurbishments are estimates. All figures are rounded
- Capital receipts for disposals for NYP are based on recent market valuations
- All floor areas and space requirements for new buildings and altered buildings are estimated
- Co-location dates are estimated based on NYP estates strategy dates but these currently have no standing in NYFRS
- The team has made an assumption that the projects are technically viable, but no work has been done to actually verify this

8.6 Financial modelling assumptions – governance options

This section describes the financial modelling assumptions for each collaboration opportunity and governance option.

8.6.1 Representation model

Table 40: Representation model assumptions

Type	Cost / benefit	£ (rounded)	Assumption
Recurrent	Governance cost	£17k	0.5 FTE of a Policy and Scrutiny Officer

8.6.2 Governance model

Table 41: Governance model assumptions

Type	Cost / benefit	£ (rounded)	Assumption
Recurrent	Governance benefit	£100k	NYFRA no longer exists and Monitoring Officer role can become part of OPCC Monitoring Officer role

Type	Cost / benefit	£ (rounded)	Assumption
Recurrent	Implementation cost	£34k	1 FTE of a Policy and Scrutiny Officer
Recurrent	Implementation cost	£30k	Additional governance support costs in OPCC
Total recurrent implementation costs		£64k	
One-off	Project manager	£49k	1 FTE, based on NYP pay scales
One-off	Project support	£29k	1 FTE, based on NYP pay scales
One-off	Consultation advice	£25k	An estimate of external support required
One-off	Audit fees	£17.5k	An estimate, if additional accounts are required
Total one-off implementation costs		£121k	

8.6.3 Single Employer model

Table 42: Single Employer model assumptions

Type	Cost / benefit	£ (rounded)	Assumption
Recurrent	Governance benefit	£100k	NYFRA no longer exists and Monitoring Officer role can become part of OPCC Monitoring Officer role
Recurrent	Governance cost	£34k	1 FTE of a Policy and Scrutiny Officer
Recurrent	Governance cost	£30k	Additional governance support costs in OPCC
Total recurrent implementation costs		£64k	
One-off	Programme manager	£126k	1 FTE, based on NYP pay scales, over 2 years

Type	Cost / benefit	£ (rounded)	Assumption
One-off	Project manager	£98k	1 FTE, based on NYP pay scales, over 2 years
One-off	Project support	£58k	1 FTE, based on NYP pay scales, over 2 years
One-off	Consultation advice	£40k	An estimate of external support required for public and staff consultation
One-off	Additional professional advice	£50k	Estimate of HR and legal advice required
One-off	Audit fees	£17.5k	An estimate, if additional accounts are required
Total one-off implementation costs		£390k	

8.6.4 Overarching financial modelling assumptions

Economic case

- The HM Treasury discount rate of 3.5% has been applied to real terms prices to calculate a net present value
- Year 0 start date for NPV calculations starts at April 2017
- All costs are assumed to be flat in real terms

Financial case

For the financial case, costs are uplifted for inflation based on the ONS GDP deflators as at Dec-16:

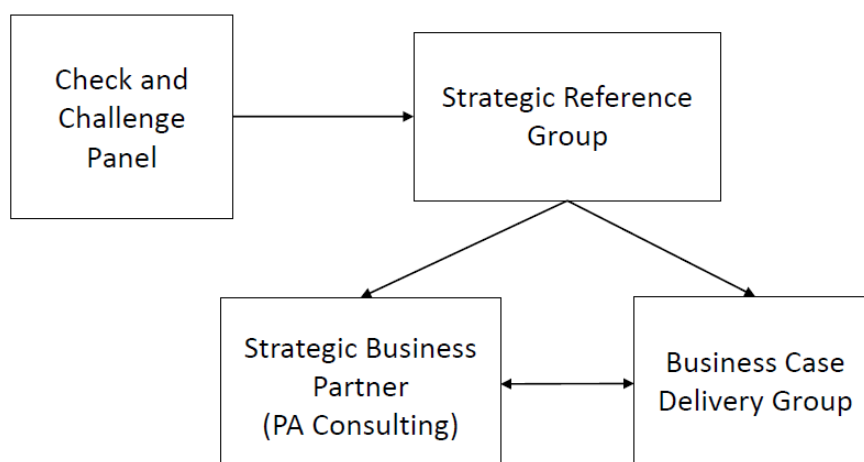
- 2017/18: 1.5%
- 2018/19: 2.1%
- 2019/20: 1.8%
- 2020/21: 1.9%
- 2021/22 onwards: 2.0% (based on inflation target)

<https://www.gov.uk/government/statistics/gdp-deflators-at-market-prices-and-money-gdp-december-2016-quarterly-national-accounts>

8.7 Terms of Reference for Boards

The LBC process has been supported by the following governance structure.

Figure 32: LBC governance structure



8.7.1 Strategic Reference Group terms of reference

- **Membership:** PCC, NYFRA Chair, Leader of North Yorkshire County Council, Leader of CYC, NYP Chief Constable, NYFRS Chief Fire Officer, PCC Monitoring Officer, NYFRA Monitoring Officer, Chief Executive of NYCC, Chief Executive of CYC, PCC Section 151 Officer, NYFRA Section 151 Officer
- **Meets:** Monthly or at presentation of options assessments and local business case.
- **Purpose:** To ensure that the local business case (under the provisions of S.6 Police & Crime Bill 2016) is fully informed, adequately resourced and can make the very best recommendation in the interests of economy, efficiency and effectiveness, and public safety.
- **Aims:**
 - To ensure that the strategic business partner appointed has access to all necessary information to inform the business case
 - To ensure that the business case is developed in compliance with the national guidance on Police and Fire Integration, HM Treasury's 'Green Book' model for public sector business cases and any other emerging best practice
 - To ensure the Business Case Delivery Group co-ordinates the work needed to enable and inform the development of the business case in a timely and efficient manner
 - To help ensure that communications by interested parties on the development and progress of the business case are clear, factual and accurate.
 - To be cognisant of learning emerging from both the Home Office Working Group and the development of other similar business cases being prepared nationally
 - To maintain a close working relationship with the 'Bluelight' Emergency Services Collaboration Working Group and ensure all relevant information is shared
 - To help interested parties identify and mitigate any risks in relation to the development of the business case
 - To consider and respond to recommendations of the Check & Challenge Panel

8.7.2 Check and Challenge Panel terms of reference

- **Membership:** D&DRFRS CFO, T&WFRS CFO, GMFRS Director of Corporate Support, former NYP ACC, WAS Chair, Civil Contingencies Secretariat Deputy Director, NY HMIC, NYFRA Monitoring Officer; PCC Chief of Staff, PCC Monitoring Officer
- **Meets:** Prior to presentation of options assessment reports and local business case.
- **Purpose:** The 'Check and Challenge Panel' will draw on each member's knowledge, skill and experience to advise the Strategic Reference Group.

- **Aims:**
 - Provide expert and objective scrutiny of the project's thinking and findings
 - Act as a critical friend to the Strategic Reference Group by providing insightful and invaluable feedback to help shape the very best business case for the public of North Yorkshire

8.7.3 Business Case Delivery Group terms of reference

- **Membership:** The following individuals or their deputies as appointed on a meeting-by-meeting basis: PCC Chief of Staff, NYP Head of Organisational Development, NYP Partnership Hub Superintendent, NYP Chief Finance Officer, NYFRS Assistant Chief Fire Officer, NYFRS Head of Finance and Administration, NYFRS Head of Risk Management
- **Meets:** Fortnightly
- **Purpose:** To facilitate the development of the local business case with the strategic business partner in response to the provisions made under S.6 Police & Crime Bill 2016, working to the timescales specified.
- **Aims:**
 - To act as points of contacts for the strategic business partner and to facilitate the business partner having access to all necessary information from members respective organisations to ensure the business case is as best informed as possible
 - To act as points of contacts for the individual interested parties and ensure that the appropriate lines of communication are provided to and from each parties respective governance structure
 - To identify with the business partner potential risks and issues
 - To ensure that communications by interested parties on the development and progress of the business case are clear, factual and accurate
 - To use any best practice and learning available from the group members
 - To take into consideration the collaboration opportunities identified by the Emergency Services Collaboration Working Group and other bodies where best practice may be emerging

Frequently asked questions

Get straight to the answers that are on people's minds
On this page

- [Is this a merger of the police and fire services?](#)
- [Why does the Police and Crime Commissioner want to do this?](#)
- [What is 'governance'?](#)
- [How much has this cost to do?](#)
- [What does the PCC do at the moment?](#)
- [Why isn't the ambulance service included in this consultation if you are talking about emergency services?](#)
- [How would this benefit me?](#)
- [Will fire stations close as a result? Is this just a way to save money?](#)
- [Will the Home Secretary read the responses residents submit?](#)
- [When will the proposal be submitted to the Home Secretary?](#)
- [Will the change in governance impact my council tax?](#)
- [Are other Police and Crime Commissioners doing this?](#)
- [Where can I find detailed information about the three options?](#)
- [Where will I find the local business case sent to the Home Secretary?](#)
- [Will police officers and fire officers take on each other's duties?](#)
- [Do the fire service and police service collaborate already, and if so how?](#)
- [Who are North Yorkshire Fire and Rescue Authority?](#)
- [What happens once the Home Secretary receives the local case for North Yorkshire?](#)
- [Where will the savings go?](#)
- [Will staff terms and conditions change?](#)
- [What happens if the business case is not approved by the Home Secretary?](#)
- [Where can I find the Policing and Crime Act 2017?](#)
- [Who would hold the Commissioner to account if she were to take on governance of the fire services?](#)
- [Will the PCC get paid any more for this?](#)
- [Will the police service respond to fires and the fire service respond to crimes?](#)
- [Will the change in governance lead to redundancies?](#)
- [Isn't the North Yorkshire Fire Authority more democratically accountable than a Police, Fire and Crime Commissioner?](#)
- [Would there be an election to appoint the new Police, Fire and Crime Commissioner?](#)
- [Will savings made in one service be used to finance the other service?](#)
- [Will I still call 999 to reach the emergency services?](#)
- [How long will it be before we see any changes and savings?](#)
- [Why didn't you merge HQs before you just bought a new one?](#)
- [Is there enough space in Alverton Court to accommodate the fire service staff from their headquarters?](#)
- [Would this change mean a reduced presence or visibility from our police or fire services in our communities?](#)
- [Would these changes mean a loss in local identity for our fire service?](#)
- [You're not saving much money, so what is the point?](#)

Is this a merger of the police and fire services?

No. The two organisations will remain entirely separate, with separate budgets. There will also be separate chief officers for each organisation, and distinct operational roles – Firefighters will continue to be firefighters and police officers will be police officers.

A joined up governance structure, even though the organisations remain separate, will mean policing and fire services work much closer together, delivering better services more efficiently.

Why does the Police and Crime Commissioner want to do this?

The Commissioner feels that there is a lot to be gained from joining up the governance of policing and fire services, not least by ensuring the services work much better together. By doing that, it will in turn improve the way we support the most vulnerable in society, saving money which can be put into frontline services to prevent harm, crime and anti-social behaviour earlier.

Policing underwent a similar process in 2012, when Police and Crime Commissioners replaced Police Authorities. Evidence undertaken nationally has indicated the new model of Commissioners has led to much better and faster decisions, and much better engagement with the public, significantly increasing transparency. In North Yorkshire, the Commissioner believes that by creating one decision making process for both services, we can speed up decision making and create one strategic vision for community safety in the county.

What is ‘governance’?

Governance is the term used to summarise an organisation’s oversight structure and decision-making processes e.g. setting budgets, spending money, drawing up plans. Governance will be different at different organisations, but often dictates how decisions are made and implemented, and the speed of the process. Good governance leads to improved spending decisions, policies, practices and procedures, quality of service, leadership and conduct.

How much has this cost to do?

The PCC has successfully sought funding from the Home Office to cover the large majority of the costs for developing this business case. You can find more information on that on the Government’s website: <https://www.gov.uk/government/news/home-office-funds-pccs-to-support-further-police-and-fire-collaboration>

This means that the cost to the public of North Yorkshire is much lower. The full details are still commercially sensitive, but will be published in October. However, the cost to each person will be less than 5p.

What does the PCC do at the moment?

The PCC has a number of different responsibilities, of which the most important are to understand the public’s views and work with the police and partners to improve local

services. She holds the Chief Constable to account for an efficient and effective police service, sets the local policing budget and has responsibility for providing services for victims. There are many other things too, but these are the most important.

Overseeing the fire service would be slightly different, in that a PFCC would have more direct responsibility for the provision of fire services, and is legally accountable for performance. This is slightly different from policing where the Chief Constable retains operational independence and therefore has full control over the direction and use of frontline policing.

Why isn't the ambulance service included in this consultation if you are talking about emergency services?

The Policing and Crime Act 2017 states that all emergency services, including the ambulance service, now have a legal duty to collaborate.

However, the Act also gives Police and Crime Commissioners specific powers to apply to take on the governance of the fire service, and did not include the same power to take on the governance of an ambulance service. So, whilst emergency service collaboration will always include ambulance, this particular consultation on governance is not able to include ambulance.

How would this benefit me?

You can read the business case at www.telljulia.com which sets out how, by bringing the governance of the two organisations together, new opportunities would emerge to shape how we can deliver community safety services on behalf of the public.

Where savings would be made, these can be reinvested in frontline services, directly benefiting the people of North Yorkshire. Equally, by working closely with police, fire, health, social and other local authority services, we could improve the way we can work with vulnerable people, improve community safety, strengthen our communities, and prevent and reduce harm.

Will fire stations close as a result? Is this just a way to save money?

No. Fire stations will not close as a direct consequence of this business case. The Commissioner has said though that she would look to combine police stations and fire stations where possible – meaning that where stations are already close to one another they could move in together. This would of course save money, and should also lead to a better, more rounded emergency service response as a result. If, in future, there were any plans to rationalise the fire service estate, this would be subject to a further business case which you would be able to have your say on.

Will the Home Secretary read the responses residents submit?

A summary of the response to this consultation will be included in the final business case submitted to the Home Secretary.

When will the proposal be submitted to the Home Secretary?

Once the consultation has finished, on 22nd September, the business case will be finalised following your feedback, and then the Commissioner will make her final decision on which model to put forward to the Home Secretary. At the moment, we foresee the final business case being submitted to the Home Secretary before the end of October 2017.

Will the change in governance impact my council tax?

No. The police and fire council tax precepts will continue to be collected as they currently are. The precepts will also continue to be collected and managed separately, and neither can be used to fund the other service.

If the Commissioner takes on the responsibility of the Fire Authority, she will also propose the fire precept and will consult on this every year, as she does with the policing precept.

Are other Police and Crime Commissioners doing this?

Yes. More than ten Commissioners are looking at the different options available. For example, Essex have already completed their consultation and presented their case to the Home Secretary whilst Northamptonshire, Staffordshire, West Mercia and Cambridgeshire are currently consulting their communities. Other PCCs considering this include Sussex, Hertfordshire and Gloucestershire.

Where can I find detailed information about the three options?

We have a dedicated section on the consultation website, www.telljulia.com, where we have published all information relevant to this consultation.

Details of the legislation that allows for this process to take place can be found at <http://www.legislation.gov.uk/ukpga/2017/3/schedule/1/enacted>.

Where will I find the local business case sent to the Home Secretary?

This will be published on the Commissioner's website once the business case has been submitted.

Will police officers and fire officers take on each other's duties?

No. Their roles will remain distinct. Firefighters will continue to be firefighters and police officers will be police officers. The law says that full time police officers cannot be firefighters.

Do the fire service and police service collaborate already, and if so how?

Yes they do. A number of low-level operational initiatives have been undertaken together, and we also share some buildings. A full list of current collaboration can be found in the business case in Section 8.3

Who are North Yorkshire Fire and Rescue Authority?

The Fire and Rescue Authority are the body who oversees the North Yorkshire Fire and Rescue Service. The 16 members of the Fire Authority are appointed from North Yorkshire County Council and the City of York Council. The number of members for each authority is determined by the size of the electoral representation within each authority.

The Authority meets four times a year.

Find out more about the [North Yorkshire Fire and Rescue Authority on their website](#).

What happens once the Home Secretary receives the local case for North Yorkshire?

There are two options here, depending on how well the business case is supported locally.

Options 1 – If there is agreement about the business case amongst local tier one authorities (in North Yorkshire these are North Yorkshire County Council and City of York Council), the case is put before the Home Secretary. There is a process of review by the Home Office against the statutory tests to determine whether the proposal is in the interest of economy, efficiency, effectiveness or public safety, which recommends a decision to the Home Secretary. This takes 4 weeks. Once the Home Secretary has taken a decision, secondary legislation is laid before Parliament for approval. This takes 8-12 weeks.

Option 2 – If there is not agreement amongst local tier one authorities, an independent assessment of the business case will be undertaken by an independent assessor appointed by the Home Office prior to the case being put before the Home Secretary. This process would take 8 weeks. Once the Home Secretary has taken a decision, secondary legislation is laid before Parliament for approval. This takes 8-12 weeks.

Where will the savings go?

Any savings will be used to make sure that police and fire services remain sustainable for the future, and will continue to be invested to make sure that they are providing the best possible service to the people of North Yorkshire.

Will staff terms and conditions change?

There will be no changes to staff terms and conditions as a direct result of this business case. Staff would be consulted regarding the transfer of their contracts from the current Fire Authority to the Police, Fire and Crime Commissioner if that were to happen.

What happens if the business case is not approved by the Home Secretary?

The Police and Crime Commissioner would consider the other available options, consider amending the business case or undertaking further work to improve the case for change.

Where can I find the Policing and Crime Act 2017?

[Policing and Crime Act 2017](#)

Who would hold the Commissioner to account if she were to take on governance of the fire services?

First and foremost it is the electorate who would still hold the Commissioner to account as they do for policing. On policing matters, currently the Commissioner is scrutinised by the Police and Crime Panel. If these proposals go ahead, the Panel's role would also be expanded to become the Police, Fire and Crime Panel.

Will the PCC get paid any more for this?

The PCC's salary is set by the Senior Salaries Review Board and currently there are no plans to change the salary. Nor is the Commissioner seeking for a change to her pay if she were to become PFCC.

Will the police service respond to fires and the fire service respond to crimes?

No. The two services will retain distinct operational roles. Firefighters will continue to be firefighters and police officers will be police officers. The law says that full time police officers cannot be firefighters.

Will the change in governance lead to redundancies?

This consultation is purely about governance, and a change in governance won't itself lead to redundancies. However, a joined-up governance system may lead to further work and

collaboration which might more directly affect staff, and it is very hard to predict what will happen in the future.

Rest assured though, any specific proposals in that regard would be subject to a separate full business case, developed in conjunction with staff through consultation, and alongside all the normal processes you would expect.

Isn't the North Yorkshire Fire Authority more democratically accountable than a Police, Fire and Crime Commissioner?

They are two different systems so aren't very easy to compare:

- The Commissioner is directly elected by everyone in North Yorkshire and is a visible and well known position across the county. For example, compared to the Police Authority which she replaced, the Commissioner is more recognised, more accessible and has specific roles in her team for dealing with members of the public, like her Caseworker. As a result, the Commissioner can easily take into account the views of every part of North Yorkshire in her decisions, be they rural or urban, young or old. Evidence suggests that PCCs also use more modern methods of making themselves accountable to the public, providing greater transparency by publishing more documentation and being more accessible to the public.
- The North Yorkshire Fire and Rescue Authority is made up of 16 elected Councillors, appointed to the Authority from North Yorkshire County Council and the City of York Council, and reflecting the political makeup of the overall numbers of elected councillors in the county and city. These Councillors represent lots of smaller areas, but which taken together cover a large part of the county. However, not every area is represented on the Authority and so not everyone has a voice.

Would there be an election to appoint the new Police, Fire and Crime Commissioner?

No. The existing Police and Crime Commissioner would take on the new role of Police, Fire and Crime Commissioner. The next election is in 2020, at which point the public would formally elect a Police, Fire and Crime Commissioner for the first time.

Will savings made in one service be used to finance the other service?

No. By law, the two organisations budgets and precepts will remain separate. Savings made in either service must be allocated back to that service's budget.

Will I still call 999 to reach the emergency services?

Yes, the 999 number will remain unchanged.

How long will it be before we see any changes and savings?

The total savings set out in this business case will be made over the next 10 years, with the different options achieving those savings faster or slower depending on the option.

All options should start to realise those savings in the first three years, but to differing levels.

Why didn't you merge HQs before you just bought a new one?

The Commissioner approached the Fire and Rescue Authority at the time about the potential for a shared headquarters. There was initial interest which has recently been revisited. The lease on the current Fire and Rescue Service HQ comes up for renewal in 2021/22.

Is there enough space in Alverton Court to accommodate the fire service staff from their headquarters?

Yes. North Yorkshire Police is currently introducing a new 'agile' way of working, and by using new technologies, it enables people to work from home or different buildings, and at more flexible hours. Although this new system isn't appropriate for all roles it does mean that we don't need a desk for every member of staff which greatly reduces the space required for a motivated and efficient workforce. By managing where police teams are based, we would definitely be able to fit the Fire and Rescue Service team into the new building.

Would this change mean a reduced presence or visibility from our police or fire services in our communities?

No. There will be no change to police officer or firefighter numbers as a direct consequence of this business case, or a negative impact on their visibility. In the business case it suggests it should be possible that, by sharing our buildings more effectively for example, both services can save money, and can therefore maintain their presence in communities and even reinvest in frontline services in the future.

Would these changes mean a loss in local identity for our fire service?


No. Fire and Police services would still exist as separate, distinct organisations. Their names, uniforms, roles and branding would not be affected.

You're not saving much money, so what is the point?

The point of this proposal is not just about saving money. Money is a factor, but the proposals are more about providing the best possible service to the people of North

Yorkshire. While the savings outlined in this business case are not huge they do reflect a number of ways we can become more efficient and reinvest money in our frontline services. Also the savings do mean that current cuts to firefighter numbers that the Fire Authority has approved could be reversed.

**Select Committee : 30th August 2017
6th September 2017**



Review of Governance Arrangements for Fire and Rescue Services in North Yorkshire

Report of the Member Services Manager

Lead Member : Not Applicable

Ward(s) affected : All

1. **Purpose of Report** – To present the Police and Crime Commissioner’s business case for a change in the current governance arrangements for the North Yorkshire Fire and Rescue Service.
2. **Recommendations** – Having heard from the Chairman of North Yorkshire Fire and Rescue Authority (30th August) and the North Yorkshire Police and Crime Commissioner (6th September), Members will be asked to agree and recommend comments, if any, to be submitted in response to the Commissioner’s public consultation exercise in respect of the options for the future governance of the North Yorkshire Fire and Rescue Service.

3. **Report**

a. Background

3.1 The Policing and Crime Act 2017 places a duty on police, fire and ambulance services to work together and enables police and crime commissioners to take on responsibility for fire and rescue services where a local case is made. In response, the Police and Crime Commissioner (PCC) for North Yorkshire has undertaken a review of the governance of the North Yorkshire Fire and Rescue Service (NYFRA) and proposed changes that are aimed at promoting improved collaboration between the Police and the Fire and Rescue Service.

3.2 The options that are specified in the Policing and Crime Act 2017 to enable greater collaboration between blue light services to improve emergency services are as follows:

- The status quo or the ‘do nothing’ option
- The Representation Model - the Police and Crime Commissioner is represented on the Fire Authority and its committees, subject to the Authority’s consent the Commissioner has full voting rights.

- The Governance Model - the Police and Crime Commissioner to take on legal and overarching responsibility for the Fire and Rescue Service and the Fire and Rescue Authority ceases to exist as a governing body
- The Single Employer Model - the functions of the Fire and Rescue Service would be transferred to a single Chief Officer for policing and fire and rescue.

3.3 The preferred option for the Police and Crime Commissioner (PCC) is that the Governance Model is adopted, whereby the Commissioner takes on legal and overarching responsibility for the Fire and Rescue Service and that the Fire and Rescue Authority would cease to exist as a governing body. **The Commissioner's business case "Working Better Together – Options to Improve Collaboration between Fire and Police Services in North Yorkshire" is appended to this report at Appendix B.** Having commenced on 17th July 2017 the consultation exercise closes on 22nd September 2017.

3.4 The Fire and Rescue Authority was established in April 1996 and has specific responsibilities in directing and monitoring the role of the Fire Service. The Authority is made up of 16 elected councillors representing the City of York Council and North Yorkshire County Council. **A copy of North Yorkshire Fire and Rescue Authority's response and alternative proposal for adoption of a representation model is attached to this report at Appendix A.**

3.5 The Home Office has stated that any changes in governance proposed by a Police and Crime Commissioner must meet statutory tests laid down in the Policing and Crime Act 2017. These are that any changes are in the interests of:

- Economy
- Efficiency
- Effectiveness
- Public safety.

3.6 A number of Commissioners were looking at the different options available. In Essex a business case had been submitted to the Home Secretary whilst Northamptonshire, Staffordshire, West Mercia and Cambridgeshire had either or were currently consulting their communities. Other Commissioners, for example, in Sussex, Hertfordshire and Gloucestershire were considering whether to bring forward local cases.

b. Police and Crime Commissioner's Business Case Summary (text downloaded from Commissioner's website)

i. The Case for Change

3.7 The strategic case for a change to the current model of governance of fire and rescue and police services in North Yorkshire is clear. Given the structure, size and budgets of the two organisations, and the shared challenges in demand and finances that they face, closer working is inevitable.

- North Yorkshire is the largest county in England with diverse rural and urban communities and a growing, and ageing, population

- Demand is changing with a growing focus on protecting vulnerable people
- There are increasing strains on public finances and a national drive for efficiency in order to avoid cuts to frontline services

3.8 However, while there has been some collaboration to date, this has been limited in ambition, has progressed slowly, and has been led tactically rather than having been strategically developed.

- Examples include collaboration on estates, procurement, and vehicle servicing.
- One barrier has been issues of sovereignty over individual services.

3.9 There are considerable drivers for change, with evidence showing that more joined up governance accelerates collaboration.

- Nationally, the Government is clear that change must happen.
- Locally, stakeholders all agree that collaboration does not happen fast enough and that change is needed.
- Research shows that the PCC model speeds up decision making and is more transparent and engaged with the public.
- Evidence shows that joining up governance can improve collaboration by simplifying decision making processes.

3.10 Local collaboration could and should go much deeper and faster.

- To improve public safety the future governance model needs to be able to provide strong, cross-organisational leadership, improving service resilience and effectiveness by reinvesting savings into frontline services

ii. Options Assessment

3.11 To facilitate better collaboration and improve emergency services, the Policing and Crime Act 2017 proposes three alternative options to the current model of governance for the Fire and Rescue Service.

3.12 Taking into account the context and drivers set out above, the business case assesses these options to identify which option is most likely to achieve the greatest acceleration of the pace of collaboration, the greatest scale of ambition for collaboration, and the greatest degree of transparency and accountability.

Representation Model

3.13 The PCC is represented on a Fire and Rescue Authority (and its committees) in their police area with full voting rights, subject to the consent of the Fire and Rescue Authority (NYFRA). In North Yorkshire, this would see the PCC join NYFRA.

3.14 The Representation model would bring tangible changes, with the PCC becoming the 17th voting member on the NYFRA and having a formal vote in the

new Collaboration Committee. Whilst this model could contribute to delivering the priority opportunities identified and bring additional external scrutiny to fire matters, the option is unlikely to drive a significant change in the pace or scale of collaboration. As a governance model it would continue to require multiple decision-making mechanisms and relies upon joint agreement of objectives and priorities. It would not therefore deliver significant savings, making it more difficult for police and fire to meet the financial and operational challenges set out in the Strategic Case. It is however low-risk and could be a stepping stone to more significant changes in the future. This model would not harm public safety, but it would not bring extensive improvements to public safety either.

Governance Model

3.15 The PCC takes on legal and overarching responsibility for the provision of the fire and rescue service(s) in their area. Individual services retain their operational independence, budgets, their Chief fire Officer or Chief Constable, and their own staff. In North Yorkshire, this would see the PCC becoming the NYFRA.

The Governance model would bring a material change. Based on the evidence set out in the Strategic Case, it would speed up the pace of collaboration within police and fire, and with other partners, due to simplified, aligned decision-making structures. It could make transformational change more likely, with a greater likelihood of enabling joint commissioning strategies, and cross-organisational investment and resourcing decisions, bringing with it greater likelihood of achieving improvements to services for the public. It would bring more significant financial benefits that could be re-invested in frontline services. It would also enable the mechanisms used by the PCC to engage with the public to apply to fire, and increase scrutiny of fire and rescue matters. There will be some implementation costs and risks, but they are considered manageable. This model would not harm public safety, and could bring significant improvements in public safety.

Single Employer Model

3.16 The PCC would become the NYFRA but, in addition, fire and rescue functions are delegated to a single Chief Officer for policing and fire. Within this model, the services remain distinct frontline services with separate budgets, albeit supported by increasingly integrated support services.

3.17 The Single Employer model could bring greater benefits than the Governance model, through providing the means to achieve deeper integration of fire and police assets while maintaining operational separation. Joint management structures would create greater joined up operational practice, and could move the services from two organisations to a single community safety service in the future. It would bring significant savings that could be reinvested in frontline services. However, it also brings significant delivery and strategic risks. Therefore, while it could bring significant improvements to public safety, there is a risk that it would harm public safety if it results in disruption.

iii. Preferred Option

3.18 Based on the assessment of the options, the preferred option is the Governance model. It is assessed that this model is most likely to achieve the greatest acceleration of the pace of collaboration, the greatest scale of ambition, and the greatest degree of transparency and accountability, bringing meaningful savings, whilst being deliverable and sufficiently mitigating against strategic and public safety risks. It is therefore most likely to deliver a transformative vision for collaboration against the context and drivers set out in the case for change. It is most likely to further enhance and improve public safety.

c. North Yorkshire Fire and Rescue Authority's Preferred Option

3.19 In summary, the Fire and Rescue Authority has made the following key points:

- i. There is a commitment to collaboration and joint working across both services.
- ii. There is potentially more to gain from collaboration with the health, social care and wellbeing organisations and agencies than with the Police.
- iii. Despite the detailed nature of the business case that has been presented as part of the consultation, there is a lack of evidence to support the assertion that a change of governance will yield significant, tangible and costed benefits.
- iv. The move to adopt the Governance Model without first trying the Representation Model is premature.
- v. There is no imperative to pursue this now.

3.20 The preferred approach of the North Yorkshire Fire and Rescue Authority is to adopt and test the Representation Model (the Police and Crime Commissioner is represented on the Fire Authority and its committees) for a period of time. The progress made through that approach could then be reviewed and options for change considered at that point. This would enable a progressive stepping up of arrangements, informed by experience.

3.21 In recognition that under the Representation Model the Commissioner would be only one vote among many, the Fire Authority has indicated the creation of a collaboration committee, with delegated authority to make decisions relating to collaboration. The PCC would sit on the committee as one of only two voting members meaning the PCC had an equal say about collaborations which Fire and Rescue Service entered into and with whom. In this respect the Fire Authority would effectively cede some of its decision making to the PCC. In addition, other partner agencies would be invited to attend the committee, meaning that the arrangement would provide the opportunity to consider all potential collaborations to determine which are in the best interests of the community.

3.22 The North Yorkshire Fire and Rescue Authority considers a change of governance to the Representation Model represents a risk appropriate change that balances costs, savings, collaboration and public safety, whilst not not precluding further change, including to the Governance Model.

d. Post Consultation

3.23 Once the consultation has closed, on 22nd September, 2017 the Commissioner will finalise her business case taking into account feedback your feedback, and then make her final decision on which model to put forward to the Home Secretary. It is understood that the aim is to submit the final business case by the end of October 2017

3.22 If North Yorkshire County Council and City of York Council were in agreement with the business case the Home Office would review the case against the statutory tests to determine whether the proposal was in the interest of economy, efficiency, effectiveness or public safety, and recommend a decision to the Home Secretary. Once the Home Secretary has taken a decision, depending on that decision, secondary legislation would be laid before Parliament for approval.

3.23 If one or both of the County Council and the City of York Council objected to what is proposed, the Home Secretary was required to obtain and publish an independent assessment of the proposal, and must have regard to that assessment, and to the representations from relevant local authorities and others in deciding whether to make an order.

3.24 On 15th August 2017 North Yorkshire County Council's Executive agreed to favour a representation model which does not preclude further changes should they prove necessary calling for a stepped approach to changes to the way in which North Yorkshire Fire and Rescue Service is overseen. The Leader of North Yorkshire County Council, Cllr Carl LesHe said the views of district councils which are currently considering the PCC's proposals would be taken into account in the detail of the County Council's response, along with public opinion expressed through the consultation and elsewhere

3.25 In considering the business case the County Council's Corporate and Partnerships Overview and Scrutiny Committee had recommended to the Executive that the preferred option for North Yorkshire should be a 'Representation Model'. During their debate scrutiny members had raised a number of concerns, including:

- The Local Business Case did not clearly explain why there is a pressing need to move to new governance arrangements.
- The pace of collaboration had been slow in some areas but there was no real understanding as to why and what options there were to address it.
- Questions as to why there was such a limited view of collaboration, when there were real opportunities to develop whole-sector approaches to collaborative working.
- The financial arguments are not clear - in particular, it is unclear whether critical future funding from central government would be secured.

3.26 The City of York Council Customer and Corporate Services Scrutiny Management Committee met on 31st July 2017 to review the PCC's proposals; the

Committee considered the issues and resolved to recommend to the Executive that the representation model is the City of York Council's preferred option for governance. York's Executive is next scheduled to meet on 31st August 2017.

e. Accountability

3.27 Members will be aware that the Police and Crime Commissioner is scrutinised by the North Yorkshire Police and Crime Panel. It is understood that if the Commissioner's preferred option went ahead, the Panel's role would also be expanded to become the Police, Fire and Crime Panel.

3.28 The Police and Crime Panel will be meeting on 14th September 2017 to provide detailed feedback to the Commissioner on her business case, but meeting shortly after release of the consultation paper, the Panel expressed reservations as to its capacity and ability to take on an expanded role with responsibility for scrutiny of the Police and Crime Commissioner's governance of both the Police and the Fire and Rescue Service, particularly as no additional resources were being made available to do so.

3.29 It is perhaps worth noting that the Police and Crime Panel has previously requested that the Commissioner consider taking up a seat on the Fire and Rescue Authority, prior to pursuing formal changes in governance arrangements. It's rationale being that this would enable the Commissioner to test out whether the low risk approach could help accelerate the pace and widen the scope of collaboration between the Police and Fire and Rescue Service.

f. Recommendation

3.30 Having heard from the Chairman of North Yorkshire Fire and Rescue Authority (30th August) and the North Yorkshire Police and Crime Commissioner (6th September), Members will be asked to agree and recommend comments, if any, to be submitted in response to the Commissioner's public consultation exercise in respect of the options for the future governance of the North Yorkshire Fire and Rescue Service. The Committee's recommendation will be presented to Policy Committee on 12th September 2017.

4. Implications

- 4.1 **Financial and Value for Money (vfm) Implications** – None arising directly from this report.
- 4.2 **Legal Implications** – None arising directly from this report.
- 4.3 **Contribution to Council Priorities** – Not applicable.
- 4.4 **Risk Management** – Not applicable.
- 4.5 **Equality Analysis** – Not applicable.

5. Consultations with Others – None.

6. **Access to Information : Background Documents** – None.

7. **Author of the Report** – Chris Waterhouse, Committee Officer Telephone 01756 706235; e-mail:cwaterhouse@cravendc.gov.uk

Note : Members are invited to contact the author in advance of the meeting with any detailed queries or questions.

8. **Appendices**


Appendix A – The Fire and Rescue Authority’s document – “Proposal for Representation Model.”

Appendix B – The Police and Crime Commissioner’s consultation document – “Working Better Together: options to improve collaboration between Fire and Police services in North Yorkshire.”

Appendix C – Frequently asked questions.

Note : The Police and Crime Commissioner has published additional information in a variety of formats at www.northyorkshire-pcc.gov.uk/workingbettertogether

**Police and Crime
Commissioner
North Yorkshire**



WORKING BETTER TOGETHER

Options to improve collaboration between Fire and
Police services in North Yorkshire

Published by the Office of the Police and Crime Commissioner for North Yorkshire

Published on 17 July 2017

All enquiries to:
Office of the Police and Crime Commissioner for North Yorkshire

Email: info@northyorkshire-pcc.gov.uk
Tel: 01423 569562

12 Granby Road
Harrogate
North Yorkshire
HG1 4ST

Further information available at www.northyorkshire-pcc.gov.uk

CONTENTS

FOREWORD	6
1 INTRODUCTION	8
1.1 Status of this document	8
1.2 New governance options	9
1.3 Assessment of governance options	9
2 EXECUTIVE SUMMARY	11
2.1 Strategic Case	11
2.2 Economic Case	15
2.3 Commercial Case	17
2.4 Financial Case	17
2.5 Management Case	17
2.6 Conclusion	18
3 STRATEGIC CASE: THE CONTEXT AND CASE FOR CHANGE	19
3.1 The local context	19
3.2 Drivers for change	30
3.3 The case for change in North Yorkshire	39
3.4 Critical Success Factors	58
3.5 Conclusions	60
4 ECONOMIC CASE: THE OPTIONS ASSESSMENT	61
4.1 Introduction to the options	61
4.2 Do Nothing model	63
4.3 Representation model	68
4.4 Governance model	75
4.5 Single Employer model	84
4.6 Summary appraisal	92
4.7 Preferred model	94
5 COMMERCIAL CASE	95
5.1 Commercial implications	95
5.2 Potential staffing implications	96
5.3 Consultation implications	96
6 FINANCIAL CASE	98
6.1 Note about the Financial Case	98
6.2 Implementation costs of the Governance model	98

6.3	Impact of enabled net benefits	99
6.4	Impact on medium term financial forecasts	99
6.5	Impact on the organisations' financial positions	100
7	MANAGEMENT CASE	101
7.1	Governance and project management arrangements	101
7.2	Implementation plan	101
7.3	Stakeholder engagement	103
7.4	Risk management	103
7.5	Benefits management	104
7.6	Equalities impact assessment	105
8	APPENDICES	106
8.1	Governance costs	106
8.2	NYFRA committee meetings	109
8.3	Existing NYFRS and NYP collaboration	110
8.4	Collaboration opportunity assessment – prioritisation matrix	113
8.5	Financial modelling assumptions – collaboration	114
8.6	Financial modelling assumptions – governance options	114
8.7	Terms of Reference for Boards	116

INDEX OF TABLES AND FIGURES

Table 1: Potential collaboration – current state versus the vision for transformed services	14
Table 2: Summary economic appraisals	16
Table 3: Fire and Police organisational summary	21
Table 4: NYFRA corporate structure	23
Table 5: Services provided to NYFRA by NYCC and City of York	23
Table 6: PCC's corporate structure	24
Table 7: Current NYFRS and NYP collaboration initiatives	27
Table 8: NYFRS 15/16 performance dashboard	40
Table 9: NYFRS 16/17 performance dashboard	41
Table 10: NYP March 2017 performance dashboard	42
Table 11: NYFRA net actual expenditure 2012/13-2016/17	42
Table 12: NYFRA Medium Term Financial Plan 2017/18-2021/22	42
Table 13: Policing and Commissioning annual expenditure 2012/13-2016/17	43
Table 14: North Yorkshire fire and police collaboration opportunities	50
Table 15: Summary of NYFRA and PCC level of visibility and engagement	55
Table 16: Critical success factors for change	58
Table 17: 'Do nothing' model – economic appraisal (£k)	66
Table 18: Summary qualitative assessment against CSFs and statutory tests	67
Table 19: Implications of the change	68
Table 20: Representation model – economic assessment (£k)	73
Table 21: Summary qualitative assessment against CSFs and statutory tests	74
Table 22: Implications of the change	76
Table 23: Governance model – economic assessment (£k)	82
Table 24: Summary qualitative assessment against CSFs and statutory tests	83
Table 25: Implications of the change	85
Table 26: Single Employer model – economic assessment (£k)	91
Table 27: Summary qualitative assessment against CSFs and statutory tests	92
Table 28: Summary of evaluations	93
Table 29: Implementation costs and savings (£k, excluding inflation)	98
Table 30: Implementation costs and savings (£k, including inflation)	98
Table 31: Indirect costs and savings (£k, excluding inflation)	99
Table 32: Indirect costs and savings (£k, including inflation)	99
Table 33: Total direct and indirect costs and benefits (£k, including inflation)	99
Table 34: Summary forecasts for the organisations (£m including inflation)	100
Table 35 - Risks and mitigations	104
Table 36: NYFRA Committees	109
Table 37: NYP and NYFRS collaboration	110
Table 38: NYFRS collaboration excluding NYP	111

Table 39: NYP collaboration excluding NYFRS	111
Table 40: Representation model assumptions	114
Table 41: Governance model assumptions	114
Table 42: Single Employer model assumptions	115
Figure 1: NYFRS and NYP joint Transport Logistics Hub, Thirsk	27
Figure 2: NYFRS incidents 2010/11-2015/16	45
Figure 3: Organisational-led collaboration	48
Figure 4: Outcome-led collaboration	48
Figure 5: 'Do nothing' model	63
Figure 6: Assessment against CSF 1	64
Figure 7: Assessment against CSF 2	65
Figure 8: Assessment against CSF 3	65
Figure 9: Assessment against CSF 4	66
Figure 10: Representation model	68
Figure 11: Degree of potential collaboration change under Representation	70
Figure 12: Assessment against CSF 1	71
Figure 13: Assessment against CSF 2	72
Figure 14: Assessment against CSF 3	72
Figure 15: Assessment against CSF 4	73
Figure 16: Governance model	75
Figure 17: Degree of collaboration change possible under Governance model	78
Figure 18: Assessment against CSF 1	79
Figure 19: Assessment against CSF 2	80
Figure 20: Assessment against CSF 3	81
Figure 21: Assessment against CSF 4	82
Figure 22: Single Employer model	84
Figure 23: Degree of collaboration change under Single Employer	87
Figure 24: Assessment against CSF 1	88
Figure 25: Assessment against CSF 2	89
Figure 26: Assessment against CSF 3	90
Figure 27: Assessment against CSF 4	91
Figure 28: Governance model high level implementation plan	102
Figure 29: NYFRA governance costs	107
Figure 30: OPCC costs	108
Figure 31: Collaboration opportunity assessment	113
Figure 32: LBC governance structure	117

FOREWORD

Dear Friends, Residents and Colleagues,



Over the past five years or so, at my advice surgeries, events and in correspondence, I have on very many occasions heard the public say that they would like to see more joint working between different 'authorities' in their local area, and that it makes common sense to do so. Indeed, all of us involved in providing services to the public know the value of working with a wide range of partners because it leads to a better service for individuals and improved outcomes for all involved.

Across North Yorkshire, we have a good track record of working together, and there are some excellent examples. We have mental health nurses in the police control room and out on the beat with officers, and fire fighters providing 'safe and well' checks for elderly people in their homes in support of social and health care providers. We are increasingly sharing premises and business administration with one another. Our joint community safety teams and projects, such as 'No Wrong Door', supporting very vulnerable children are winning national awards.

Whilst some good work is already underway, in January this year a new legal duty to collaborate between the three emergency services – Fire, Ambulance and Police – was enacted by Parliament. But unlike similar initiatives previously, this goes further. It provides an opportunity to assess whether collaboration can be made simpler and done faster in the public interest, specifically by joining up how policing and fire and rescue services are overseen.

Back in 2013, the fire service and police in North Yorkshire recognised that opportunities existed to improve public outcomes and signed a 'statement of intent' to collaborate. We set out a wide range of activities which we felt could be done better together. But if we're frank, success has been slow to come, and limited in scale. I see this new duty to collaborate as a catalyst for change. Now is the time to reinvigorate that spirit of co-operation and collaboration, in the interest of the public of North Yorkshire. This business case has been prepared with that purpose.

Much work has been done in drawing up my proposals. We have looked across the country at best practice and emerging innovation. We have contrasted that with the progress made here in North Yorkshire, and while we have some note-worthy successes, this work has shown that we could be moving faster and achieving better outcomes for the public.

The assessment shows that by joining up governance we can accelerate the pace and scale of collaboration. By working better together, not only can services improve and be better targeted, but significant opportunities remain to save money that can be reinvested in frontline services. This would allow us to do even more to protect those who are vulnerable and make us all and our communities, rural and urban, safer and stronger.

Let's be clear, firefighters would remain as firefighters, and police officers as police officers. The two services would continue to have distinct roles, identities and finances – one service's savings would not fund the other. But by sharing oversight, barriers can be overcome that have stifled progress to date and the two services can work much better together, achieving much more for the public.

For example, rather than each service having its own buildings, often within a mile or two of each other, we could bring them together creating 'Community Safety Stations', possibly with the ambulance service as well. We could also bring together our back-office support teams to provide a more efficient service with greater ability to share data, knowledge and understanding. By doing these things, which has been impossible to date, we could release money to create better community-based frontline services, thereby preventing harm and crime, and boosting community support structures and resilience.

All public services are facing financial pressures, so it is incumbent on us to pull together, put the politics to one side, pool our sovereignty and put the public first, who, quite rightly, expect us to seek out every opportunity to protect frontline services. This business case suggests that bringing the two services under one Commissioner would be most likely to achieve this at the greatest pace, the greatest scale, and with a minimum of risks. I believe that this is possible, but before applying to the Home Secretary to ask her to take this decision, I would like to hear what you think, and seek your support to help make it so.

Thank you.

A handwritten signature in black ink, appearing to read 'Julia Mulligan', with a long, sweeping horizontal line extending to the right.

Julia Mulligan
Police and Crime Commissioner for North Yorkshire

1 INTRODUCTION

The Policing and Crime Act 2017 places a statutory obligation on emergency services to collaborate and enables Police and Crime Commissioners (PCCs) to take on responsibilities for fire and rescue services in their area.¹ In describing the measures, Brandon Lewis, former Police and Fire Minister, said that *“by overseeing both police and fire services, I am clear that PCCs can drive the pace of reform, maximise the benefits of collaboration and ensure best practice is shared.”*²

This Local Business Case (LBC) assesses the scale of opportunity for closer working between police and fire in North Yorkshire, and then considers which of the joint governance options would be most likely to deliver the greatest range of opportunities at the greatest pace and with least risk, in the interest of public safety. This LBC has been prepared by the Office of the Police and Crime Commissioner for North Yorkshire.

1.1 Status of this document

This LBC has been prepared for consideration by the PCC and for formal public consultation in North Yorkshire. It has been developed in consultation with the Strategic Reference Group which was appointed to ensure that the Local Business Case is fully informed, adequately resourced and can make the very best recommendation in the interests of economy, efficiency and effectiveness, or public safety. It has been prepared by the Office of the Police and Crime Commissioner and their external advisers, based on information provided by North Yorkshire Police (NYP), North Yorkshire Fire and Rescue Authority (NYFRA), North Yorkshire Fire and Rescue Service (NYFRS) and information in the public domain.

Depending upon the view taken by the PCC after consultation, further versions may be developed, or this version may also form the LBC submission to the Home Secretary for consideration.

The Policing and Crime Act places a duty on the local Fire and Rescue Authority and Service to cooperate with PCCs in the development of the LBC. The OPCC would like to thank NYFRA and NYFRS for their assistance in providing data, information and feedback for the development of this LBC.

Representatives from the following organisations have been engaged with during the development of the LBC:

- North Yorkshire Fire and Rescue Authority
- North Yorkshire Fire and Rescue Service
- North Yorkshire Police
- North Yorkshire County Council (CYCC)
- City of York Council (CYC)
- Yorkshire Ambulance Service
- Fire Officers Association
- Fire Brigades Union

¹ HM Parliament, [Policing and Crime Act 2017](#)

² Brandon Lewis (2017), [Fire Minister's speech to Reform](#)

- Police Superintendents Association of England and Wales
- Police Federation of England and Wales
- UNISON

For avoidance of doubt, this business case is for the PCC and does not necessarily reflect the views of those engaged with at this stage.

1.2 New governance options

To facilitate better collaboration and improve emergency services, the Policing and Crime Act 2017 proposes three alternative options to the status quo (the 'Do Nothing' model) that are now available to PCCs. These are:

1. Representation model

The PCC is represented on a Fire and Rescue Authority (and its committees) in their police area with full voting rights, subject to the consent of the Fire and Rescue Authority. In North Yorkshire, this would see the PCC join NYFRA and become one of 17 voting members.

2. Governance model

The PCC takes on legal and overarching responsibility for the provision of the fire and rescue service(s) in their area. Individual services retain their operational independence, budgets, their Chief fire Officer or Chief Constable, and their own staff. In North Yorkshire, this would see the PCC becoming the NYFRA.

3. Single Employer model

The PCC would become the NYFRA but, in addition, fire and rescue functions are delegated to a single Chief Officer for policing and fire. Within this model, the services remain distinct front line services with separate budgets, albeit with increasingly integrated management and support services.

This LBC, therefore, assesses the strategic, operational and financial benefits that closer collaboration and shared governance could deliver for the police and the fire and rescue services in North Yorkshire.

It then considers each of the governance options available under the Policing and Crime Act 2017 and assesses whether one of these options would be more likely to deliver these benefits at greater pace and scale and support the improvement of emergency services in North Yorkshire. It also considers whether the potential benefits are sufficient to warrant such a change, given the cost of change.

1.3 Assessment of governance options

This LBC uses the HM Treasury 'five case model'³ for business cases. This approved methodology underpins all major government business decisions helps to ensure that key, relevant criteria and options are considered. It also permits criteria such as ease and speed of implementation and existing collaborative arrangements to be considered and factored in to the option appraisal and consultation process. This LBC also uses the recent Association of Police and Crime Chief Executives (APACE) guidance, which has used the HMT standard to develop some tailored guidelines for PCCs who are producing business cases concerning the Policing and Crime Act.⁴

³ <https://www.gov.uk/government/publications/the-green-book-appraisal-and-evaluation-in-central-government>

⁴ http://apace.org.uk/documents/APACE_Police_Fire_Business_Case_Guidance.pdf

The purpose of this business case is to assess which governance option would be most likely to deliver a greater pace and scale of collaboration between the two services to improve their effectiveness, efficiency and economy to the benefit of public safety. It is not to provide a detailed case for progressing each opportunity. Each would require a further assessment to detail the financial and non-financial benefits and costs, and set out their implementation.

The five cases are:

- **Strategic Case** – sets out the legislative and strategic context for NYP and NYFRS collaboration and governance, summarises the case for change and sets out the opportunities and strategic risks. This provides the context, and critical success factors, for appraising the options. The Strategic Case does not recommend a particular option.
- **Economic Case** – appraises the governance options (including the 'Do Nothing' model), against the critical success factors that will help the PCC to decide and the Office of Police and Crime Commissioner (OPCC) to inform the Home Secretary's appraisal of a proposal if and when submitted. The Economic Case identifies the 'preferred option'.

The implications of implementing the preferred option are then set out in the remaining three cases:

- **Commercial Case** – sets out the commercial, HR and resourcing implications of the preferred option.
- **Financial Case** – sets out the affordability and accounting implications of the preferred option. The Financial Case reflects the benefits and costs to the organisations.
- **Management Case** – outlines how the preferred option can be delivered, including more detailed planning, consultation requirements and communications approach.

These final cases will be developed further before submission of the final Local Business Case to the Home Office, but their substantive points relevant to public consultation are set out here.

2 EXECUTIVE SUMMARY

This summary brings together the main analysis and findings, which are explored in more detail in the rest of the document.

2.1 Strategic Case

The strategic case sets out the context and drivers for change. It does not assess the governance options, but provides information that is material to that assessment set out in the Economic Case.

1. The strategic case for a change to the current model of governance of police and fire and rescue services in North Yorkshire is clear. Given the structure, size and budgets of the two organisations, and the shared challenges in demand and finances that they face, closer working is inevitable.

Covering over 3,000 square miles, the county of North Yorkshire consists of seven districts and boroughs and the City of York, and ranges from isolated rural settlements and farms to market towns and larger urban areas such as York, Harrogate and Scarborough. Overall it is sparsely populated, but the population is increasing steadily. In particular, the number of people in the older age groups is increasing at a higher rate than the average in England. This has significant implications for vulnerability and for pressures on services.

The City of York is a university city and therefore has a different demographic make-up to North Yorkshire; the highest proportion of people in York is within the 20-24 bracket, followed by the 25-29 group.⁵ Population growth in York has been even stronger than across the county.

The county has two tier-one authorities, with North Yorkshire County Council covering the seven districts and boroughs, and the City of York Council covering the City of York.

North Yorkshire Fire and Rescue Service (NYFRS) and North Yorkshire Police (NYP) cover all seven districts and the City within their combined boundaries. They are conterminous and service the needs of over 813,000 residents, as well as considerable numbers of seasonal visitors.⁶

The large and rural nature of the county brings significant challenges for public services, including policing and fire and rescue services. Pressures come from providing services to isolated and/or sparsely populated areas as well as densely populated urban areas, addressing both rural and urban poverty, particularly as public demand and expectation remains high.

Requirements on our police and fire and rescue services are changing, with increasing time spent on non-crime and non-fire incidents. More resource is required to support vulnerable people, in a place-based approach, regardless of who is the service provider. Ensuring that the right community services are available to protect vulnerable people, and retain community resilience to support them, is a particular challenge with which police and fire and rescue services are increasingly being asked to deal.

These challenges are set in the context of increasing strains on public finances. Budgets continue to fall, both in fire and rescue and policing, as well as for health, social care and local government. Other agencies, and the public, increasingly look to policing and fire and rescue services to provide extra support and plug gaps.

⁵ <http://www.healthyyork.org/the-population-of-york/specific-population-profiles/frail-elderly.aspx>

⁶ <http://www.justiceinspectorates.gov.uk/hmic/peel-assessments/peel-2016/north-yorkshire/key-facts/>

Nationally, there is a continued drive for efficiencies, and, to avoid cuts to frontline services and respond effectively to the changing needs of the public, police and fire and rescue services will have to increasingly work together.

2. However, while there has been some collaboration to date, this has been limited in ambition, has progressed slowly, and has been led tactically rather than having been strategically developed.

In 2013, NYFRA and NYP signed a Statement of Intent to collaborate, recognising the need to work better together. While this has been a long-standing commitment to collaborate, and set an ambitious strategy and programme, progress has been slow and limited to date. Previous programmes of work have not developed momentum and pace, in part due to fragmented governance (although NYFRA have established a Collaboration Committee since the beginning of work on this business case).

Collaboration that has occurred is largely tactical in nature and has predominantly focussed on support services, i.e. transport and logistics, estates and procurement, and some particular frontline initiatives around community safety and road safety (see Table 1, 'current state'). However, this has been relatively small-scale and is fragmented in nature, developing at an operational level with no clear vision or strategy. One barrier to a greater pace and scale of collaboration has been issues of sovereignty over individual services within each organisation.

Given this, and the increasing pressures, all parties agree that there is a need for change to accelerate the pace and scale of collaboration.

3. There are considerable drivers for change, with evidence showing that more joined up governance accelerates collaboration.

There is a clear steer from the Government, as well as from the national fire and policing bodies, for increased collaboration between the two services and with wider partners.

The Policing and Crime Act 2017 is the latest legislation of several over the last two decades which has called for closer working between the emergency services. This latest Act, while reinforcing the message, goes further than those previously, setting out the option to consider a change in governance as a route to speeding up and scaling up collaboration. Statements from Government ministers make it clear that the status quo is not an option.

Currently, the organisations are governed and organised differently, with the Fire and Rescue Authority governing NYFRS and the PCC holding the Chief Constable to account for policing. A number of national reviews have highlighted weaknesses in fire governance, and the PCC model has been demonstrated to have increased scrutiny, public engagement, transparency and innovation in policing.

Service reviews have also noted the clear need for change. HM Inspectorate of Constabulary stated in 2014 that collaboration between police forces, as well as with wider partners, remains complex and fragmented. The National Audit Office (NAO) suggested in 2015 that Fire Authorities rely too heavily on information from senior fire officers without independent information to help their deliberations, such as that enjoyed by PCCs through their independent offices. The NAO reflected that this finding was similar to that which they had observed amongst Police Authorities prior to the move to PCCs.

In 2012 the Knight Review of Fire and Rescue Authorities advised that shared governance and closer working and sharing of teams would unlock further savings, and observed that a similar model to PCCs could enhance public accountability. The Thomas Report on Fire and Rescue Service staff stated in 2016 that the greatest opportunity to drive economies to reinvest in frontline services would be to bring together support functions collaboratively across services.

Research from the UK and internationally, shows that complex and fragmented governance structures create one of the greatest barriers to effective collaboration. As best practice examples develop, evidence shows that bringing governance closer together accelerates the pace and scale of collaboration and is more likely to deliver benefits to the efficiency and effectiveness of services, and therefore to public safety. More

specifically, evidence from other countries shows that significant benefits can be forged by bringing fire and police services under a single governance body.

Studies have also shown wider benefits of transparency and engagement resulting from the PCC model moving from bureaucratic to democratic accountability. The NAO, for example, found in 2014 that PCCs are able to make decisions faster and are more transparent than the committees they replaced, with significantly greater public engagement. They also increase innovation, respond better to local priorities, and achieve better value for money.

In a context where budgets are tight, efficiencies have already been extracted to considerable extent from both organisations. Further economies, if they are not to start cutting frontline numbers, can only be found by increased collaboration. The public expect this, especially as their demand for policing and fire services is changing, broadening to include a range of demands which are outside the 'traditional' purview of these services. This places new challenges on frontline policing, especially in dealing with sensitive welfare and health issues. Greater transparency and accountability is therefore requisite, for which studies suggest that the inclusion of PCCs in governance of fire and rescue would increase public accountability of that service.

4. Local collaboration could and should go much deeper and faster.

In preparation for this business case, a set of further prioritised opportunities for collaboration have been identified. A bottom up approach was adopted, and at initial workshops with frontline practitioners an ambitious set of priorities was put forward. However, in further discussions to assess and flesh out those ideas, that ambition has been scaled back. The 'Current identified collaboration priorities' column in Table 1 sets out the relatively limited scale of collaboration that could be agreed by the two organisations at this time.

The PCC also has a vision for a more strategic transformation of police and fire collaboration that can deliver genuine change, focussing on outcomes for the public rather than organisational sovereignty. This is set out in Table 1 under the 'Transformation vision' column. This agenda will require strong cross-organisational leadership to implement, especially given the issues around sovereignty that have formed one barrier to greater pace and scale of collaboration in the past.

These are all initial ideas at this stage and would be subject to further assessment. It should be noted, however, that any of these ideas would maintain at a minimum the existing Fire Cover Review and Integrated Risk Management requirements of both services. However, examples of similar collaboration from other parts of the country show the benefits to community resilience, public safety, and the protection of vulnerable people that these transformational ideas might bring. Future governance of police and fire therefore needs to be able to support delivery of this vision and accelerate the pace and scale of collaboration to achieve the greatest possible improvement to public safety.

Given the current context, this is vitally necessary to enable continued improvement of the services to the public of North Yorkshire, further reducing harm, improving resilience and effectiveness, and increasing value for money. These benefits are the ones which must be realised from reinvesting savings into frontline services. Greater transparency and accountability will be important in this, and can be delivered. There are opportunities for the changes that the PCC model has delivered in policing to be applied to fire and rescue, contributing to improved effectiveness of service delivery.

Any change also needs to be capable of being implemented successfully and not put public safety at risk. It also needs to ensure that the clear and separate roles of policing and fire are retained, sufficient fire cover is provided, and that links with wider community, health, social care and local government partners are maintained or enhanced.

Table 1: Potential collaboration – current state versus the vision for transformed services

Theme	Current state	Current identified collaboration priorities	Transformation vision
Strategic commissioning	<p>Currently fire and police plans are developed separately</p> <p>Separate commissioning budgets. Use of volunteers not co-ordinated or shared</p> <p>Intelligence sharing takes place in some areas (operational not strategic)</p>	<p>Development of joint priorities for collaboration</p> <p>Sharing data and intelligence on communities and incidents on a local, tactical level basis to support planning and response. This would include data and intelligence on specific individuals, premises and homes and would involve reciprocal fire and police information access.</p>	<p>Fully integrated strategic development and risk management, including joined up research and public consultation</p> <p>Joint commissioned services and budgets to respond to public need through joined-up services and support</p> <p>Systematic data sharing of intelligence and vulnerability to support more aligned strategic decision making across communities.</p>
Improved Prevention and demand management	<p>Community Safety hubs in Scarborough, Selby and York</p> <p>Road Safety joint initiatives and campaigns (95 Alive)</p>	<p>Improved co-ordination and reach of Safe and Well checks:</p> <ul style="list-style-type: none"> • Joint police and fire community interventions • One safe and well assessment across fire and police, specialist training and clearer role definition • Use of volunteers to support the role in wider local activity e.g. leafletting, door knocking • Volunteer community contact points for police and fire jointly (potential reduction of demand on control centre) 	<p>A single approach to community safety across police and fire through a jointly funded Community Safety Service, tailored to the needs of people and communities, including single, jointly funded, community safety roles</p> <p>Alignment with health and local authority partners through Health and Wellbeing Board and Mental Health Care Concordat</p> <p>Accelerated use of shared data and intelligence to dynamically map vulnerability to better target and pro-actively deliver increased primary prevention and early intervention work and jointly commissioned services across rural and urban areas for those who need it most</p> <p>Roll-out of community safety hubs, and expansion and diversification (central/local) to bring in greater range of partners and improve resilience for local communities</p>
Effective Joint Response	<p>Joined-up tactical response to incidents where required</p> <p>Local Resilience Forum and JESIP</p>	<p>Fire would also take on forced entry, in addition to police.</p> <p>Extension of first responder fire role to police (e.g. through firearms officers that have defib kit being deployed as appropriate).</p>	<p>A truly joint control room for a more effective response to the public by the right service at the right time:</p> <ul style="list-style-type: none"> • Fully integrated operations and system • Shared staff roles, training and rotas <p>First responder as part of community safety roles, especially to improve resilience in rural areas</p>
Shared support services	<p>Co-location of transport and logistics functions and driver training</p> <p>Shared transport and logistics manager</p> <p>Co-location of fire and police in Bedale and plans for Ripon</p>	<p>Colocation of transport and logistics resources and further integration of teams.</p> <p>Shared finance, procurement, IT, transport and estates teams.</p> <p>In-flight and pipeline opportunities identified for estates collaboration, including shared HQ.</p> <p>Joined-up training and learning and development for officers, firefighters and staff</p> <p>Shared procurement service, starting with products which share common specifications e.g. stationery, fuel</p>	<p>Creation of a community safety estate – single estates strategy with multi-purpose estate, single investment strategy</p> <p>Wider collaboration through One Public Estate to create local community safety hubs integrating health estate and designated community assets where appropriate.</p> <p>New models of shared enabling services delivery across police and fire, such as through a third entity.</p> <p>Greater integrated specialist training (e.g. mental health) across both services.</p> <p>Where appropriate, single ICT strategy and systems</p>
Shared management roles	None	None identified	<p>Combined or reduced senior management roles across fire and police, particularly around corporate, non-operational roles, where it makes business sense to do so. In addition, it is assumed that governance roles can be shared across fire and police (S151 Officer and Monitoring Officer roles). Any changes would be phased in line with existing staff retirements or natural attrition.</p>

2.2 Economic Case

Taking into account the context and drivers set out in the Strategic Case, this case sets out the economic appraisal for each option. This includes a qualitative assessment against the 'critical success factors' (CSFs) (see section 3.4) agreed through this process, and an assessment against the four tests in the Policing and Crime Act 2017.

It is important to remember that the purpose of this assessment is to consider which governance option is most likely to achieve the greatest acceleration of the pace of collaboration, the greatest scale of ambition, and the greatest degree of transparency and accountability.

It does not provide a detailed business case for each collaboration opportunity, which would need to happen subsequently.

It balances the benefits against the deliverability of the option and how it mitigates against strategic risks, to determine which option will provide the most effective, efficient and economic service to the benefit of public safety.

The Do Nothing model will continue the current pace and scale of change, furthering collaboration on the current ad hoc, tactical basis, but bringing no step-change in delivery. The Government and local stakeholders throughout this process have not considered this to be a viable option and as such this LBC has been prepared on the understanding that a change to the status quo is required.

The Representation model would bring tangible changes, with the PCC becoming the 17th voting member on the NYFRA and having a formal vote in the new Collaboration Committee. Whilst this model could contribute to delivering the priority opportunities identified and bring additional external scrutiny to fire matters, the option is unlikely to drive a significant change in the pace or scale of collaboration. As a governance model it would continue to require multiple decision-making mechanisms and relies upon joint agreement of objectives and priorities. It would not therefore deliver significant savings, making it more difficult for police and fire to meet the financial and operational challenges set out in the Strategic Case. It is however low-risk and could be a stepping stone to more significant changes in the future. This model would not harm public safety, but it would not bring extensive improvements to public safety either.

The Governance model would bring a material change. Based on the evidence set out in the Strategic Case, it would speed up the pace of collaboration within police and fire, and with other partners, due to simplified, aligned decision-making structures. It could make transformational change more likely, with a greater likelihood of enabling joint commissioning strategies and cross-organisational investment and resourcing decisions, bringing with it greater likelihood of achieving improvements to services for the public. It would bring more significant financial benefits that could be re-invested in frontline services. It would also enable the mechanisms used by the PCC to engage with the public to apply to fire, and increase scrutiny of fire and rescue matters. There will be some implementation costs and risks, but they are considered manageable. This model would not harm public safety, and could bring significant improvements in public safety.

The Single Employer model could bring greater benefits than the Governance model, through providing the means to achieve deeper integration of fire and police assets while maintaining operational separation. Joint management structures would create greater joined up operational practice, and could move the services from two organisations to a single community safety service in the future. It would bring significant savings that could be reinvested in frontline services. However, it also brings significant delivery and strategic risks. Therefore, while it could bring significant improvements to public safety, there is a risk that it could harm public safety if it results in disruption for the residents of North Yorkshire.

Under the Governance model and Single Employer model, the role of the Police and Crime Panel would also need to be expanded to enable it to take on scrutiny roles relating to fire matters. It would also not be possible to revert to the Representation model if these models are not found to be effective.

A summary of the analysis is provided below. Detail as to the evidence base for each assessment is set out in the Economic Case. The estimated financial benefits of each model are a mix of direct financial implications from the change and also the benefits that the change could enable, where it is possible at this stage to make estimates, based on management assumptions. Separate investment cases would need to be made for the enabling opportunities.

Table 2: Summary economic appraisals

Critical success factors		Models (High/Medium/Low assessment)			
Critical success factor	How the test is met	Do nothing	Representation	Governance	Single Employer
Accelerates scale, pace and effectiveness of collaboration	The governance option can accelerate and enable more effective collaboration and deliver tangible public safety and vulnerability prevention benefits to reduce harm, improve resilience and effectiveness, and increase value for money	L	L	H	H
Brings benefits in terms of transparency and accountability	The governance option can improve transparency, accountability, visibility, and consistency of decision-making for the public, stakeholders and NYP and/or NYFRS	L	L	M	M
Is deliverable	The governance option can be implemented successfully	H	H	M	L
Mitigates strategic risks	The governance option can mitigate strategic risks	M	H	H	L
CSF summary assessment		L - 2 M - 1 H - 1	L - 2 M - 0 H - 2	L - 0 M - 2 H - 2	L - 2 M - 1 H - 1
Net present value (£)⁷		£0.1m	£1.3m	£6.6m	£7.5m
Assessment against statutory tests		[7] ✓✓ ✓✓ ✓✓ ✓	[9] ✓✓ ✓✓ ✓✓ ✓✓ ✓	[10] ✓✓ ✓✓ ✓✓ ✓✓ ✓✓	[8] ✓✓ ✓✓ ✓✓ ✓✓

Based on the assessment of the options against the critical success factors and the four tests of public safety, effectiveness, economy and efficiency, the preferred option is the Governance model.

⁷ Note – this refers only to the benefits from the prioritised opportunities identified in the second column of Table 1 and potential management changes in fire and rescue. It is not possible at this stage to estimate financial benefits from the Transformation Vision.

It is assessed that this model is most likely to achieve the greatest acceleration of the pace of collaboration, the greatest scale of ambition, and the greatest degree of transparency and accountability, bringing meaningful savings, whilst being deliverable and sufficiently mitigating against strategic and public safety risks.

It is therefore most likely to deliver the transformation vision for collaboration against the context and drivers set out in the Strategic Case. It is most likely to further enhance and improve public safety.

2.3 Commercial Case

Implementing the Governance model will require the Secretary of State, using powers in the Policing and Crime Act, to make the PCC the FRA for North Yorkshire.

The Governance model would have commercial implications, since it would involve transferring assets and liabilities, and novating contracts. The most significant of these will be the PFI for Easingwold (NYFRS's training centre). In addition, the disbanding of the current NYFRA will affect existing contractual arrangements with NYCC for the provision of finance, committee and legal services. The Office of the PFCC would take responsibility for democratic services, and over time these other contracts may be brought into a joint arrangement with North Yorkshire Police, using in-house staff with external support as required, but there will need to be further assessment of these changes and transitional arrangements put in place with NYCC.

The Governance model would also require staff to transfer from the existing NYFRA as their employer, to the new FRA, led by the PCC, under Cabinet Office Statement of Practice (COSO P).

These changes are considered manageable.

2.4 Financial Case

We estimate that the direct costs of implementation will be ~£120k. We expect these costs will be funded from the PCC's earmarked reserves. We forecast a small saving in operational costs as a direct result of a change to the governance model, which will partially offset implementation costs. Applying inflation to 2016/17 budget figures, the total annual expenditure that could be controlled by the PFCC would be of the order of £170m in 2018/19. Financial benefits shown in the economic case would, wherever possible, be re-invested in frontline services.

2.5 Management Case

The Management Case describes the arrangements and plan for managing implementation of the proposed models successfully. Based on current assumptions, the earliest realistic target implementation date for the new governance arrangements would be 1 April 2018.

Implementation of the changes would rely on ongoing engagement with stakeholders, including staff and their representative bodies.

In considering the equality impact of the changes, it is likely that none of the governance changes would affect any group or sector of the community differentially. However, this will need to be tested as part of the consultation and an equality impact assessment completed prior to formal submission of the Local Business Case to the Home Office.

After implementation a Police, Fire and Crime Plan would be developed that would set out how efficiency and effectiveness could be improved in order to protect frontline services. Business cases, including staff and union consultations, would be developed for community safety and prevention services and to create a third entity to provide enabling services to NYP and NYFRS. The estates strategies of both organisations would be reviewed to develop a single 'community safety estate' strategy that would seek to bring in other partners as well. Data analysis and the implementation of data sharing structures would be put in place to

strengthen collaborative working. A change review would be initiated to start discussions around the future senior management structure of NYFRS to identify where efficiencies might be made, though this would be implemented through natural attrition.

2.6 Conclusion

This LBC sets out the case for change and, in particular, how governance can drive the pace and scale of change. The preferred option, the Governance model, will bring benefits to the pace and scale of collaboration, the way in which the public are engaged in the delivery of fire and rescue services and relative low risk versus some of the other options. The Governance model will allow for acceleration of the existing programme of work in estates and further shared functions around support services, releasing benefits which could be used to invest in frontline services. The new model will provide a secure platform for emergency service reform in North Yorkshire.

3 STRATEGIC CASE: THE CONTEXT AND CASE FOR CHANGE

The Strategic Case sets out the legislative and strategic context for NYP and NYFRS collaboration and governance, summarises the case for change and sets out the opportunities and strategic risks. This provides the context and critical success factors for appraising the options. The Strategic Case sets out the context and drivers for change.

Introduction

The Strategic Case sets out the legislative and strategic context for NYP and NYFRS collaboration and governance, summarises the case for change and sets out the opportunities and strategic risks. This provides the context and critical success factors for appraising the options. The Strategic Case sets out the context and drivers for change. It does not assess the governance options, but provides information that is material to that assessment set out in the Economic Case. The Strategic Case does not recommend a particular option.

The Strategic Case is set out in four sections. The first section looks at the current makeup of the two organisations, their governance models and practices, their financial health, and the extent of current collaboration.

The second section details the drivers for change at a national and local level. It looks at national policy direction, service reviews and research evidence into the governance barriers to collaboration and into the impact on policing of the change to PCCs from Police Authorities. It also considers continuing financial pressures, and the change in public expectations and demands being experienced by both services.

The Strategic case then considers the local case for a change to the current model of any kind. It looks at local performance, financial considerations, and demand change, and the factors within these with which any future governance model must be able to deal. It then sets out the opportunities and visions for collaboration identified during the development of this business case, considering the possible impact of such opportunities for the public of North Yorkshire were they to be implemented.

Finally, the Strategic case sets out the critical success factors that are used in the Economic Case to assess the governance options, and the strategic risks which governance options must mitigate.

3.1 The local context

This section describes the local context for change, including the current emergency services landscape.

3.1.1 Introduction to North Yorkshire and City of York

Covering over 3,000 square miles, the county of North Yorkshire ranges from isolated rural settlements and farms to market towns and larger urban areas such as York, Harrogate and Scarborough. Outside of urban centres and market towns, North Yorkshire is sparsely populated, with 55% of the population living in rural areas and 17% of the population living in areas which are defined as super sparse (less than 50 persons/km).⁸ The population of the county has increased steadily, by 6% from 2001 to 2015, but is set to

⁸ North Yorkshire Joint Strategic Needs Assessment, 2015

grow less than the England average overall. The number of people in the older age groups within North Yorkshire is increasing at a higher rate than the England average.

The City of York is a university city and therefore has a different demographic make-up to North Yorkshire; the highest proportion of people in York is within the 20-24 bracket, followed by the 25-29 group.⁹ Population growth in York has been strong, between 2001 and 2011 York grew more than Yorkshire and Humber or England (9.4% compared with 6.2% and 7.2% respectively).¹⁰

Politically, North Yorkshire has two tier-one authorities – North Yorkshire County Council, which covers the Boroughs of Harrogate and Scarborough and the Districts of Richmondshire, Hambleton, Ryedale, Selby and Craven, and the City of York Council, which covers the City of York.

North Yorkshire and York are affluent overall, with pockets of deprivation. In North Yorkshire there are 18 (lower super output) areas amongst the 20% most deprived in England, the majority of which are in Scarborough district, two in Craven, one in Selby and one in Harrogate.¹¹ Scarborough also has higher than national average rates of child poverty and public health issues. Although York is the third least deprived city out of their national peer group of 64, York has pockets of very deprived areas which are masked by York's overall prosperity.¹²

North Yorkshire currently ranks as the safest county in England¹³, in terms of crimes per every 1000 people (45.3), North Yorkshire is also the fourth safest local force area in the UK.¹⁴ However, there are also pockets of higher-crime areas, and all areas of North Yorkshire continue to have significantly higher rates of people killed and seriously injured on the roads when compared with the national average.

The ageing population is leading to a number of long term health conditions and increasing numbers of people who are frail and vulnerable, which in turn can lead to risks around fire safety and crime. The North Yorkshire Fire and Rescue Service Integrated Risk Management Plan notes that the largest single 'at risk' group in the home is the elderly.¹⁵ Home Office customer segmentation analysis around those groups which are most likely to be affected by 'serious and organised crime' cites older people, living in rural or semi-urban areas as 'digitally vulnerable'. These residents have high levels of offline protection, however inexperience with technology makes them vulnerable to online crime and fraud.¹⁶

The large and rural nature of the county, coupled with the rising and aging population, brings significant challenges for public services, including policing and fire and rescue services, particularly as public demand and expectation remains high. A public consultation developed to inform the 2017 Police and Crime Plan found that the public want to see a focus on customer service and experience, a visible policing presence, they have a concern around preventing crime and a need to protect the most vulnerable in society. Crimes which cause the most concern are burglary and anti-social behaviour, while over the last five years, concern has grown most regarding online crime, fraud and child sexual exploitation.¹⁷

⁹ <http://www.healthYork.org/the-population-of-york/specific-population-profiles/frail-elderly.aspx>

¹⁰ https://www.york.gov.uk/info/20037/statistics_and_information/79/census

¹¹ North Yorkshire Joint Strategic Needs Assessment, 2015

¹² <http://www.healthYork.org/what-its-like-to-live-in-york/deprivation-and-prosperity.aspx>

¹³ <https://northyorkshire.police.uk/news/north-yorkshire-remains-the-safest-place-in-england/>

¹⁴ <https://www.justiceinspectorates.gov.uk/hmic/crime-and-policing-comparator/>

¹⁵ Integrated Risk Management Plan, NYFRS, 2013/14 – 15/16

¹⁶ Serious and Organised Crime Protection: Public Interventions Model, Home Office

¹⁷ North Yorkshire Police and Crime Plan Consultation, buzzz, December 2016

Standalone public service delivery and silo working may not be able to deliver against these expectations. Simplified and more joined up local emergency services will be required to meet the changing needs of communities.

3.1.2 Local emergency services in North Yorkshire

North Yorkshire Fire and Rescue Service (NYFRS) and North Yorkshire Police (NYP) cover seven districts and the City of York within their combined boundaries. They are conterminous and service the needs of over 809,200 North Yorkshire and York residents.¹⁸

The North Yorkshire Fire and Rescue Authority (NYFRA), through the North Yorkshire Fire and Rescue Service, is responsible for delivering a number of services, including fire response services and other emergency incidents. The service also has a trusted role in community safety, prevention activity and in enforcing fire safety legislation. NYFRS also shares collaborative initiatives with Yorkshire Ambulance Service (YAS), NYP, other Yorkshire and the Humber FRSs and Cornwall FRS.

North Yorkshire Police is operationally responsible for the policing of the whole of North Yorkshire. It shares a number of collaborative initiatives with North East region forces (Cleveland, Durham, Northumbria, Humberside, West Yorkshire and South Yorkshire) as well as NYFRS and YAS.¹⁹

Both North Yorkshire Fire and Rescue and Police work closely with both North Yorkshire and City of York councils as well as 7 district councils and the YAS. North Yorkshire's characteristics also require police and fire to work closely with maritime and mountain rescue services, and two national park authorities.²⁰ The delivery landscape is therefore relatively complex and unique.

3.1.3 North Yorkshire fire and police service overview

North Yorkshire Fire and Police organisational summaries are shown below:

Table 3: Fire and Police organisational summary

	NYFRA	NYP (Chief Constable) / PCC (including OPCC)
Net expenditure (16/17)	£29.2m ²¹	£140.2m
Staff (16/17)	Total: 779 298 FTE whole-time staff 380 retained firefighters (headcount) 77 FTE support staff	Total ²² : 2,605 FTE, 9 FTE in the OPCC 1,375 FTE Officers 1,040 FTE staff*

¹⁸ Office of National Statistics, mid-2015 population estimate

¹⁹ <http://www.northyorkshire-pcc.gov.uk/police-oversight/governance/decisions/collaboration-agreements/>

²⁰ North Yorkshire Moors and Yorkshire Dales

²¹ Figures are draft and unaudited at time of writing

²² As at 31 March 2017

	NYFRA	NYP (Chief Constable) / PCC (including OPCC)
	15.5 FTE control room staff	181 FTE PCSOs (*of which 183 control room staff)
Coverage	<p>North Yorkshire County Population: 602,300²³</p> <p>City of York Population: 206,900</p> <p>38 fire stations (5 whole time shift stations, 7 day crewed stations, 24 retained stations, 2 volunteer stations) and one HQ</p>	<p>North Yorkshire County Population: 602,300²⁴</p> <p>City of York Population: 206,900</p> <p>68 buildings (including 34 stations and one HQ)</p>
Governance	North Yorkshire Fire and Rescue Authority (16 members)	<p>Police and Crime Commissioner</p> <p>Chief Constable</p>
Costs of Governance ²⁵	<p>Estimated at ~£139k (76k for member direct costs and training, £40k for finance and audit costs, 23k for committee services and Monitoring Officer) (based on 15/16 actual data).</p> <p>This is detailed at Appendix 8.1.</p>	<p>Total 17/18 OPCC budget is £911k (includes PCC direct costs and OPCC staffing costs of £512k, statutory officer functions of £304k and services to the community of £94k).</p> <p>This is detailed at Appendix 8.1.</p>

North Yorkshire Fire and Rescue Authority

NYFRS is governed by the North Yorkshire Fire and Rescue Authority, a Combined Fire and Rescue Authority which covers the areas of NYCC and CYC, an arrangement that has been in place since April 1996.²⁶

The Fire and Rescue Authority directs and monitors the role of NYFRS, and has the ultimate responsibility, as a corporate body, for decision-making on fire and rescue matters across the local authority areas of NYCC and CYC, in line with the Fire and Rescue Services Act, 2004.²⁷ NYFRA membership comprises of 16 locally elected representatives: 12 from NYCC and 4 from CYC. Members are appointed by the local authorities after each local election. NYFRA is supported by a Treasurer, Monitoring Officer (provided by

²³ Office of National Statistics, mid-2015 population estimate

²⁴ ibid

²⁵ It should be noted that the costs of governance of the NYFRA and PCC are not directly comparable. A significant amount of the FRA's statutory responsibilities are delegated to officers who are authorised to discharge specific functions, whereas the PCC has a small team that manages day to day responsibilities as well as independent scrutiny of the constabulary and the chief constable.

²⁶ <https://www.northyorksfire.gov.uk/about-us/who-we-are/fire-authority>

²⁷ <http://www.northyorksfire.gov.uk/about-us/who-we-are/fire-authority>

NYCC) and also other treasury management, committee and legal services provided by NYCC (see Table 5).

NYFRA has a number of committees to support its work; their duties are listed below and more details are held at Appendix 8.2.²⁸ The Fire and Rescue Authority also has a newly formed Collaboration Committee. The Appeals Committee and Appointments Committee meet only as required.

Table 4: NYFRA corporate structure

Governance Board	Purpose	Meeting Frequency
Fire Authority	Main decision-making body for all fire and rescue services.	4 per year
Audit and Performance Review Committee	Monitors, and receives reports on the performance of the Authority in respect of Government standards, the Authority's own Code of Governance, and monitors how the organisation is performing against its targets.	4 per year
Standards Sub-Committee	Promotes and maintains high standards of conduct in the Authority.	2 per year
Collaboration Committee	Established April 2017. Will work on behalf of the Authority to work across a wide range of partners to deliver collaboration projects. The Fire Authority Chair is the only voting member of the Fire Authority on this committee. The PCC sits on this committee and will, subject to consultation and agreement, also receive 1 vote.	6 per year
Pensions Board	Assists the Authority in its role as a scheme manager of the Fire Fighters' Pension Scheme.	1 per year
Appeals Committee	Hears and determines appeals against the decision of officers, where provision exists for appeals to a Member level body.	Ad hoc
Appointments Committee	Determines an appropriate recruitment package within existing policies as regards salary, benefits and removal expenses in respect of vacancies for the Chief Fire Officer/Chief Executive and his/her Directors. Evaluates, from time to time, the terms and conditions of these posts.	Ad hoc

North Yorkshire County Council and the City of York provide the following services to North Yorkshire Fire and Rescue Authority:²⁹

Table 5: Services provided to NYFRA by NYCC and City of York

Contractor	Title of Agreement	Description	Annual contract value (£)	Length of Contract
NYCC	Building Maintenance Contract Support	Building Maintenance including provision of Help Desk facility and measurement, valuation and invoice preparation of the Building Maintenance Contract works. Contract accessed through NYCC	£110,000	1 year
NYCC	Committee Services SLA and Legal Services SLA	Provision of committee and legal services	£81,570	3 years

²⁸ http://www.northyorksfire.gov.uk/useruploads/files/governance/2017-01-30_-_fire_-_members_handbook.pdf

²⁹

http://www.northyorksfire.gov.uk/useruploads/files/financial_information/contracts/contracts_2017/procurement_register_for_contracts_050217_plf.pdf

Contractor	Title of Agreement	Description	Annual contract value (£)	Length of Contract
NYCC	Finance SLA – Finance	Provision of financial ledger, treasury management, risk management	£55,017	3 years
NYCC / City of York	Internal audit	Provision of internal audit services	£25,000	1 year
NYNET via NYCC	IT services	Wide Area Network provision	£95,000	1 year
NYCC	Finance SLA – Payroll	Managed payroll system	£21,252	1 year

North Yorkshire PCC

The Police and Crime Commissioner (PCC) is elected to hold the Chief Constable of North Yorkshire to account for the delivery of policing in North Yorkshire. The PCC has a wider duty to bring together community safety and criminal justice partners to reduce crime and support victims across North Yorkshire. The PCC is a separate legal entity to North Yorkshire Police and is an elected representative with key statutory responsibilities that include:

- Securing the maintenance of an efficient and effective local police force; and
- Holding the Chief Constable of North Yorkshire Police to account for the exercise of his functions and those of persons under his/her direction and control.

In addition, the PCC has retained responsibility for some enabling back office services; estates and logistics, technology, organisation and development and corporate communications functions for the wider force. The Chief Executive of the Office of the PCC is responsible for delivery of these services.

The PCC's corporate structure is shown below.

Table 6: PCC's corporate structure

Structure	Purpose	Meeting Frequency	Chair
Executive Board	Formal strategic board for NYP, directing delivery of, and assessing progress against, the Police and Crime Plan, and monitoring budgets and financial plans. Decision making responsibility rests solely with the PCC.	Bi-monthly	PCC
Public Accountability Meeting	PCC holds Chief Constable to account through public scrutiny for the efficiency, effectiveness and performance of the police.	Monthly	PCC
Joint Independent Audit Committee	Provides assurance and audit of corporate governance	Quarterly	Independent chair

The PCC has informal meetings with Chief Officers every week, and is able to take decisions outside of formal meetings.

The Chief Constable also has organisational meetings to facilitate the delivery of policing services.

The PCC and the Chief Constable are also members of the Regional Collaboration Board for the Yorkshire and Humberside region, and the Evolve Joint Governance Board for the Durham, Cleveland and North Yorkshire partnership. The Commissioners, Chief Constables, Chief Executives and other relevant staff and

officers meet regularly to ensure these police services are working well together and to forward collaboration strategy and practice where possible.³⁰

North Yorkshire Police and Crime Panel

The Police and Crime Panel (PCP) provides checks and balances on the work of the PCC. The Panel scrutinises how the PCC carries out her statutory responsibilities providing constructive challenge, but also supporting the Commissioner in her role in enhancing public accountability of the police force. NYCC is the responsible authority for the North Yorkshire Police and Crime Panel. The Panel comprises: one elected representative from each of the district authorities; one from the County Council and two from the City of York. In addition, three individuals that have been co-opted, of these two are independent 'community' members and one is an elected member.³¹ NYCC received £66,180 in grant from the Home Office for the 2016/17 financial year to be able to support the Panel.

North Yorkshire Police

North Yorkshire Police is operationally responsible for the policing of the whole of North Yorkshire.³² The Chief Constable has a statutory responsibility for the control, direction and delivery of operational policing services provided by North Yorkshire Police. The Chief Constable is held to account by the Police and Crime Commissioner for North Yorkshire.

3.1.4 Current collaboration picture

NYFRA and NYP have had a long-standing commitment to collaborate, but progress has been slow and there is no formal governance to drive such collaboration (although a new committee has recently been established by NYFRA). In December 2013, both organisations confirmed their commitment for collaboration in a vision and Statement of Intent for Improving Public Safety.³³ The vision was as follows³⁴:

"The aim of this programme of work is to deliver by 2020 a Police Service and a Fire & Rescue Service for North Yorkshire and the City of York which retain their respective identities, legislative duties, powers and responsibilities, and governance arrangements, but which share an integrated suite of business support and community safety prevention services where it makes sound operational and business sense to do so. The communities of North Yorkshire and York will continue to enjoy discreet Police and Fire & Rescue Services but will see two of their blue light services functioning as a virtual combined service in terms of business support and prevention."

Specifically, this sought to gain opportunities for collaboration in terms of:

- Operational synergies in the services provided, particularly those that prevent harm to our communities;
- Similarities in organisational culture of 24-7 emergency services provision across a wide and diverse geography;
- A shared context in relation to national funding reductions and a need to cut non-frontline costs;
- A co-terminous boundary that encompasses a large and logistically challenging territory;
- An innovative approach to service re-design;
- Parallel work developing across the country between Fire and Police Services.

³⁰ <https://www.northyorkshire-pcc.gov.uk/police-oversight/governance/regional-governance/regional-collaboration/>

³¹ <http://www.nypartnerships.org.uk/pcp>

³² <https://northyorkshire.police.uk/content/uploads/2015/08/Top-level-Forcewide-Organisation-Structure-Chart-May16-Update-1.pdf>

³³ <http://www.northyorkshire-pcc.gov.uk/content/uploads/2013/12/Statement-of-Intent-221113-FINAL.pdf>

³⁴ Fire and Police Steering Group, Monday 8 July 2013

The Statement of Intent goes on to say that:

“This alliance, whilst not exclusive of other partnering opportunities that may offer a greater return on investment, would create a principal partner position through to 2020 and beyond. This partnership will exploit all opportunities for the sharing of services in the functions of:

- *Community Safety*
- *Command and Control*
- *Training Facilities*
- *Transport Management*
- *HR / Personnel Services*
- *Training & Development*
- *Finance*
- *Estates including a shared Headquarters in the northern area*
- *Health and Safety*
- *Communications*
- *Planning*
- *IT*
- *Data Management*
- *Legal Services*

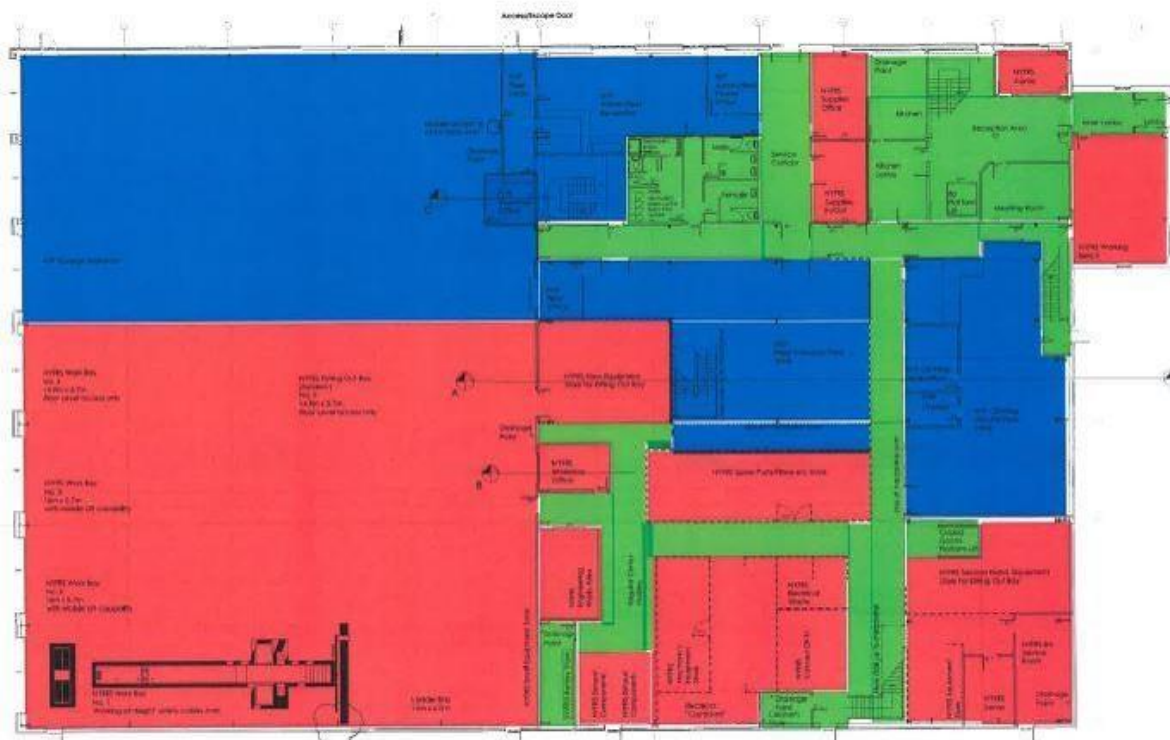
The scoping, costing and delivery of these opportunities, will be governed under joint scrutiny arrangements through a Programme Board and Steering Group. Any disputes or changes to the scope will be dealt with at these forums.”

At the time, much was made of this agreement, with joint press statements and joint interviews with the press by the PCC and Chair of NYFRA. A Strategic Steering Group (comprising the Chief Constable, Deputy Chief Constable, PCC, Chief Executive of the OPCC, Chair of the Fire Authority and Chief Fire Officer) was set up to direct progress against a programme of collaborative work that included a third entity to deliver support services, estates and fleet, training, and the expansion of joint community safety services. However, the opportunities identified in the Statement of Intent and vision outlined above, have not yet been delivered under the collaborative approach and the Steering Group meetings ended in May 2014. This is despite a successful Police Innovation Fund bid to provide funding for the investigation of creating a Support Services Delivery Model, or third entity, which would have seen support services provided to each service by an independent organisation.

An external contractor was commissioned to draw up the specification for the third entity which was delivered in February 2014, recommending a wholly-owned company with the PCC, Chief Constable and NYFRA as members. The concept did not move forward, with minutes from Steering Group meetings in March and May 2016 showing that there were a wide range of possible approaches and neither service was willing to commit to the idea.

Of the list of possible areas of collaboration outlined above, some progress has been made. Estates and fleet collaboration has progressed. There is now a limited joint estates strategy where certain projects have been identified for co-location of fire and police stations and in some cases this includes YAS as well. A flagship project is the Joint Transport Logistics Hub in Thirsk where fleet servicing requirements have been co-located. However, as the image below shows, integration is limited with services occupying separate halves of the site, with some shared areas. In practice, currently two separate teams are working in two garages on the same site. While discussions are on-going, there is currently no sharing of staff or management of these services. Figure 1 below shows the NYFRS areas as red, NYP areas as blue and joint areas as green.

Figure 1: NYFRS and NYP joint Transport Logistics Hub, Thirsk



Work on sharing training and development services was also initiated and stalled.

The agreement to undertake further joint community safety services was based on a successful, albeit not formally evaluated, pilot carried out in the predominantly rural Bedale and Richmond area. On the basis of this it was agreed that the joint working model needed to be tested in an urban context, and the decision was made to integrate the pilot into the Community Safety Hub in Scarborough. This hub allows for information to be shared within a collaborative, co-located office space to improve joined-up response to individual cases, although work is now carried out independently by each service rather than together as was the case in the rural pilot. Collaborative initiatives have therefore fallen short of the vision set out by the Statement of Intent for closer, more integrated support functions to date. They have predominantly focussed to date on some specific initiatives within back office services i.e. transport and logistics, estates and procurement and some particular frontline initiatives, around community safety and road safety. These are summarised in Table 7.

Table 7: Current NYFRS and NYP collaboration initiatives

Collaboration initiative	Partners	Detail
Transport and Logistics - Thirsk	NYP and NYFRS	Co-location of NYP and NYFRS Transport and Logistics functions.
Shared Transport and Logistics Manager	NYP and NYFRS	Shared post across NYP and NYFRS on a fixed term basis. This arrangement was ended by NYFRS on 31/03/17, but as of 15/06/17 discussions have restarted.
Co-location and estates sharing	NYP and NYFRS (possibly YAS)	Co-location of fire and police at Bedale since 2003. Plans in place for co-location of fire and police at Ripon, possibly with the Ambulance Service.
Integrated Community Safety Hub - Scarborough	NYFRS, NYP and other agencies	NYFRS Community Safety Officers, NYP and other agencies work out of the centrally located town hall and as such are able to communicate more effectively with one and other when providing a multi-agency approach to preventative measures and other issues. The success at Scarborough is now being

		extended into other areas with the creation of hubs in York, Harrogate and Selby.
Driver training – Coxwold House, Easingwold	NYP and NYFRS	Relocation of police driver training to the NYFRS training centre in Easingwold (a PFI site with an adjacent building that has spare capacity).
Procurement	NYFRS and NYP	Joint procurement for some services.

In addition to the initiatives outlined above, NYFRS, NYP and other agencies have been working together through the 95 Alive York and North Yorkshire Road Safety Partnership. This is a partnership with local authorities, introduced in line with statutory requirements as part of the Road Traffic Act 1988. It works to educate, inform and train, with the aim of lowering the number of road casualties across York and North Yorkshire.

While the Statement of Intent suggests that more could have been achieved in the last three years, these initiatives have produced some positive outcomes, although many are only in early development. An independent evaluation of the Scarborough Borough Council Community Impact Team (CIT) in October 2016³⁵ provided a positive appraisal of the work undertaken in the Scarborough hub, especially around engaging with the community *“old entrenched suspicions of those who have been seen in the past as authority figures has changed in response to the considerable efforts out in communities by the CIT.”*

Collaboration has been more extensive with partners outside of North Yorkshire to date. NYP has worked with other North East region forces since ~2012 on joint initiatives and NYFRS shares collaborative initiatives with Yorkshire Ambulance Service (YAS) and the other Yorkshire and the Humber FRSs and Cornwall FRS. Details of these activities can be found in Appendix 8.3.

Spend on collaboration by North Yorkshire Police is, however, below the national average. North Yorkshire Police forecast³⁶ that it would spend £4.2m in 2016/17 on collaboration with other police forces. This is 2.9% of its net revenue expenditure (NRE), which is lower than the England and Wales average of 11.9 %. Data provided to HMIC for an upcoming inspection shows an increasing spend on collaboration, 4.4% of NRE in 16/17 rising to 5.9% of NRE in 17/18.³⁷ In terms of collaboration with non-police organisations, NYP forecast that it would spend £0.3m in 2016/17 on collaboration. This is 0.2% of net revenue expenditure (NRE), which is lower than the England and Wales average of 3.4%. There is no national benchmarking on the level of collaboration for fire, but an estimate from NYFRS Finance is that a comparable figure for NYFRS (on collaboration with all agencies, including non-fire) is ~6% of expenditure. Based on this data therefore, NYFRS currently delivers a greater proportion of its services in joint delivery models with other agencies than NYP, but still represents a small percentage of its overall expenditure.

It should also be noted that whilst collaboration can bring significant benefits in terms of scale, more efficient use of resources, improved non-financial outcomes and sometimes financial benefits, it also brings complexities in delivery. It requires a robust benefits realisation process to be in place to enable the success of the initiative to be measured. This needs to be supported by efforts to support culture change and the appropriate data and intelligence. Longer term, it requires effective governance and performance frameworks to be in place for the shared service to continuously improve and to ensure that the service still meets the outcomes required. These are all learnings of a recent NYP review of collaboration. On review by the PCC at the NYP Corporate Delivery and Scrutiny Board, it was concluded that one of the difficulties of

³⁵ Scarborough Borough Council Community Impact Team (CIT). External evaluation report by Professor Bryan R. M. Manning. 14th October 2016

³⁶ PEEL: Police efficiency 2016 - An inspection of North Yorkshire Police

³⁷ NYP return for HMIC; NYP Finance. Note that this does not include expenditure in relation to national police schemes such as NPAS.

collaboration even between police services is the involvement of multiple governance bodies.³⁸ The experience of NYFRS and NYP to date can be drawn on to ensure sustainable development of future collaboration, as well as the experience of other local public partners in local government and health who have significant experience of collaborating.

Attempted merger of NYFRA with Humberside Fire and Rescue Authority

NYFRA has also independently recognised the opportunities for improved resilience and cost reduction through collaboration. During 2016, it reviewed options independently for potential wider collaboration. This included considering a merger with Humberside FRA (HFRA) in order to improve resilience and reduce costs in governance and management. Following feasibility work and review of a business case, a Special Meeting of HFRA on 11 November 2016 agreed to “...*not progress the option of a ‘fire-fire’ merger with North Yorkshire Fire and Rescue Authority but ... [to] continue to explore all collaboration opportunities with North Yorkshire Fire and Rescue Authority short of a full merger*”.³⁹

This leaves the opportunity to achieve greater efficiency and effectiveness through enhanced collaboration within North Yorkshire between fire and police, and fire, police and wider partners, as well as for the fire service to collaborate with other fire services on specialist functions.

Appetite for collaboration

Although the Statement of Intent still holds, the PCC, Chief Constable and NYFRS all now have a more ambitious agenda around collaboration, albeit not currently joint, to build greater resilience within their services to protect and serve communities in North Yorkshire, a purpose they both share.

NYFRA recently initiated a joint Collaboration Committee, shortly after the Policing and Crime Act was given Royal Assent, with health services, NYP and other local emergency services providers. In February 2017, the Fire and Rescue Authority agreed a ‘Collaboration Vision and Mission’⁴⁰ for NYFRS:

- For York and North Yorkshire to become a beacon of best practice for collaboration, that will improve outcomes for all of its citizens; and
- To realise the full potential of collaboration by the FRS with a wide range of partners to deliver improved public safety and wellbeing outcomes for the citizens of York and North Yorkshire in the most efficient and effective way.

It is also evidenced in the PCC’s recent Police and Crime Plan⁴¹ which states that “*we will reach out to partners and drive innovation forward to enhance policing, public protection, community safety and local justice services.... [We will] Fully embrace the opportunities presented by the 2017 duty to collaborate between ‘blue light’ services to deliver a more efficient and effective response that improves public safety and the resilience of services in our community.*”

3.1.5 PCC’s vision for local policing

The latest Police and Crime Plan has a renewed focus on supporting the most vulnerable in North Yorkshire, which will provide a focus for partners to engage with. In order to meet this objective it describes a local policing model that must engage local partners to keep the residents of North Yorkshire safe and prevent harm. In particular, this instils a focus on ‘primary prevention’ - “*we will have a specific emphasis on ‘primary*

³⁸ Corporate Performance, Delivery & Scrutiny Board, April 2017

³⁹ [http://www.humbersidefire.gov.uk/uploads/files/HFA_\(Special\)_Mins_111116.pdf](http://www.humbersidefire.gov.uk/uploads/files/HFA_(Special)_Mins_111116.pdf)

⁴⁰ NYFRA, Collaboration Report, 17th February 2017

⁴¹ NY Police and Crime Plan, 2017-2021

*prevention', by which we mean intervening earlier alongside the most appropriate partners, to prevent potential harm or the escalation of problems"*⁴² through a neighbourhood policing model.

At the core of this, is an approach to early intervention and prevention, as recently emphasised by the Chair of the National Police Chiefs Council (NPCC). *"If we are to think wisely about demand then we need to think about the whole system – we need to work with partner organisations to take mainstream policing upstream, focusing on prevention and early intervention."*⁴³

A recent review of neighbourhood policing also defined a successful neighbourhood policing model as one which:

- Engages with all sections of the community;
- Focusses on prevention and early intervention work to stop issues escalating;
- Focusses activity on repeat calls for service (victim / offender and location) reducing overall demand on NYP;
- Develops problem solving approaches to focus on threat, harm, risk and vulnerability that supports victims and communities and targets offenders;
- Works closely with partners developing integrated ways of working through delivery models such as troubled families, integrated offender management , the no wrong door programme and safeguarding arrangements including mental health;
- Uses the skills of volunteers, special constables and watch scheme members and work with other voluntary sector organisations for the benefit of the community.

Existing NYP strategic plans are clear that keeping the local public safe cannot be delivered in isolation.

3.1.6 Local context summary

NYFRS and NYP cover the same North Yorkshire and York boundary, the same populations and needs, which are overall rural, with a few urban areas and the City of York. The organisations are governed and organised differently, with the Authority model governing fire and rescue services and the PCC holding the police Chief Constable to account. A Statement of Intent in 2013 marked the ambition for collaboration between NYFRS and NYP and the start of a process to collaborate on specific initiatives where possible (community safety, estates and some procurement). However, the work completed through this process has been limited to date and greater ambition and opportunity now exists. Future governance arrangements need to be capable of supporting this greater ambition.

3.2 Drivers for change

There are policy, efficiency, financial and operational trends at national and local level that are also driving the need for increased collaboration between fire and police services and the need to consider changes in governance.

3.2.1 The national policy agenda for closer emergency service collaboration

There is a strong policy driver for closer working between emergency services. In the Conservative Party manifesto of 2015, the government committed to deliver greater joint working between the police and fire service. As part of implementing this commitment, the Home Office took over ministerial responsibility for fire and rescue policy from the Department for Communities and Local Government in January 2016. In January

⁴² NY Police and Crime Plan, 2017-2021

⁴³ *"We Must 'Re-Imagine' Policing In The UK"* - Police Foundation's annual John Harris Memorial Lecture – NPCC Chair Chief Constable Sara Thornton (2015)

2017, the Policing and Crime Act received Royal Assent. It places a high level duty to collaborate upon all three emergency services (including the ambulance service) in order to improve efficiency or effectiveness.⁴⁴ The Conservative Party manifesto in 2017 set out an increased role for PCCs in co-ordinating community safety provision, with plans for PCCs to sit on local Health and Wellbeing Boards and taking on greater co-ordination of the criminal justice system.

The Act also enables PCCs to form part of the governance of their local fire and rescue authority either through sitting on the fire and rescue authority, or taking overall responsibility for fire and rescue services. This is subject to tests to ensure that changes will deliver improvements in economy, efficiency and effectiveness; or public safety.

In setting out the measures, the then Home Secretary said that she believed *"that it is now time to extend the benefits of the Police and Crime Commissioner (PCC) model of governance to the fire service when it would be in the interests of economy, efficiency and effectiveness, or public safety to do so"*⁴⁵. The nature of that change would be *"bottom up, so that local areas will determine what suits them in their local area"*.⁴⁶

It is also envisaged that there will be a national inspectorate for fire and rescue, similar to Her Majesty's Inspectorate of Constabulary (HMIC). This is likely to increase scrutiny and transparency of fire and rescue service effectiveness and performance, and drive the adoption of standards that enable better comparative assessment of performance.

The case for change was reinforced by the Policing and Fire Minister, Brandon Lewis, in a speech to the Association of PCCs (APCC) and the National Police Chiefs' Council (NPCC) in November 2016, where he said that *"while collaboration between the emergency services is showing an encouraging direction of travel, it is not consistent across the country and we need to be doing more to ensure collaboration can go further and faster and to not get trapped into saying 'we don't do that around here'.... By overseeing both police and fire services, I am clear that PCCs can drive the pace of reform, maximize the benefits of collaboration and ensure best practice is shared... I expect the pace and ambition of collaboration to increase and for it to become the norm."*⁴⁷ He made it clear that the Government will not be willing to accept the 'status quo' where there is a compelling case for enhancing police and fire collaborative initiatives.

The 'Policing Vision 2025' - set out by the APCC and NPCC in November 2016 - also sets out a number of areas where closer collaboration with local partners, including other emergency services, can help improve public safety and deliver value for money. These include ensuring a whole system approach locally to public protection, and a whole place approach to commissioning preventative services in response to assessments of threat, risk and harm and vulnerability. It also highlights the opportunities for enabling business delivery through shared services.⁴⁸

Delivery of the national policy agenda requires effective governance that can drive change locally at pace. There is an opportunity for North Yorkshire to work towards delivering the benefits of joint working between emergency services to improve outcomes for local people.

⁴⁴ <https://www.gov.uk/government/collections/policing-and-crime-bill>

⁴⁵ <http://www.publications.parliament.uk/pa/cm201516/cmhansrd/cm160307/debtext/160307-0001.htm>

⁴⁶ <http://www.publications.parliament.uk/pa/cm201516/cmhansrd/cm160307/debtext/160307-0001.htm#1603078000001>

⁴⁷ <https://www.gov.uk/government/speeches/brandon-lewis-speech-to-apcc-npcc-joint-summit-on-emergency-services-collaboration>

⁴⁸ Policing Vision 2025, November 2016, NPCC and APCC

3.2.2 A drive towards increased efficiency and effectiveness, to improve service delivery

There have been a number of major reviews of fire and rescue and police services in recent years that have also highlighted the need for change, including greater collaboration and the importance of effective, enabling governance to achieve this.

The Knight review of efficiencies and operations in fire and rescue authorities⁴⁹

In December 2012, the then Government commissioned Sir Ken Knight, the outgoing Chief Fire and Rescue Advisor (2007 to 2013), to conduct an independent review of efficiency in the provision of fire and rescue in England. His report 'Facing the future: findings from the review of efficiencies and operations in fire and rescue authorities in England', published in May 2013, noted that: *"efficiency and quality can be driven through collaboration outside the fire sector, particularly with other blue-light services"* and recommended that: *"national level changes to enable greater collaboration with other blue-light services, including through shared governance, co-working and co-location, would unlock further savings"*. The review highlighted the need for greater collaboration and less customisation in fire and rescue service provision.

He noted that £17 million could be saved if authorities adopted the leanest structure in their governance types, and that Authority Members needed *"greater support and knowledge to be able to provide the strong leadership necessary to drive efficiency. Scrutiny of authorities and services varies considerably, some more robust than others"*.

The review did not make any firm conclusions on governance but observed that elected PCCs were introduced because police authorities were not seen as providing enough scrutiny and accountability to the public and that *"a similar model for fire could clarify accountability arrangements and ensure more direct visibility to the electorate."* He added that if PCCs were to take the role, the benefits would need to be set out clearly both in financial terms and in increased accountability and scrutiny for the public.

The Thomas review of conditions of service for fire and rescue staff in England⁵⁰

Adrian Thomas was appointed to investigate further the barriers to change that had been suggested by Sir Ken Knight. The Thomas report was published on 3 November 2016, although his work (largely completed by February 2015) preceded the publication of the Policing and Crime Act. North Yorkshire Fire and Rescue Service was visited as part of his fieldwork, although he notes that the report should be read as applying to all 46 authorities.

He noted that *"the economies of scale driving greater opportunities for operations, communication, and use of resources/staffing, together with the elimination of duplication (particularly in the introduction of new technology, equipment or working practice) are all powerful arguments for reducing the number of authorities. But the greatest opportunity must be in bringing together support functions and decreasing the ratio of managers to staff."*

He also spoke of the 'formality and inflexibility' which fire authorities together with their sub-committees could introduce (46 fire and rescue services have approximately 800 elected councillors sitting on fire authorities or associated committees), which he believed *"could cause further resistance to any future change"*. Chief Fire Officers interviewed spoke of *"the burden of managing this weighty political oversight"*.

⁴⁹ Sir Ken Knight (2012), Facing the future: findings from the review of efficiencies and operations in fire and rescue authorities in England, Home Office

⁵⁰ Adrian Thomas (2016), Conditions of service for fire and rescue staff: independent review Home Office

The National Audit Office report on the financial sustainability of fire and rescue services⁵¹

Published in 2015, the National Audit Office report found inadequacies with local and central accountability and scrutiny mechanisms. It stated that authority members would want to take advice from their chief fire officer, and receive briefings from the services' senior managers, and whilst this provided them with technical information, it did not necessarily provide them with an independent technical basis on which to assess it. The report identified that elected members need technical support to enable them to make independent judgements on the strategies and performance of their service. These findings are similar to those reached by HMIC and the Audit Commission in 2010 when jointly inspecting police authorities. They concluded that, while most police authorities were effective in scrutinising everyday performance and holding forces to account in delivering their priorities, most were not taking a sufficiently strategic lead in shaping policing in the longer-term or doing enough to drive collaboration.⁵²

HMIC report on policing in austerity

In 2014, the HMIC published 'Policing in Austerity: Meeting the Challenge', which commended police forces for the way they had responded to the challenge of austerity but noted that collaboration was complex and fragmented and not materialising in the majority of forces.⁵³

This overview of reviews is not exhaustive but, in summary, suggests that there have been several reviews over recent years that have independently highlighted the need for reform within the fire and rescue service nationally. In addition, it has been found that the benefits of emergency services collaboration, including collaboration across police forces, are not being fully realised. The Policing and Crime Act 2017 allows for something which no previous legislation on collaboration has done, however, which is a wholesale change in governance to streamline decision making and facilitate closer working.

3.2.3 There is significant evidence that governance is a critical enabler of successful collaboration

There is a body of research on what is required for collaboration to be effective, and governance is a key component. Single, streamlined governance can accelerate reform and improve public visibility, although research suggests there are limits to the degree of acceptable integration between police and fire.

National good practice

Research into the effectiveness of fire and police across the country has identified a number of governance barriers to achieving sustainable collaboration. Changes in governance may therefore be necessary to driver deeper and more effective collaboration in North Yorkshire.

Research as part of the Emergency Services Collaboration Working Group indicates that complex governance involving multiple organisations is likely to make it harder to deliver significant collaboration initiatives quickly and effectively. There are examples nationally where savings have been made as a result of collaboration where a *"robust governance architecture"* has been a strong enabler of collaboration but that *"large-scale collaborations and the related investment and change programmes are usually complex and often challenging"*.⁵⁴

The report acknowledged that another strong enabler of collaboration was the importance of retained brand identity: *"All three blue light services have easily recognisable identities in the public, and media perception*

⁵¹ Financial sustainability of fire and rescue services, NAO, 2015

⁵² Learning Lessons: an overview of the first ten joint inspections of Police Authorities, HMIC and the Audit Commission, 2010

⁵³ Policing in Austerity: Meeting the Challenge, HMIC, 2014

⁵⁴ <http://publicservicetransformation.org/images/articles/news/EmergencyServicesCollabResearch.pdf>

is that, although they may suffer ups and downs, the services are generally strong and respected. Retaining the best features of these identities whilst working towards closer collaboration and shared resources was seen as important".⁵⁵

The evidence suggests that governance structures, be they local or national, can serve to facilitate or frustrate collaboration in equal measure. It is essential therefore, that collaboration is underpinned by a greater alignment of governance structures to ensure the success of any further and future joint working and ultimately greater integration.

The government response to the Home Affairs Select Committee (HASC) also noted in relation to governance that: *"As the Committee itself has recognised, PCCs have provided greater clarity of leadership for policing within their areas and are increasingly recognised by the public as accountable for the strategic direction of their police forces...In driving collaboration, in pursuing Commissioner-led campaigns, and through their increasingly prominent multi-agency leadership role, it is clear that the PCC model is now making a difference in many areas in England and Wales"*.⁵⁶

International good practice

There is international good practice and some evidence about the benefits of integrated governance between police and fire in achieving improvements in service delivery, but that deeper integration between fire and police presents risks and has been less successful.

Gerald T. Gabris et al⁵⁷ explored various models of service consolidation in local government and found that the speed of decision-making, transparency, visibility, and accountability of an elected official has brought a dividend to the depth and breadth of collaboration, with improvements in public service and public confidence.

Wilson and Weiss also found in their 2009 study of consolidations in the US⁵⁸ that the control through a single governance structure was highlighted by many of those involved as a key driver in achieving coherent consolidation.

In other cases, the evidence is less conclusive: a 2015 Wilson and Grammich study⁵⁹ reported that *"in recent years, a growing number of communities have consolidated their police and fire agencies into a single "public-service" agency. Consolidation has appealed to communities seeking to achieve efficiency and cost-effectiveness"*.

However they also found that *"some communities have even begun to abandon the model. Exploring the reasons for disbanding can help cities considering the public-safety model determine whether it is right for them."*⁶⁰ One reason is preserving 'brand identity' – the ICFA noted that *"the fire/EMS service typically enjoys a position of trust in the community that transcends fear of authority or reprisal. Law enforcement's mission to prevent crime from different threats creates varied public opinion and re-action, including being perceived*

⁵⁵ Ibid

⁵⁶ The Government Response to the 16th Report From the Home Affairs Select Committee 2013-14 HC 757: Police and Crime Commissioners: progress to date, December 2014

⁵⁷ Alternative Service Delivery: Readiness Check: Gerald T. Gabris, Heidi O. Koenig, Kurt Thurmaier, Craig S. Maher, Kimberly L. Nelson, Katherine A. Piker, Alicia Schatteman, Dawn S. Peters, Craig Rapp 2015

⁵⁸ Public Safety Consolidation: What Is It? How Does It Work? Jeremy M. Wilson, Alexander Weiss et al: Be on the Lookout: A continuing publication highlighting COPS Office community policing development projects 2 August 2012

⁵⁹ Deconsolidation of Public-Safety Agencies Providing Police and Fire Services: J. Wilson & Clifford A. Grammich; International Criminal Justice Review 2015, Vol. 25(4) 361-378 2015

⁶⁰ Ibid

as a threat.”⁶¹ This suggests that there will be public limits to the value and acceptability of police and fire integration.

3.2.4 There are continuing financial pressures

Police and fire services have already dealt with, and continue to face major financial pressures which means that both services must continue to consider different delivery approaches, such as collaboration or new operating models.

Fire and rescue funding national picture

Funding for fire and rescue authorities has fallen significantly between 2010-11 and 2015-16. Funding for stand-alone authorities fell on average by 28%. Once council tax and other income is taken into account, stand-alone authorities received an average reduction in total income (‘spending power’) of 17% in real terms.⁶² The National Audit Office noted in November 2015 that the sector had coped well to date with financial challenges, although commented that investment in prevention activities has reduced as a whole between 2010 and 2015.⁶³

Furthermore, there are major changes to local government funding taking place. Nationally, the Government is committed to a manifesto pledge to introduce 100% local retention of business rates by the end of this Parliament. Plans for local authority revenue funding in the interim were set out in the 2016-17 local government finance settlement which provided funding details up to 2019-20. The settlement as a whole involves a 7.8% (2% per annum) real-terms cut in spending power (council tax plus government grants including business rates) from 2015-16 to 2019-20. This is an easing in revenue income pressures experienced to date by authorities.⁶⁴

Police national financial picture

In the October 2010 spending review, the Government announced that central funding to the police service in England and Wales would be reduced in real terms by 20% in the four years from March 2011 to March 2015.⁶⁵ In 2014, HMIC commended forces for the way they had responded to the challenge of austerity in minimising the effect of cost reductions on the services that the public received. They noted, however, that extensive collaboration was not materialising in the majority of forces, although they recognised that it was a complex and fragmented picture.⁶⁶

On 25 November 2015, the then Chancellor announced that police spending would be protected in real terms over the forthcoming Spending Review period, when precept was taken into account. The then Minister of State for Policing, Crime and Criminal Justice noted that *“police forces are working more closely than ever before to reduce costs and duplication, and have started to work more closely with other emergency services through co-location and collaboration in areas such as fire and mental health.”*⁶⁷

⁶¹ International Association of Fire Chiefs Position: Consolidation of Fire/Emergency and Law Enforcement Departments and the Creation of Public Safety Officers ADOPTED BY: IAFC Board of Directors on January 23, 2009

⁶² Impact of funding reductions on fire and rescue services, NAO, November 2015

⁶³ Ibid

⁶⁴ Local Government Overview, NAO, October 2016

⁶⁵ <https://www.justiceinspectorates.gov.uk/hmic/wp-content/uploads/policing-in-austerity-meeting-the-challenge.pdf>

⁶⁶ Ibid

⁶⁷ <https://www.parliament.uk/business/publications/written-questions-answers-statements/written-statement/Commons/2015-12-17/HCWS426/>

Since then, the Government has been clear that existing arrangements for distributing core grant funding to police force areas in England and Wales need to be reformed. These arrangements are complex, outdated and reflect a picture of policing risk and demand which has moved on and – fundamentally – are borne out of the interaction between separate Home Office and DCLG funding formulae which can no longer be updated. The Minister of State for Policing and the Fire Service wrote to all PCCs on 14 September 2016 setting out plans for continuing work to review these arrangements, focussed on developing a new Police Core Grant Distribution Formula. The first stage of this work has been a period of detailed engagement with the policing sector and relevant experts and any final decisions on implementation of a new formula will follow during 2017 and come into place in April 2018.⁶⁸

3.2.5 Public expectations for quality and transparency of services are higher than ever

Set alongside the financial pressures, social, technological and demographic changes mean that the public of today expect more than ever of our public services. As described by Reform in 2015, *“expectations have never been higher. In almost every area of life, there is more choice, more readily, more digitally available, more attuned to our needs, more personalised and less patronising than ever before. We must make it so with public services too.”*⁶⁹ Services need to be cost-effective and sustainable for the future, but also faster and more responsive to people’s needs.

A reform agenda nationally was set out in 2010 to develop principles for making government more open, innovative and digitised.⁷⁰ The public sector has responded to this positively, with residents able to access open data and be more involved in local public services in many more ways than ever before.

Both fire and PCC governance models need to meet assurance and transparency requirements.

A key part of the FRA’s Governance Framework is the Local Code of Corporate Governance. The Code concentrates on six ‘core principles’ with which any local authority should be able to demonstrate compliance, one of which is around the ‘the taking of informed and transparent decisions which are subject to effective scrutiny and risk management.’ As regards the transparency of information, amongst other requirements, the code requires the FRA to⁷¹:

- Develop and maintain open and effective mechanisms for documenting evidence for decisions and recording criteria, rationale and considerations on which decisions are based;
- Ensure that effective, transparent and accessible arrangements are in place for dealing with complaints;
- Ensure that those making decisions whether for the Authority or a partnership are provided with information that is relevant timely and gives clear explanations of technical issues and their implications;
- Ensure that professional advice on matters that have legal or financial implications is available and recorded well in advance of decision making and used appropriately.

PCCs however have additional express legal obligations to ensure transparency such as the duty required by statute to publish documents and information as set out in the Elected Local Policing Bodies (Specified Information) Order 2011 and the Elected Local Policing Bodies (Specified Information) (Amendment) Order 2012. Specifically they need to publish data on the following questions:

- Who is your PCC and what do they do?
- What do PCCs spend and how do they spend it?

⁶⁸ <https://www.northyorkshire-pcc.gov.uk/decision-notice/042017-medium-term-financial-plan-201718-202021-capital-plans-201718-202021/>

⁶⁹ Public services: from austerity to transformation, Reform, 2015

⁷⁰ <https://www.gov.uk/government/speeches/future-of-government-services-5-public-service-reform-principles>

⁷¹ Audit and Performance Review Committee, Annual Governance Statement, April 2016

- What are the PCC's priorities and how are they delivered?
- How do PCCs make, record and publish their decisions?
- What policies and procedures govern the Office of PCC?
- Provision of public access to a Register of Interests.

Alongside transparency requirements, PCCs have also demonstrated that they can act as a catalyst for wider service transformation, acting as a driver and initiator of change, and providing stronger independent leadership, scrutiny and challenge. They have achieved this through simplifying decision-making, good risk management and engagement with wider partners. A Police Foundation report in 2016⁷² stated that PCCs had *"unlocked innovation in policing policy"* and that having a *"full time public official focused on public safety"* had led to new ways of doing things. The report highlighted five ways in which PCCs have unlocked innovation:

- Increased collaboration – through greater partnership working with other agencies, criminal justice diversion and joint commissioning of services
- Use of soft power – through being an elective official with a public a voice to influence leaders of partner agencies
- Leveraging the evidence base – through their remit to try new things and ability to commission robust evaluations of new initiatives
- Increased public engagement – through more open dialogue with the public and catalysing broader debate
- Use of technology – through increasing visibility through more agile and mobile working, digital evidence capture and digital public contact.

Closer governance between fire and rescue and policing could therefore drive public service transformation harder and faster. Potential benefits include the development of more innovative integrated service delivery to address the causes of offending behaviour early, before escalation that requires more costly public service intervention, and the further development and extension of services across North Yorkshire. The various governance options' ability to enable this is considered in more depth later in the Economic Case.

Studies have also shown wider benefits of transparency and engagement resulting from the PCC model. The National Audit Office (NAO) reviewed police accountability in 2014. In reviewing the PCC governance model they found that *"A single person may be able to make decisions faster than a committee and could be more transparent about the reasons for those decisions"*.⁷³ Similarly, in *Tone from the Top* in 2015, the Committee on Standards in Public Life reported that *"PCCs represent a deliberate and substantial strengthening of... policing accountability. The model is one of 'replacing bureaucratic accountability with democratic accountability'."*⁷⁴ In addition to speed and transparency of decision-making, the NAO outlined further potential benefits around the *"scope to innovate, to respond better to local priorities and achieve value for money"*.⁷⁵ They also noted the significant increase in public engagement which police and crime commissioners have delivered, compared with police authorities (over 7,000 pieces of correspondence are received by PCCs per month, and there are 85,000 website hits).

⁷² The Police Foundation (2016), *Reducing crime through innovation: the role of PCCs*

⁷³ <https://www.nao.org.uk/wp-content/uploads/2014/01/Police-accountability-Landscape-review.pdf>

⁷⁴ Committee for Standards in Public Life, *Tone from the Top*,
https://www.gov.uk/government/uploads/system/uploads/attachment_data/file/439208/Tone_from_the_top_-_CSPL.pdf

⁷⁵ Ibid

3.2.6 Changing public need nationally for fire and rescue and policing services

The nature of local public need, and therefore the response from fire and rescue as well as police forces nationally, is adapting. The number of fire incidents has been reducing for a number of years and is at all time low. Rather, an increasing demand on firefighters' time is major environmental or road traffic incidents and support in the community. In addition, global warming and the global terror threat will bring new and more complex roles for both fire and rescue and policing services. Although crime is falling overall, 'non-crime' incidents are demanding an increasing proportion of police time. Across both services, there is more focus on the most vulnerable in our society and a greater awareness of how much public service time is used by a small minority in the community with the greatest need.

Changing public need for fire and rescue services

In relation to fire and rescue, incidents attended by fire and rescue services in England have been on a long-term downward trend, falling by 42% over the ten-year period from 2004/05 to 2014/15⁷⁶ and fire-related deaths and casualties have also been on a long-term downward trend.⁷⁷ This is attributed to a range of factors including building regulations change, fire safety enforcement, fire prevention work, public awareness campaigns, standards to reduce flammability such as furniture regulations, and the growing prevalence of smoke alarm ownership in homes (rising from 8% ownership in 1998 to 88% working ownership in 2013/14⁷⁸). The FRS also has resilience responsibilities as defined in the National Framework⁷⁹ which means they must provide minimum levels of community resilience and safety.

In addition, there was a 22% increase in the number of non-fire (also known as Special Service) incidents attended by FRSs nationally between 2014/15 and 2015/16. Thus, 29% of incidents attended by FRSs in 2015/16 were non-fire, the highest proportion since non-fire incidents were first recorded in 1999/00. The most common type of non-fire incident was attending a road traffic collision in 2015/16. But there was also a marked increase in co-responder medical incidents (where FRSs have a formal agreement in place with the ambulance service to respond to medical incidents), which increased by 83% between 2014/15 to 2015/16.⁸⁰ All these necessitate close working with other emergency services and statutory bodies.

Changing public need for policing

While crime in England and Wales has fallen by more than a quarter since June 2010⁸¹, a College of Policing analysis of demands on policing⁸² found evidence to suggest that an increasing amount of police time is now directed towards public protection work, such as managing high-risk offenders and protecting vulnerable victims. In her presentation to the APACE-PACCTS Seminar on the 7 October 2016, Chief Constable Sara Thornton, chair of the National Police Chiefs Council (NPCC), highlighted how the police are increasingly taking on these broader responsibilities:

- "Non-crime" incidents reported account for 83% of all calls;
- 15%-20% of reported incidents are linked to mental health and mental health incidents absorb between 20-40% of police time;
- There was an 11.5% increase in public safety and welfare incidents between 2010-14;
- 273,319 missing persons were reported in 2012/13, at an estimated cost of £362m per annum;

⁷⁶ DCLG (2016), *Fire Statistics Monitor: England, April to September 2015*

⁷⁷ DCLG (2015), *Fire Statistics Monitor: England, April 2014 to March 2015*

⁷⁸ DCLG (2015), *English Housing Survey 2013 to 2014: fire and fire safety report*

⁷⁹ DCLG (2012), *Fire and rescue national framework for England*

⁸⁰ Home Office (2016), *Fire statistics monitor: April 2015 to March 2016*

⁸¹ Crime Survey for England and Wales, year ending December 2015

⁸² http://www.college.police.uk/Documents/Demand_Report_21_1_15.pdf

- Offenders managed by the Multi Agency Public Protection Authority (MAPPA) have increased by a third in the last 5 years.

3.2.7 Drivers for change summary

Nationally, the agenda that has been set for closer working between emergency services is clear, in particular the closer relationship between fire and police services nationally, both in terms of central government accountability as well as performance management. Furthermore, the requirements on our emergency services is changing, along with the demographic profile, increasing complexity of need in communities, and changing demands (increasing time spent on non-crime and non-fire incidents). As such, service delivery needs to be increasingly focussed on preventing need than responding to it, with local public service delivery focussed on working holistically with the same communities that they serve.

3.3 The case for change in North Yorkshire

This section sets out how North Yorkshire needs to respond to the drivers for change described above. It assesses the case for change in North Yorkshire, and the 'critical success factors', which have been agreed through this business case process as tests of a successful case for governance change.

3.3.1 NYFRS and NYP's responses to the efficiency agenda locally

NYFRS' peer review and an HMIC inspectorate review for NYP both praise the changes that have been made in North Yorkshire to improve performance and deal with the efficiency challenge in a sustainable manner. However, there remain significant challenges to address.

Fire peer and fire cover review

The latest NYFRS 'Fire Peer Challenge Report'⁸³, undertaken in July 2013, found that overall the number of incidents the service responds to had significantly reduced over the last decade and that the number of fatalities remained at a low level over the same period. It stated that the service was in a strong position financially, recommending that the service work with other agencies to ensure joined up decision making in areas that contribute to the service's priorities.

As a recommendation of the 2013 Fire Peer Challenge Review, during 2014 and early 2015, NYFRS carried out a review of fire cover across North Yorkshire and the City of York. This sought to take into account the impact of a significant reduction in incidents over the last 10 years. It agreed a new service and deployment model for the number of fire engines / specialist fire vehicles / equipment, where fire stations would be located and how quickly fire engines could respond to an emergency call. The main change resulting from the Fire Cover Review has been the introduction of smaller fire engines, known as Tactical Response Vehicles (TRVs), at Harrogate, Malton, Northallerton, Ripon, Scarborough and Tadcaster. These will replace one standard shift or day crewed fire engine, will be crewed by a reduced crew of 2 or 3 firefighters, and are being phased in between 2016/17 and 2020/21.⁸⁴ In the areas where they are based, TRVs will be the primary deployed engine in most cases.

NYFRS performance

The local North Yorkshire key performance indicators for 2015/16 provide a more recent indication of performance against a number of main areas of focus for the NYFRA with each KPI RAG assessed against its annual, 3 year and 10 year target:

⁸³https://www.northyorksfire.gov.uk/useruploads/files/plans_reports_strategies/fire_peer_challenge_final_peer_challenge_report_030813.pdf

⁸⁴ Fire Cover Review Implementation Update, NY Fire and Rescue Authority, June 2016

Table 8: NYFRS 15/16 performance dashboard⁸⁵

Key Performance Indicators	5 year average 2007/12	Annual Target 2015/16	Actual 2015/16	Performance 2015/16	Performance 3 Year Trend	Performance 10 Year Trend
Number of accidental fire deaths	2	2	6	Red	Red	Red
Number of accidental fire injuries	25	24	30	Red	Green	Red
Number of road traffic deaths at incidents attended by the FRS	30	28	22	Green	Green	Green
Number of road traffic injuries at road traffic collisions attended by the FRS	400	365	301	Green	Red	Green
Number of accidental primary fires	990	850	869	Amber	Red	Green
Number of deliberate primary fires	340	300	181	Green	Green	Green
Number of malicious calls	149	122	136	Red	Green	Green
Number of false alarms from automatic fire alarm apparatus	2508	2221	1465	Green	Green	Green
RDS availability	95.49%	95%	90.42%	Red	Red	Red
Number of working days lost due to sickness absence for wholetime uniformed staff	6.6	6	8.23	Red	Green	Green
Number of working days lost due to sickness absence for all staff	7.3	6	7.9	Red	Green	Green

Green indicates that performance was on or better than the target

Amber indicates that performance was worse than target but better than the previous year's performance

Red indicates that performance was worse than the target and worse than the previous year's performance

These performance measures indicate that six of the KPIs were below the annual 2015/16 target and worse than the previous year's performance. This includes the number of accidental fire deaths and injuries, the number of days lost to sickness and RDS availability. NYFRS's performance in relation to accidental fire deaths and RDS availability are also below target for the annual, 3 year and 10 year performance targets. Those KPIs relating to road traffic collision deaths and false alarms, however, are performing above expectation for the annual, 3 year and 10 year performance targets.

Recently produced 2016/17 data shows a continued decrease in activity overall versus a five year average. The exceptions to this continue to be around road traffic collision deaths and false alarms. It should be noted that this data has not been issued yet on the NYFRS website. Also, it presents a new set of indicators and no targets, therefore it is not possible to compare directly to all of the 2015/16 indicators.

⁸⁵ <http://www.northyorksfire.gov.uk/about-us/performance/performance-indicators>. The current year performance is put into context by the 3 year (medium term) and the 10 year (long term) trends. The annual target is not a figure that NYFRS is aiming to achieve, but a maximum that NYFRS hopes to undercut each year, except in the case of Retained Duty System availability where success is measured by a higher figure than the target.

Table 9: NYFRS 16/17 performance dashboard⁸⁶

Key Performance Indicators	Actual 2016/17	5 year average 2011/16	Forecast vs 5 year average
Number of accidental fire deaths	1	3	Green
Number of accidental fire injuries	26	41	Green
Number of road traffic collisions at incidents attended by the FRS (killed or seriously injured)	98	92	Red
Number of accidental fires	1,121	1,352	Green
Number of deliberate fires	522	617	Green
Number of rescues – from fires (# people)	16	35	Green
Number of rescues – from road traffic collisions (# people)	173	198	Green
Number of rescues – animals	71	103	Green
Flooding – attended by the FRS	122	272	Green
Number of malicious calls	87	172	Green
Number of false alarms from automatic fire alarm apparatus – attended by the FRS	2,420	2,770	Green
Number of false alarms from automatic fire alarm apparatus – not attended	997	555	Green

Green indicates that performance better than the 5 year average

Amber indicates that performance was in line with the 5 year average

Red indicates that performance was worse than the 5 year average

NYP PEEL assessment and performance

HMIC's PEEL assessment of North Yorkshire Police in 2016/17 assessed North Yorkshire as "Good" overall at working efficiently to keep people safe and reduce crime in North Yorkshire. HMIC found North Yorkshire Police to have a very good understanding of present demand and a good understanding of potential future demand.⁸⁷ The report commented that *"the force's medium-term financial and people plans are well aligned with the force's analysis of demand. Governance arrangements are in place to enable management and monitoring of the finance and people plans. Internal and external audit arrangements are in place and provide a high level of confidence that the force will implement these plans successfully"*.⁸⁸

North Yorkshire is the safest county in England. NYP's corporate performance statistics as at March 2017 show that crime and anti-social behaviour are in line with, or lower than 2015/16. Public and victim satisfaction is also high, in line with, or slightly lower than last year. Comparisons with 2014/15 data should be seen in the context of improved crime recording, increased reporting of historical crimes and a significant rise in criminal damage which correlates with changes in crime recording rules meaning reports must be made within 24 hours rather than 72 hours. Within the crime statistics, NYP has two long standing crime trends of note; an increase in recording of 'other' (non-rape) sexual offences, and violence without injury. There is also a long-term downward trend for killed and seriously injured (KSI) casualties.

⁸⁶ NYFRS Performance Team (not published on the NYFRS website as at 7/06/17)

⁸⁷ <https://northyorkshire.police.uk/content/uploads/2016/11/under-embargo-peel-police-efficiency-2016-north-yorkshire.pdf>

⁸⁸ <http://www.justiceinspectorates.gov.uk/hmic/peel-assessments/peel-2016/north-yorkshire/efficiency/>

Table 10: NYP March 2017 performance dashboard⁸⁹

Performance indicator	March 2017	Difference to 15/16	Difference to 14/15
Total crimes recorded	36,818	-1.2%	6.3%
Victim based crimes recorded	32,894	-1.6%	7.8%
Anti-social behaviour incidents reported	29,868	1.0%	-3.2%
Killed seriously injured casualties	63	-38.8%	-27.6%
% victims satisfied	82.4%	-1.1%	-3.1%
% public who believe NYP / Councils deal with Crime and ASB	66.9%	-0.6%	-1.6%
% public who are confident in NYP	83.9%	1.4%	2.8%

In summary, NYFRS and NYP have both responded well to the efficiency agenda in recent years, embarking on specific change programmes and evidencing the effective management of demand. However, the national drivers towards increased efficiency and greater performance management for fire and rescue services are likely to bring increasing pressure on both services locally and performance may be difficult to maintain unless different approaches are taken.

3.3.2 The local response to the financial picture

Both NYFRS and NYP have managed to keep their budgets broadly constant in recent years, despite facing significant cuts to grant funding. This level of sustainability is likely to become harder to manage, as central government pressure is likely to continue in the near term, and there are knock-on effects from pressures for health and social care services locally.

NYFRS local financial picture

The net actual expenditure for NYFRS for the last five years is as follows, from the audited accounts (up to 15/16 as 16/17 is still draft). The financial position for NYFRS will therefore have remained consistent over a period of 10 years from 2012-13 to 2021-22 representing a reduction in budgets in real terms.⁹⁰

Table 11: NYFRA net actual expenditure 2012/13-2016/17

Year (£m)	2012-13	2013-14	2014-15	2015-16	2016-17
North Yorkshire FRS	29.6	30.6	30.1	30.1	29.2
Year-on-year change %		3%	-2%	0%	-3%

The medium term financial plan to 2021/22 is as follows⁹¹:

Table 12: NYFRA Medium Term Financial Plan 2017/18-2021/22

Year (£m)	2017-18	2018-19	2019-20	2020-21	2021-22
North Yorkshire FRS	29.9	30.1	30.3	30.8	30.0

⁸⁹ Corporate Performance & Scrutiny Group, 25th March 2017

⁹⁰ https://www.northyorksfire.gov.uk/useruploads/files/revenue_estimates,_capital_programme_and_precepts.pdf

⁹¹ ibid

Within the above net figures, savings of £2.5m have been made already in the period 2013/14 to 2015/16. It is estimated that further base budget reductions may need to be made from 2020/21 as per the predicted central government grant reduction of 7.5%. NYFRA is reflecting national financial pressures and managing their budget through:

- a consistent recent leaver profile (mostly retirees) reducing the overall base budget of staffing costs. This is estimated to reduce the number of firefighters by about 30 by 2021/22
- income generation which is reinvested in the service (interest on cash balances)
- sales of vehicles
- young firefighters' scheme
- life courses and the PFI grant
- Section 31 grant income
- other smaller grant incomes
- a reserve level of c.£6m

NYFRS net expenditure is lower relative to other England combined authorities, at £37.42 per head (based on 15/16 CIPFA data) versus the average of £38.71.⁹² NYFRS compares higher than the total England average, at £35.14 (includes counties, metropolitan FRs and Wales).

NYP local financial picture

The annual cost of policing and commissioning services in North Yorkshire (includes funding for policing, commissioned Services and the OPCC) over the last five years is as follows⁹³:

Table 13: Policing and Commissioning annual expenditure 2012/13-2016/17

Year (£m)	2012-13	2013-14	2014-15	2015-16	2016-17
North Yorkshire Police and PCC	136.7	133.5	139.0	137.8	140.2
Year-on-year change %		-2%	4%	-1%	2%

NYP has demonstrated effective savings plans in the face of reducing government budgets (£20m in cash terms or nearly £30m in real terms since 2010/11). It has achieved £28m of savings since 2010/11 already, allowing it to keep budgets static on average over the period. By 2020/21, NYP needs to find a further £5.5m in budget reductions annually. The force is also cheaper than the national average by 7p per person per day, at 48p, according to the latest PEEL assessment.⁹⁴

A reduced comparative level of spend on police officers means that compared to their peer group, North Yorkshire has a lower spend on visible and non-visible front line staff (£5.6m less than peers). However, support services costs are greater than North Yorkshire's peers (14% higher expenditure on business support services versus its peer group). HMIC notes that within North Yorkshire, there is still potential for savings through reforming the business support functions, with benefits reducing duplication and other administrative expenditure.⁹⁵

⁹² Fire and Rescue Service Statistics, 2016-17 Estimates, CIPFA

⁹³ <https://northyorkshire.police.uk/about/finance/budget/>

⁹⁴ <http://www.justiceinspectorates.gov.uk/hmic/peel-assessments/peel-2016/north-yorkshire/>

⁹⁵ <http://www.justiceinspectorates.gov.uk/hmic/wp-content/uploads/north-yorkshire-2016-value-for-money-profile-summary.pdf>

An 'Affordability Programme' was established during 2015/16 to look at how the organisation and operations could best be delivered within budgetary constraints. NYP has managed budgets in the following way to date⁹⁶:

- Savings from existing collaboration work
- Transformation of services
- Estate rationalisation and renewal
- Investment in technology to improve efficiency and resource management
- Workforce modernisation and makeup

The financial impact of national funding changes has also been lessened through a better than expected funding settlement, lower than expected pay and non-pay inflation costs and continued strong growth of the local tax base. Coupled with the savings plans described above, this has created the opportunity and capacity for targeted investment, to deliver improved services and deliver against the Police and Crime Plan objectives.

Local public sector financial picture

In line with the national picture, other local public sector agencies have been impacted by successive reducing settlements and increasing demand for services in recent years.

NYCC has estimated the total savings requirement to meet the reductions in government funding (as well as costs) at ~£174m over the nine years from 2011-12 to 2019-20. This is equivalent to reducing spending power by ~34% over the decade, while dealing with increasing demand for services. To meet the challenge of substantially reduced government funding, this is expected to convert to a further savings target of ~£44m over the next three years, with a current shortfall of £22m.⁹⁷

CYC is delivering a balanced budget for 2016/17 with savings proposals totalling £6.5m, equivalent to 5.5% of the net budget. It is also projecting a further £23m reductions are required in the medium term (from 2016/17 to 2019/20).⁹⁸

In health, in the year-end 2015/16 performance and financial assessment conducted by NHS England, one out of the five CCGs in North Yorkshire and York was rated 'inadequate' (Vale of York CCG was put in special measures in 2016)⁹⁹ and three of the five were rated 'requires improvement', with one outstanding (Harrogate and Rural district). Four out of five CCGs were rated 'good' on finance, however it remains a challenging picture.

In summary, both fire and rescue and police have succeeded in managing budgets despite significant reductions in government funding. However, both services face further pressures and there continue to be pressures in demand owing to the changing demographic profile, as well as the knock-on effect of more significant financial pressures in both local government and health services locally. Despite these pressures, it is anticipated that the future funding position will continue to be managed as it has been previously, and therefore that any savings will be re-invested back into protecting frontline and priority services. As such, it is unlikely that financial benefits will need to be a key driver to collaboration or further integration of services but that it will be increasingly challenging to maintain or improve effectiveness and public safety without new models of delivery, which governance of police and fire and rescue must drive.

⁹⁶ Medium Term Financial Plan (MTFP) 2016/17 to 2019/20, July 2015

⁹⁷ <http://www.northyorks.gov.uk/article/31556/Budget---questions-and-answers>

⁹⁸ Financial Strategy 2016-17, York City Council

⁹⁹ <https://www.england.nhs.uk/2016/07/operational-performance/>

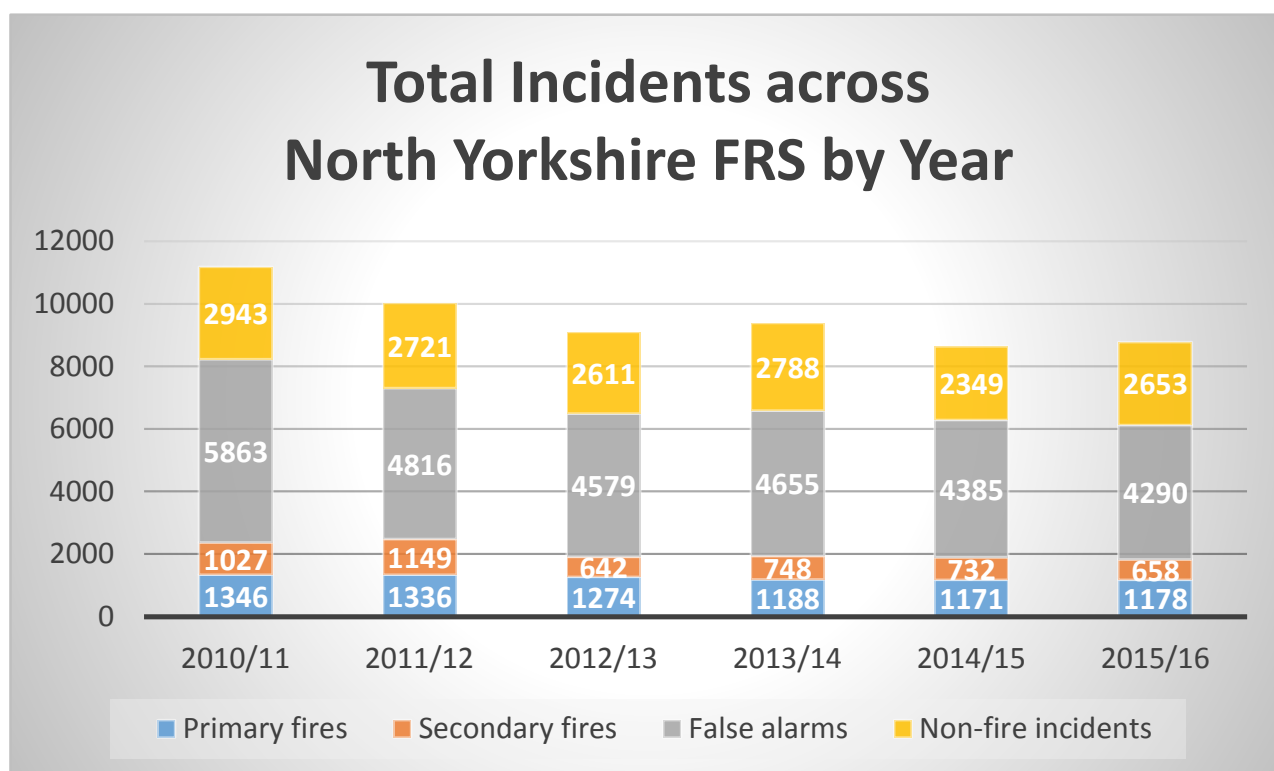
3.3.3 Fire and police priorities are increasingly around community needs and a focus on the most vulnerable

The changing nature of demand for fire and police services is bringing police and fire into contact with each other more frequently, and increasing the case for greater collaboration between the two emergency services as well as with health and other partners. The fact that fire and police services are conterminous in North Yorkshire means that the agencies serve the same communities, making the opportunity for and impact of closer working between fire and police even more powerful.

The demand for services is changing locally, and creating more complexity of response

The national pattern of reduced demand for fire-related incidents is similar in North Yorkshire, where the five year trend since 2010/11 has seen an overall reduction of 22% in the total number of incidents¹⁰⁰:

Figure 2: NYFRS incidents 2010/11-2015/16



Over the same period both primary fires (-13%) and secondary fires (-44%) have decreased. Non-fire incidents (e.g. road traffic collisions, malicious calls, flooding, animal rescue) have decreased by 10% since 2010/11 and although there was an increase of 12% between the period 2014/15 and 2015/16, this was predominantly due to the significant increase in flooding incidents (+98%) in response to the severe 2015 Boxing Day floods.

Although incidents are reducing over the long term, the data do not highlight the increasing complexity of incidents that are taking place. For example, the flooding in December 2015 was one of the largest deployments of water rescue and pumping assets across the UK. The arrangements put in place by NYFRS were praised by an Inquiry into the floods for the level and complexity of the logistical planning and manner in which NYFRS were able to work.¹⁰¹

¹⁰⁰ Ibid

¹⁰¹ York Flood Inquiry report

Against a national picture of budget tightening, falling crime rates but higher protection activity, North Yorkshire faces the same pressures as other forces. Total overall crime in North Yorkshire declined by 3.3% between 2011/12 and 2016/17, but rose by 6.6% between 2014/15 and 2016/17. This is partly due to significant increases in safeguarding crime trends since 2014/15 where NYP has experienced an increase in reports of domestic violence with and without injury (+35%), stalking and harassment (+69%), violence with injury (+44%), sexual offence/rape (+22%), hate crime (+44%) and child abuse (+38%)¹⁰². There were also changes in crime recording practices which affected the data. The nature of these complex safeguarding investigations not only require considerable police resource but will also require close working with other statutory agencies.

There is an increasing local public need to protect and prevent escalation for the most vulnerable

Additional to increasing complexity of demand, there is a need to increase focus on protecting those considered as the most vulnerable in society and ensure that intervention takes place early in order to reduce demand upstream and maximise public value.

Fire priorities have shifted in recent years to be more focussed on prevention activity to advise and educate, for example introducing community safety initiatives to reduce the incidences of fires, road traffic accidents and other life threatening hazards. NYFRS is involved in 95 Alive, community safety hubs across North Yorkshire, home safety visits, smoke alarm fitting, school visits and educational programmes for children and outdoor safety advice specific to North Yorkshire's environment.

The PCC uses her commissioning budget to focus on community safety and wellbeing, spending £2,957,000 in 2016 on victims (via independent victims advisors, Stop Hate UK, domestic and sexual abuse, counselling and talking therapies services, restorative justice service, sexual assault forensic services, targeted child sexual exploitation service, parents' liaison service) and other services (substance misuse, mental health street triage services, youth commissioners, and youth offending).

The demand for, and type of work that fire and police services undertake has changed in recent years, and continues to change, which is bringing police, fire and other statutory agencies into closer contact with each other more frequently, increasing the case for greater collaboration. Whilst reliable quantitative data does not exist, we know that there is a high degree of overlap between police, fire, ambulance and local authorities in providing services to the same vulnerable communities. Further collaboration between agencies around joint priorities would support a joined-up approach that will provide greater efficiency and effectiveness, allow reinvestment in emergency services and improve public safety and outcomes for residents. This, coupled with the fact that the needs of local communities are changing and increasingly demanding a joined-up response from local public services, means that there is a need to drive faster on collaboration and integration. Governance will be a critical component of this change.

3.3.4 Locally, collaboration has achieved some positive outcomes, but could go much deeper and faster

As described in Section 3.1.4, NYFRS and NYP have started to collaborate more, but there is recognition that more could and needs to be done, and a great wealth of opportunity to create more efficient ways of working and service communities in a more joined-up way.

Since the Statement of Intent was agreed by the parties, NYP and NYFRS (and in some instances YAS) have collaborated in a number of areas. Earlier, we described the history of this, which set out an attempt to develop a coherent programme of work, with appropriate governance in place, to steer genuine change. However, there was no single entity responsible for driving the programme of work forwards or for conducting proper evaluation of pilot projects and other work and this ended within one year. Steering Group minutes point to a clear ambition and programme upfront, which then did not progress as planned in some

¹⁰² NYP 6 year demand trends, NY Performance Team

areas (e.g. lack of progress around training and development is noted). One of the reasons for this appears to be a desire to gain clarity of roles between respective organisations in any collaboration model and a reluctance to move towards multi-agency delivery models.

The Steering Group was a strategic committee meeting of senior management and officers, it met infrequently and there was inconsistent attendance. Therefore, despite the initial ambition, the Steering Group was simply unable to work at the pace and in a way that was able to bring about the required change to meet the vision agreed. Steering Group meetings lapsed after May 2014 (after less than one year) and the programme of work set out as part of the Statement of Intent has largely remained undelivered.

As a consequence of the previous programme of work not having progressed, there is now no overall strategic direction for joint working between the police and fire service. This 'stalemate' has led to a more tactical approach, which has delivered some ad hoc initiatives in specific service areas. These have progressed either organically outside the formal governance processes (once they no longer need the involvement of multiple governance body discussions) or they have evolved from previous initiatives. However, both have fallen short of the vision set out by the Statement of Intent for closer, more integrated support functions. They have predominantly focussed to date on support services i.e. transport and logistics, estates and procurement and some particular frontline initiatives, around community safety and road safety. Since work started on this business case, NYFRA has established a Collaboration Committee to improve collaboration between fire and other emergency services and it is intended that the PCC (but not the Chief Constable) will have voting rights on the committee. This is assessed further in the Economic Case.

One of the factors behind the failure to deliver significant benefit from collaboration to date has been the impact of fragmented governance between police and fire and the inability of the governance mechanisms to ensure collaboration develops momentum and pace. It should be noted, though, that there are other factors which are considered also to have impeded progress, including cultural differences between police and fire services and different strategic priorities. Any change in governance must also help enable these issues to be addressed.

Although collaboration is increasing, we know that it is not yet as developed as in some other parts of the country.¹⁰³ Data described earlier in this case showed that NYP does not collaborate as much as its peers. There is no national benchmarking on the level of collaboration for fire, but an estimate from NYFRS Finance is that a comparable figure for NYFRS is ~6%, higher than the NYP figure but still only a small proportion of overall expenditure (excluding pensions).

In summary, there is an ambition for greater collaboration (which is clearly articulated in the PCC's Police and Crime Plan and through NYFRA's strategic objectives, and was agreed as part of the Statement of Intent). However, sovereignty over individual services has proven to be a barrier to the pace and scale of change. To date, change pursued via the 'collaboration' model of governance, has produced modest successes and fallen far short of transformational. The future governance arrangements need to be capable of *driving* the collaboration agenda rather than simply overseeing its product, and of doing so at a pace and scale expected and deserved by our communities. All parties consulted to date believe that the current governance arrangements are not up to the job. The question therefore remains which of the options for changed governance offers the best prospect for transformational change.

3.3.5 Opportunities for transforming collaboration across emergency services in North Yorkshire

The PCC has a vision for a strategic transformation of police and fire collaboration that can deliver genuine change and address the challenges and opportunities described above. At its heart that vision has an objective to deliver joined-up preventative services for North Yorkshire and ensure that the frontline is

¹⁰³ Through this process, workshops have been held with NYFRS and NYP stakeholders which have identified a wide variety of both new areas for collaboration, as well as extensions of existing initiatives. These workshops used the national examples from the Emergency Services Collaboration Working Group as reference projects.

protected by improving the efficient and effective use of emergency services assets, estates and support services.

This vision is premised on the fact that in the increasingly difficult context of delivering public services, to provide the best possible service to the people of North Yorkshire, there must be a focus on outcomes for the public rather than on organisations. An organisational perspective sees organisational leaders putting their service before the need of the public, whereas an outcomes perspective would see increasingly greater overlap of service delivery through greater collaboration to improve community resilience and public safety.

These two approaches are outlined in the following two diagrams:

Figure 3: Organisational-led collaboration

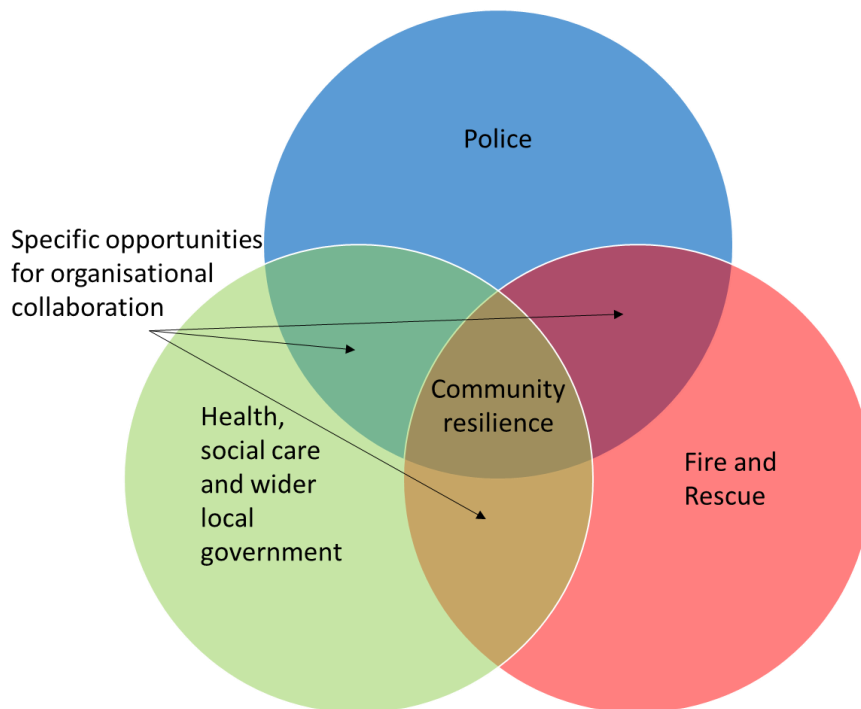
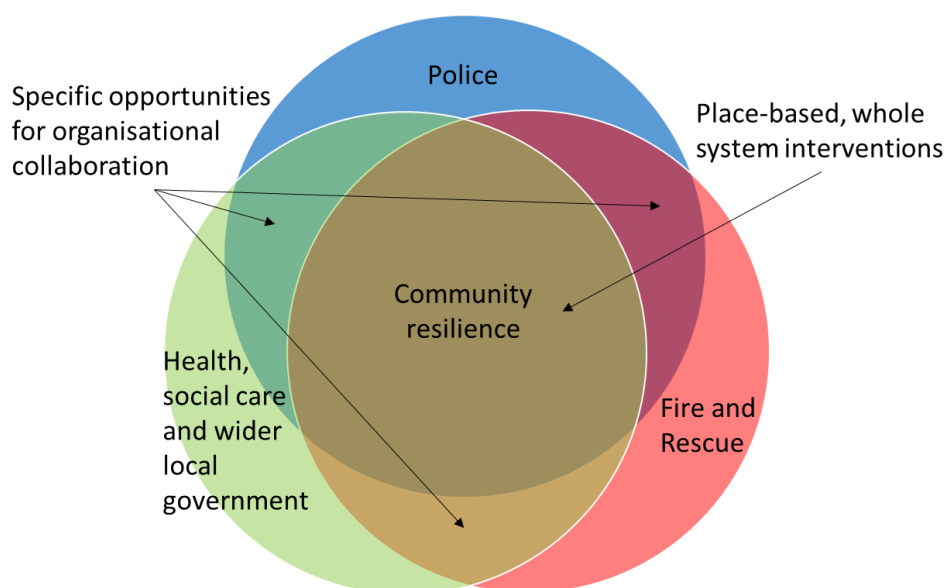


Figure 4: Outcome-led collaboration



An initial understanding of the range of collaboration opportunities was developed with operational staff and officers from NYFRS and NYP in a set of four workshops covering different areas: response, prevention and early intervention, support services and information and data sharing. These workshops developed a long-list of possible areas for collaboration, which were shortlisted based on the scale and benefit and ease of implementation. This short-list was agreed at a Strategic Reference Group meeting on 2nd March 2017. Both organisations have recognised the importance of closer working with local health services and NYFRS in particular are developing a number of proposals for closer working including, around early intervention for health risk (e.g. smoking cessation and alcohol reduction), cost effective use of NYFRS assets for health and social care interventions (e.g. assisting patients to stay at, or return home) and emergency response (e.g. extending the Emergency First Response scheme).¹⁰⁴ Any closer working or changes in governance between fire and police, therefore, must also ensure health collaboration is maintained, at a minimum, or preferably enhanced.

The PCC's vision and the priorities identified by NYP and NYFRS are shown in the Table 14.

The identified priority opportunities have been discussed with senior staff and officers from NYFRS and NYP to define them in more detail and understand the benefits associated. These are initial ideas at this time, and indicate the potential possibilities for collaboration – they are not part of agreed NYFRA or NYP plans and no supporting business case exists yet for each. All would be subject to separate investment cases, and where necessary, consultation. More work has been completed through this process to review the possible and relative level of financial and non-financial benefit of each priority opportunity. This is detailed in more detail at Appendix 8.4.

The ideas put forward in the workshops were ambitious, and it was clear that those at the frontline of each organisation could see the benefits of greater, more strategic collaboration on a wider scale. Opportunities discussed included multi-agency roles in response and prevention, shared teams and joint systems and teams for control. However, during discussions with senior officers and staff, the level of ambition was pegged back. The final, prioritised, list of potential opportunities shown in Table 14 would represent a change in the way that both NYFRS and NYP work. However, many of the opportunities will not require a step change in delivery or outcomes, and represent a limited view of the potential opportunity when compared with the PCC's vision, particularly regarding the potential for a place-based, multi-agency community safety service.

Work to date has not managed to achieve a joint view of the potential for transformational change which goes beyond existing organisational boundaries and towards the PCC's strategic vision. It is clear that any design and implementation of collaboration in North Yorkshire needs to be led and governed through strong, cross-organisational leadership and integrated strategies and plans. More work will be required to develop a blueprint for genuine change that is bought into by both NYFRS and NYP.

¹⁰⁴ Health Engagement Strategy, NYFRA, February 2017

Table 14: North Yorkshire fire and police collaboration opportunities

Theme	Current state	Current identified collaboration priorities	Transformation vision
Strategic commissioning	<p>Currently fire and police plans are developed separately</p> <p>Separate commissioning budgets. Use of volunteers not co-ordinated or shared</p> <p>Intelligence sharing takes place in some areas (operational not strategic)</p>	<p>Development of joint priorities for collaboration</p> <p>Sharing data and intelligence on communities and incidents on a local, tactical level basis to support planning and response. This would include data and intelligence on specific individuals, premises and homes and would involve reciprocal fire and police information access.</p>	<p>Fully integrated strategic development and risk management, including joined up research and public consultation</p> <p>Joint commissioned services and budgets to respond to public need through joined-up services and support</p> <p>Systematic data sharing of intelligence and vulnerability to support more aligned strategic decision making across communities.</p>
Improved Prevention and demand management	<p>Community Safety hubs in Scarborough, Selby and York</p> <p>Road Safety joint initiatives and campaigns (95 Alive)</p>	<p>Improved co-ordination and reach of Safe and Well checks:</p> <ul style="list-style-type: none"> Joint police and fire community interventions One safe and well assessment across fire and police, specialist training and clearer role definition Use of volunteers to support the role in wider local activity e.g. leafletting, door knocking Volunteer community contact points for police and fire jointly (potential reduction of demand on control centre) 	<p>A single approach to community safety across police and fire through a jointly funded Community Safety Service, tailored to the needs of people and communities, including single, jointly funded, community safety roles</p> <p>Alignment with health and local authority partners through Health and Wellbeing Board and Mental Health Care Concordat</p> <p>Accelerated use of shared data and intelligence to dynamically map vulnerability to better target and pro-actively deliver increased primary prevention and early intervention work and jointly commissioned services across rural and urban areas for those who need it most</p> <p>Roll-out of community safety hubs, and expansion and diversification (central/local) to bring in greater range of partners and improve resilience for local communities</p>
Effective Joint Response	<p>Joined-up tactical response to incidents where required</p> <p>Local Resilience Forum and JESIP</p>	<p>Fire would also take on forced entry, in addition to police.</p> <p>Extension of first responder fire role to police (e.g. through firearms officers that have defib kit being deployed as appropriate).</p>	<p>A truly joint control room for a more effective response to the public by the right service at the right time:</p> <ul style="list-style-type: none"> Fully integrated operations and system Shared staff roles, training and rotas <p>First responder as part of community safety roles, especially to improve resilience in rural areas</p>
Shared support services	<p>Co-location of transport and logistics functions and driver training</p> <p>Shared transport and logistics manager</p> <p>Co-location of fire and police in Bedale and plans for Ripon</p>	<p>Colocation of transport and logistics resources and further integration of teams.</p> <p>Shared finance, procurement, IT, transport and estates teams.</p> <p>In-flight and pipeline opportunities identified for estates collaboration, including shared HQ.</p> <p>Joined-up training and learning and development for officers, firefighters and staff</p> <p>Shared procurement service, starting with products which share common specifications e.g. stationery, fuel</p>	<p>Creation of a community safety estate – single estates strategy with multi-purpose estate, single investment strategy</p> <p>Wider collaboration through One Public Estate to create local community safety hubs integrating health estate and designated community assets where appropriate.</p> <p>New models of shared enabling services delivery across police and fire, such as through a third entity.</p> <p>Greater integrated specialist training (e.g. mental health) across both services.</p> <p>Where appropriate, single ICT strategy and systems</p>
Shared management roles	None	None identified	<p>Combined or reduced senior management roles across fire and police, particularly around corporate, non-operational roles, where it makes business sense to do so. In addition, it is assumed that governance roles can be shared across fire and police (S151 Officer and Monitoring Officer roles). Any changes would be phased in line with existing staff retirements or natural attrition.</p>

Possible benefits from enhanced collaboration

Through this process, NYP and NYFRS have reviewed the potential for financial and non-financial benefits to be achieved from the priority opportunities. The section below includes those priority opportunities from the Table 14 which were deemed to hold the greatest potential benefits.

Achieving these opportunities, especially if they were expanded to the opportunities outlined in the transformational vision, have the potential to greatly improve public safety by providing a more effective and efficient service. From examples in other areas, evidence suggests that they would increase community resilience, building stronger and safer communities; protect both those vulnerable to harm, by preventing and reducing risk, and those vulnerable to causing harm, by preventing risk and diverting them into prevention programmes; and reduce harm, crime and demand on the emergency services through proactive prevention. Savings gained from these impacts and from closer collaboration on enabling and support services could be reinvested into frontline services, further improving public safety.

Given the context of the pressures currently being experienced, any future governance model would need to be able to deliver these opportunities at pace, and realise the greatest scale of ambition, while continuing and enhancing wider collaboration with other partners, in order to achieve improvements to public safety.

Community vulnerability multi-agency role – safe and well

An effective safe and well service, delivered by both the fire and rescue and police services in coordination could bring benefits in terms of positive outcomes for residents, overall reduced demand for local public services (including for volumes of calls through the NYP control centre), more efficient use of resources and wider intelligence benefits, contributing to improving public safety.

This has not been costed at this stage and details of the non-financial benefits would be realised locally are not feasible as a detailed business case would need to be developed. However, other areas of the country can provide some proxies that indicate what might be possible.

In Greater Manchester, 'Safe and well' is a person-centred home visit carried out by both operational and non-operational staff (Community Safety Advisors) by the Greater Manchester Fire and Rescue Service (GMFRS). The visit expands on the scope of previous home safety checks by focussing on health and crime prevention, as well as fire prevention. GMFRS has completed benefits analysis to estimate the level of financial benefit to various agencies. Benefits cited include avoided costs of fractures from avoided falls, reduced drugs dependency, avoided fatalities to smoking and avoided fire fatalities. The primary finding from the cost-benefit analysis is that, for every £1 spent on Safe and Well, partners as a minimum are set to save the fiscal equivalent of £2.52 in benefits (in year and recurrent) through demand reduction. From this saving, the programme will 'pay back' its own costs within two years. Overall costs of the service amounted to £2.1m in the first year. The NHS benefits to the largest extent from the programme, with 85% of the benefits accruing to it. 11% of the benefits benefit GMFRS with 3% to the local authorities.¹⁰⁵

In Leicestershire, fire, police and paramedic services have joined up through the 'Blues Projects', to provide a similar, place-based service. Small, mixed teams work with partners – such as the local council, housing groups, GPs, pharmacies, schools and community groups – and residents in specific communities that create significant demand on the emergency services to reduce the number of emergency calls. They do so by helping to create a healthier, safer and more secure community by educating and directing residents to appropriate services via a home visit service and specific campaigns. They can help residents with home security, vehicle security, home safety, fire safety, child safety and health and wellbeing. They are also trained to offer help with loneliness, anxiety, depression and dealing with antisocial behaviour, tailoring each home visit dependent on the needs of the resident.¹⁰⁶

¹⁰⁵ Analysis of Impact and Outcomes for Safe and Well, GMFRS and New Economy, July 2016

¹⁰⁶ See Braunstone Blues website <http://www.leicestershire-fire.gov.uk/your-safety/general-wellbeing/blues-projects/braunstone-blues/>.

In Cornwall, Tri-Service Safety Officers provide a similar service to the Leicestershire example, except that one person has delegated powers from all three emergency services in order to carry out home-visits in a particular area and respond to certain emergency situations on behalf of all. This provides extra resource for response cover for each service, but also provides a dedicated prevention service to local residents, helping to reduce harm, crime and calls to the emergency services. Provisional cost savings outlined in their initial evaluation document suggest an hourly rate saving of £38p/h across the three services, with savings from demand reduction and prevention work being even higher, though this is of course difficult to measure.¹⁰⁷

These examples, amongst others, demonstrate the potential of innovative thinking in delivering community safety services. Over time, closer working between police and fire could develop into a single community safety service, commissioned from fire and police budgets, focussing on prevention, harm reduction and diversion that would improve public safety further.

Forced entry

If NYFRS took on the delivery of forced entry services it is envisaged that there would be a benefit from intervening earlier, more efficient use of resources and lower costs to board up properties. There may be a financial benefit based on policing time costing on average more on a unit cost basis than firefighter deployed time, however this would be dependent on the precise deployment model and dependent on the crew type deployed. There is also a cost saving to the public, as fire service entry methods are often cleaner and do less damage than police entry methods. The Fire and Rescue services in South and West Yorkshire already perform this function for the Yorkshire Ambulance Service in their areas so this would not be difficult to implement.

Control room

While appreciating the differences in roles and functions of the control room staff in the two emergency services, a joint control room capability may nevertheless bring benefits of greater resilience for both NYFRS and NYP, the ability to share data and intelligence on incidents and communities more easily, and potential benefits from co-location e.g. from a shared estate.

In terms of volumes, NYFRS has around 70,000 calls per annum, with 11,000 of those incident related. NYP has around 300,000 calls, 70,000 of which are 999.¹⁰⁸ For NYFRS this equates to ~8 calls per hour and for NYP, ~34 calls per hour. Based on analysis of costs, NYFRS spends ~£12 per call and NYP spends ~£22 per call.

NYFRS currently has an external contract in place to deliver the command and control system which expires in 2023/24, and also has a resilience arrangement in place with Cornwall Fire and Rescue Service. Therefore this would not be a short term opportunity, but could bring operational and financial benefits over the longer term.

There are examples, such as in Kent, where collaboration on joint control rooms is progressed. As yet this has only gone as far as co-location, but Kent will soon use the same command and deployment software, call-scripting and automatic call distribution which will facilitate a move towards joint staffing. Building in police technology, such as Mobile Asset Utilisation Data and mapping systems allows KFRS to deploy the nearest appliance to the incident, reducing response times. Kent Police and Kent FRS report improved joint working, joint incident command and deployment, and improved resource management, all of which contribute to improving public safety.

¹⁰⁷ Tri-Service Safety Officer: Final Report, June 2016

¹⁰⁸ 16/17 data for NYFRA, Non-incident related calls are internal to NYFRS i.e. do not include switchboard calls, and include calls such as crew changes and notification of incidents. 2016 data for NYP. NYP data are calls answered, rather than presented.

Shared estates

Sharing the estate could bring benefits of a rationalised estate, higher utilisation of the existing estate, benefits from shared maintenance contracts and wider knock-on benefits through co-location of staff. It is assumed that through a review of both NYFRS and NYP estates strategies, the opportunity would be taken to look at a joint estate, to deliver 'community safety services' to the people of North Yorkshire, instead of the current approach of each standalone service looking at its own needs. This could lead to both capital disposals and revenue savings. For the purposes of this business case, a number of assumptions are made, which are subject to further collaboration business case analysis prior to implementation. It should be noted that any plans will maintain at a minimum the existing Fire Cover Review and IRMP requirements.

Financial benefits have been estimated based on a comparison of the NYFRS and NYP estates plans, and assumptions around the possible opportunities for sharing existing sites. This assumes that there are around 8 viable schemes for sharing of the estate to 2023/24. In all cases it is assumed that NYP would free up existing capacity and share an existing NYFRS fixed site. It is estimated that ~£2.0m would need to be spent on refurbishing and modifying host sites and that NYP could achieve capital receipts from disposals in the existing estate of ~£1.5m. Recurrent benefits would also be possible, with an assumption that NYFRS could reduce its running costs by ~10% per annum, based on NYP sharing fixed costs, and that NYP could reduce its running costs by ~40% per annum, based on increasing utilisation and sharing costs.

A further opportunity would be around sharing headquarters. NYP is moving into a new headquarters in Northallerton in June 2017. In 2016, discussions took place around the possibility of NYFRS moving in, on expiration of its current leased accommodation in Northallerton in 2021/22. NYFRA took a decision not to do so in 2016, however the NYFRA is now actively considering this opportunity in the future. If this could be revisited, this may mean a further financial benefit of up to £260k per annum (total cost of NYFRS' current lease arrangement).¹⁰⁹

It is estimated that delivery of the above eight schemes, in addition to a shared HQ would achieve total financial benefits of between £0.2m - £1.3m dependent on the number of shared schemes and the pace of change (see detailed assumptions in the Appendix).

Significantly more benefits could potentially be realised over the long-term from a genuinely integrated community safety estate, through the development of a long-term integrated investment strategy. This could also accelerate the development of sharing with health partners and provide more joined-up services to the public.

Shared senior management positions

It is anticipated that a change in governance could lead to some combined or reduced senior management roles across fire and police, particularly around corporate, non-operational roles. In addition, it is assumed that governance roles can be shared across fire and police (S151 Officer and Monitoring Officer roles). Any changes would be phased in line with existing staff retirements or natural attrition. It is assumed that changes may be able to achieve between £250k - £390k per annum, dependent on the scale and pace of change. As with other benefits, these are subject to more detailed business case analysis.

Shared support services functions

Table 14 describes the potential for shared enabling support services across transport and logistics, estates, training and development and procurement. In addition, the long-list of potential collaboration opportunities included shared functions for IT, HR and Finance. Sharing enabling support services would bring economies of scale in purchasing and in delivery of transactional services, greater resilience and access to a wider set of expertise. Looking at the wider potential for financial benefits from shared services in the public sector, PA Consulting's research has found that standardisation of activities across organisations can achieve a

¹⁰⁹ 16/17 NYFRS Revenue and Capital Budget

revenue cost saving of 10-15%. Shared service arrangements, and outsourcing, has the potential to provide an additional 10-15% saving. A review of the potential benefits of sharing the transport and logistics function conducted by Eversheds for NYFRS and NYP in 2014, found that potential savings of ~3% could be found from sharing functions.

Cautious estimates have been made for scope and scale of savings in North Yorkshire at this stage, in advance of detailed business case analysis, ranging from 0.5% to 5% of in-scope expenditure. As PA's research has shown, however, more savings could be possible if more innovative models, such as development of a third entity providing support services across fire and police, were developed. For the purposes of this high-level LBC, in-scope expenditure is based on budgets for estates, transport, IT, procurement and finance. The total NYFRS 16/17 budget gross service expenditure is ~£7m per annum, whilst total NYP actual 16/17 gross expenditure for the same services is ~£15m. We have made a high level assessment of 'addressable' expenditure i.e. expenditure which could involve duplication across NYFRS and NYP and where there therefore may be opportunities for joint roles or joint purchasing (this includes staffing costs, supplies and services costs). Premises costs have been excluded as they are included in the above estates opportunity. This results in a total 'addressable' spend of £13.9m (£3.4m for NYFRS and £10.5m for NYP). Total estimated benefits under each model have therefore been estimated at between £70k per annum and £690k per annum based on the degree of change. These are intended as an indication of the potential, based on benchmark analysis, with further analysis required on a service by service basis to review the actual opportunity within individual collaboration business cases.

The ability of future governance models to deliver at pace and scale both the priority opportunities and the longer-term vision is assessed in the economic case.

3.3.6 Potential wider benefits from changes to police and fire governance in North Yorkshire

As described above, Fire Authorities and PCCs are both responsible for the conduct of public business and for spending public money, and are accountable for ensuring that business is conducted in accordance with the law and applicable proper practices. They must also be transparent in their decision making and ensure that public money is safeguarded, properly accounted for and used economically, efficiently and effectively. The Framework Delivering Good Governance in Local Government, published by CIPFA in association with SOLACE in 2007 sets the standard for governance in local government (including Fire Authorities and PCCs) in the UK. Both NYFRA and the PCC are subject to the Nolan Principles of Public Life.

NYFRA governance is based on CIPFA's Framework for Delivering Good Governance in Local Government and the latest external audit for 2014/15 found no significant weaknesses in governance arrangements. The Fire and Rescue Authority produce an Annual Governance Statement and an Annual Statement of Assurance. The latest external audit report included an unqualified opinion on the Authority's 2014/15 Statement of Accounts and concluded that the Authority had made proper arrangements to secure economy, efficiency and effectiveness in its use of resources. Internal audit by Veritau Limited for 2015/16 issued 7 High Assurance reports, 2 Substantial reports and 1 Reasonable Assurance report. They also gave an annual audit opinion of substantial assurance. Fire matters are also part of local authority governance, with FRS issues a standing agenda item at Area Committee meetings in NYCC.

NYPCC also has an Annual Governance Statement¹¹⁰, which for 15/16 was also unqualified. The NYPCC external audit also provided an unqualified opinion and its internal RSM Audit Opinion Report for 2015/16 provided three Substantial Assurance scores and one Reasonable Assurance score out of the four pieces of work reviewed (the scale is Substantial Assurance, Reasonable Assurance, Partial/Limited Assurance, No Assurance).

While existing governance arrangements for fire and rescue and policing in North Yorkshire are therefore considered to be effective from an assurance perspective, there are significant differences in practice

¹¹⁰ Annual Governance Statement, 15/16, PCC for NY and CC for NYP

between the transparency and engagement methods used by the PCC and the committee methods used by the FRA.

A summary of the differences in visibility and engagement between the Authority and PCC model in North Yorkshire is shown below. This shows that the engagement model for the PCC is in practice more proactive in its interaction with the public than the Authority model and there is a higher level of public engagement. The NYFRA engages more through existing local authority forums, whereas the PCC model engages more directly with communities.

Table 15: Summary of NYFRA and PCC level of visibility and engagement

Theme	FRA	PCC
Accessibility of meetings	<ul style="list-style-type: none"> • Most take place at NYFRS Easingwold • Advertised on website • Agenda, papers and minutes available online and public can attend • Contact details given for FRA Secretariat but need to look at agenda on how to make statement or ask question, and need to give advance notice 	<ul style="list-style-type: none"> • Corporate Performance, Delivery and Scrutiny Board Meetings are live-streamed and open to public engagement via social media. Questions can be emailed ahead of time or tweeted live. Videos are available in perpetuity • Meetings and forthcoming events advertised on website and by poster in local areas and via the North Yorkshire Community Messaging system • Agenda, papers and minutes available online
Frequency of open meetings	<ul style="list-style-type: none"> • 10 open meetings in 2016 where minutes available • Created a Collaboration Committee in 2017 which will meet more frequently 	<ul style="list-style-type: none"> • 34 open meetings in total in 2016, of which minutes were available for 33
Public attendance	<ul style="list-style-type: none"> • Records not kept on attendance or public questions asked, but shown in minutes 	<ul style="list-style-type: none"> • Approximately 100 view each live-streamed meeting either during or in the days following the meeting • 5 x individuals are recorded as having attended the Police and Crime Panel in person to ask a question since 2013. Of these, 1 person has attended Panel seven times and another has attended twice
Correspondence received to governance bodies	<ul style="list-style-type: none"> • No data kept on correspondence sent to the FA 	<ul style="list-style-type: none"> • About 70-100 pieces of public correspondence received a month by the PCC, 1FTE member of staff handles • This includes enquiries, complaints, policy questions and service requests
Complaints	<ul style="list-style-type: none"> • Complaints and compliments can be made online. In 2016/17, 33 complaints and 47 compliments were received 	<ul style="list-style-type: none"> • Complaints regarding the conduct of officers are managed by the Chief Constable through the Professional Standards Department, though the PCC will manage the complaints process from April 2018. In 2016/17 331 complaints were recorded, and there were 325 compliments. • Complaints regarding the Chief Constable are managed by the OPCC. In 2016/17 3 were recorded. • Complaints regarding the PCC are managed by the Police and Crime Panel. In 2016/17 2 were recorded. • The OPCC deal with non-official complaints about service and the organisation as part of their everyday correspondence (see above).

Theme	FRA	PCC
Public participation in consultation	<ul style="list-style-type: none"> • Consultation on Fire Cover had 1,125 online survey responses, 20 letters/emails and 70 attendees at 18 events. A similar number of attendees attended NYFRA's meeting for Fire Cover decision-making • Consultation on recent budget proposals and the possible increase in Council Tax of up to 1.99% received 2 responses • 486 responses received to the Health Strategy consultation 	<ul style="list-style-type: none"> • Proactive research used: Consultation on PCP 2017 involved staff survey, online survey (767 responses), including in foreign languages, and a representative sample of 1,000 telephone and in-street interviews • Precept consultation of 1,610 (representative survey of 800 by phone or in-person, and online survey)
Outreach (including hard-to-reach groups) by governance bodies	<ul style="list-style-type: none"> • No specific NYFRA outreach work. Outreach is undertaken by NYFRS as part of its prevention work • NYFRS's website (including pages about NYFRA but not NYFRA documents) offers a language translation service enabling webpages to be translated into over 100 different languages. 	<ul style="list-style-type: none"> • 33 advice surgeries in 2016 all around NY – 84 people attended • Speaking events e.g. recent Women's Institute event (450 attendees), York University event and Youth Commission work • Use of market research – 1,000 taxpayers polled over collaboration issues • Regular surveys – customer experience, victims of crime and rural crime surveys
Engagement through local authorities	<ul style="list-style-type: none"> • FRS has a regular slot and papers on NYCC Area Committee meetings that the public can attend. Papers submitted on 21/27 occasions in 2016 and FRS attended 13 times. Questions put to FRS are usually from councillors rather than the public • Attendance once a year at the City of York Council's Scrutiny Board • NYFRS chairs the Safer York Partnership 	<ul style="list-style-type: none"> • Regular attendance at District Council Overview and Scrutiny committees • Ad hoc attendance at District, City and County Executive/Cabinet meetings as invited • Engagement through the Police and Crime Panel
Openness of decision-making	<ul style="list-style-type: none"> • Notice of all decisions to be made by NYFRA are posted online ahead of the meeting. • All interests posted online • Decisions are public but contained in minutes and not searchable • Some matters discussed confidentially (3 in 2016) with most published later • 217 requests under the Freedom of Information Acts responded to in 2016/17 • Summaries of proceedings of four meetings of Appeals Committee also available 	<ul style="list-style-type: none"> • Specified information orders a statutory requirement • All interests and decisions posted online, with search functionality

In addition, the OPCC brings significant independent scrutiny to policing performance and strategy development. It employs 8 people specifically to support the PCC's focus on scrutiny and governance, and the PCC meets formally with the Chief Constable every month. In comparison, unlike some other fire authorities, NYFRA does not have access to independent scrutiny support aside from the formal statutory roles of Monitoring Officer and Section 151 officer, although it can commission external support. Monitoring

Officer spend was just approximately £1,100 in 2016¹¹¹. In addition, the Fire Authority and the Audit and Performance Review Committee met formally four times each, for a total of 6.50 hours and 3.52 hours respectively in 2016.¹¹²

As Parliament has recognised, there are opportunities for the improvements that the PCC model has delivered in policing to be applied to fire, changes which could help introduce further innovation and improve public engagement and transparency contributing to improved effectiveness of service delivery.

By way of example, there are a number of areas in which the PCC in North Yorkshire has brought about an accelerated pace of change. Although it is impossible to say whether these would have taken place under the former Police Authority, it is believed that the changes below represent a step-change, which would have been unlikely under previous models given the experience of their ways of operating.

- Stage 2 staffing arrangements for enabled services, have led to changes to services including introducing professional staff for specific areas of expertise (rather than using officer posts for support services), joint posts across forces and investment in technology.
- Introduction of a commissioning team to invest in victim services and mental health services (introduction of Section 136 suites, leading to a reduction in vulnerable people with mental health considerations being detained in custody).
- New collaborative partnerships with other police forces.
- Local community safety consolidation of strategic partnering arrangements so that there was a move from eight partnerships to two, streamlining partner involvement.
- Initiating a rural crime network and taskforce.

Local evidence of public opinion

Local evidence also suggests that residents of North Yorkshire are in favour of fire and police collaboration, and have indicated a preference for this to be governed by the PCC. A brief consultation conducted by the OPCC in August 2016 (carried out by ‘the buzzz’, a consultancy), surveyed 1,050 North Yorkshire residents aged between 18-75 through a combination of telephone and face-to-face interviews.¹¹³ This was carried out in light of NYFRA’s move to merge with Humberside FRA. The high-level results show that:

- 62% of respondents believed that greater integration between police, fire and ambulance is a good way to manage available resources and budgets;
- 49% of respondents preferred greater collaboration between police and fire services in North Yorkshire, over fire and fire collaboration between Humberside and North Yorkshire;
- When asked who should manage the collaboration, 56% believed that the PCC was best placed, versus a committee of elected councillors. 30% of respondents had a ‘strong’ preference.

The report also noted that *“the public’s main concern ... seems to focus on falls in service levels, funding cuts and issues around leadership and specifically what this means in terms of response and efficiency. This research makes it clear that most people understand the benefits of change but are cautious about the motives of change.”*

This will be updated following public consultation.

¹¹¹ Provided by NYFRS

¹¹² Analysis of published minutes on the NYFRS website

¹¹³ Public consultation on fire and rescue services and police collaboration, Buzzz, August 2016, <https://www.northyorkshire-pcc.gov.uk/documents/public-consultation-fire-rescue-service-police-collaboration/>

3.4 Critical Success Factors

Any changes in governance must meet the tests in the Policing and Crime Act 2017 of being in the interests of:

- Economy, efficiency and effectiveness; or
- Public safety.

These tests are not defined in more detail in the legislation, leaving them to be specified against local drivers for change by PCCs. While the link between governance and improved outcomes may not always be a direct one, in North Yorkshire, we have translated these tests into the following design principles for this business case based on the assessment above on the drivers and case for change in North Yorkshire:

- Whether a change in governance would drive economies, efficiency and effectiveness in both police and fire services by significantly accelerating the pace and efficacy of collaboration between these services and their wider partners, to the benefit of public safety.
- Whether a change in governance would deliver wider benefits relating to transparency and accountability.

These factors for change, if proven, have to be balanced against the complexity that could be involved in making the change, which could result in temporary disruption and performance impact that inevitably attends any organisational change. In order to assess the possible options, a set of Critical Success Factors (CSFs) has been identified and agreed for any change in governance in North Yorkshire. The CSFs represent the attributes essential to the successful delivery of the any governance change – in the next section, the possible future governance options will be assessed against these.

Table 16: Critical success factors for change

CSF number	Critical success factor	How the test is met	Test	Public safety	Effectiveness	Economy / efficiency
1	Accelerates scale, pace and effectiveness of collaboration	The governance option can accelerate and enable more effective collaboration and deliver tangible public safety and vulnerability prevention benefits to reduce harm, improve resilience and effectiveness, and increase value for money	How well the option: <ul style="list-style-type: none"> • Improves public safety and vulnerability prevention • Brings efficiencies and resilience to NYP and/or NYFRS and/or local public services, including acceleration of change • Delivers value for money (see overall option quantitative assessment) 	✓	✓	✓
2	Brings benefits in terms of transparency and accountability	The governance option can improve transparency, accountability, visibility, and consistency of decision-making for the public, stakeholders and NYP and/or NYFRS	How well the option provides benefits of transparency and accountability		✓	
3	Is deliverable	The governance option can be implemented successfully	How well the option: <ul style="list-style-type: none"> • Meets the likely availability of funding • Matches the level of available skills and capacity required for successful delivery 	✓	✓	✓

CSF number	Critical success factor	How the test is met	Test	Public safety	Effectiveness	Economy / efficiency
			<ul style="list-style-type: none"> Minimises delivery risks 			
4	Mitigates strategic risks	The governance option can mitigate strategic risks	The impact of strategic risks e.g.: <ul style="list-style-type: none"> Loss of public trust Compromise to links with health / local government services Risk of losing resilience 	✓	✓	✓

3.4.1 Strategic risks, constraints and dependencies

There are a number of strategic risks in a change to governance that options need to be assessed against. The most significant of these are that:

- Public trust in fire may be compromised - this has greater risk for some governance options than others. As noted above, the fire and rescue service has a “*very strong trusted identity*”¹¹⁴ and it is felt by some that too close working or integration with the police could endanger this. Initial indications in some areas that have created shared roles in the UK have not yet seen this impact, although there may be limits of acceptable integration which have not yet been implemented in the UK. Research has shown that all three blue light services have easily recognisable identities in the public, and media perception is that, although they may suffer ups and downs, the services are generally strong and respected and “*retaining the best features of these identities whilst working towards closer collaboration and shared resources*”¹¹⁵ is important. Each option needs to be assessed against the risk of public trust being lost.
- Broader links to wider community safety, health or social care partners may be compromised – there is concern that moving fire and police closer together may compromise collaboration with other partners, especially health. However, the PCC’s responsibilities and commissioning powers also extend to community safety and changes to governance will not prevent joint community safety initiatives, or either service from collaborating with wider partners. Initial discussions with the Yorkshire Ambulance Service as part of this work indicated that simplified or shared governance between fire and police may improve joint working with health.
- Links with local authorities and district councils may not be maintained, democratic challenge from a committee representing a wide range of opinions may be lost, and scrutiny and challenge of the single decision maker may vary.
- The Police and Crime Panel may not have the capability or resources, to exercise a broader scrutiny role, if required.
- Fire receives less attention in a shared governance model – and careful measures would need to be taken to ensure the PCC has sufficient support and expertise to ensure effective governance of fire while also fulfilling her responsibilities for policing and crime.
- Potentially strong resistance from fire unions - risk of industrial action is greater for some governance options than others, which could risk public safety.

¹¹⁴ Firefighters are second most trusted profession, IFSEC, 2015

¹¹⁵ Research into Emergency Services Collaboration, Parry et al, 2015

There are also a number of constraints and dependencies that affect the options under review:

Constraints:

- Under any of the governance options, funding will remain separate between police and fire, with a requirement for separate financial reporting;
- If the PCC wishes to introduce some of the options in the Act sequentially (e.g. start with Governance model and then later move to a Single Employer model), then a further business case and consultation is likely, unless this intention is stated in the initial business case and consultation.

Dependencies:

- Changes will require local authority approval and the endorsement of the Home Secretary or (if local approval is not forthcoming, further independent scrutiny of the business case will be required before the proposed changes can come into effect).

3.5 Conclusions

This section has set out a range of national and local drivers for change. Any governance arrangements for police and fire and rescue must be capable of meeting the national policy drivers, and enabling fire and rescue and policing services to work effectively together to meet the financial and operational challenges they face. Although fire and rescue and policing services are already working together in a number of areas, this work is tactical and has evolved in an ad hoc way with no formal programme of work in place to drive the pace of change. Historical attempts to make collaboration work locally on a broader scale have been unsuccessful to date, with the reality of the governance arrangements proving unable to match the strategic intentions of the governance bodies. There remain tangible further opportunities for greater collaboration which should realise greater benefits for local communities. However, these are limited by issues of organisational sovereignty and culture. If transformational change in collaboration is to be achieved it will require a clear strategic vision and delivery through strong cross-organisational leadership.

National and international best practice recognises that effective governance is a key enabler of collaboration and of greater organisational effectiveness. There is a risk that further significant benefits of police and fire collaboration may not be realised within the existing governance model but the unanimous view of all consulted is that the existing arrangements will not suffice. However, there are inevitably risks and costs attached to making any change and the ability of each of the different governance options to deliver the necessary improvements to collaboration whilst mitigating risks are considered in the Economic Case, the next section.

4 ECONOMIC CASE: THE OPTIONS ASSESSMENT

This Economic Case assesses the governance options introduced by the Policing and Crime Act 2017, against the option of making no change to governance. It considers how well the options could accelerate the pace and scale of collaboration to address the issues and support delivery of the opportunities identified in the Strategic Case. It also considers the extent to which each option could mitigate the strategic risks identified.

4.1 Introduction to the options

For North Yorkshire, the Policing and Crime Act 2017¹¹⁶ translates into four potential governance options:

- The Do Nothing model – retaining current governance arrangements;
- The Representation model – with the PCC becoming an additional member of the NYFRA and having a formal vote;
- The Governance model – with the PCC assuming the role of the FRA;
- The Single Employer model – building on the Governance model to also appoint a single Chief Officer across the police and fire and rescue services.

The following sections describe each option in turn and sets out:

- A description of the option
- An assessment of the option against the critical success factors outlined in the Strategic Case, establishing the likelihood of realising the opportunities. This includes quantification of the economy and efficiency benefits and the extent to which the option:
 - Accelerates scale, pace and effectiveness of collaboration
 - Brings benefits in terms of transparency and accountability
 - Is deliverable
 - Mitigates strategic risks
- A summary assessment of option against the tests of public safety, effectiveness, economy and efficiency, assessed according to the approach described below.

4.1.1 Qualitative assessment of each option

The qualitative assessment reviews each option against each of the CSFs as described in Section 3.4 attributing a low, medium, high rating against each CSF.

A summary assessment of each option is also made against the tests in the Policing and Crime Act 2017. As described in Section 3.4, these tests are not defined in more detail in the legislation, leaving them to be specified against local drivers for change by PCCs. The link between governance and improved outcomes may also not always be a direct one. In North Yorkshire, therefore, we have translated these tests into CSFs for this business case.

This Economic Case concludes with a recommendation for the preferred option.

¹¹⁶ Policing and Crime Act 2017, HM Parliament

4.1.2 Approach to economic appraisal

A net present value (NPV) for each option has been calculated for ten years including 2017/18 (year 0). Only financial benefits and costs have been included in the NPV calculation – we have not attempted to measure the economic value of interventions. The NPV must therefore be viewed alongside the non-financial benefits of a change in governance.

Costs and benefits have been assessed in terms of their 'direct' and 'indirect' impact on governance. 'Direct' costs and benefits are those which can be directly attributable to the governance change (i.e. associated with those activities through which the FRA or PCC exercise their governance and scrutiny roles). 'Indirect' costs and benefits are those which can be indirectly attributable to the governance change, such as a faster pace in delivery of collaboration.

Direct costs and benefits have been estimated as below, with detailed assumptions at Appendix 8.5 and 8.6:

- One-off implementation costs associated with governance change e.g. project costs including project team and professional advice e.g. consultation advice
- Recurrent implementation costs associated with governance change e.g. additional governance resources required
- Direct governance benefit related to the FRA no longer being required in some options and some associated governance costs no longer being required

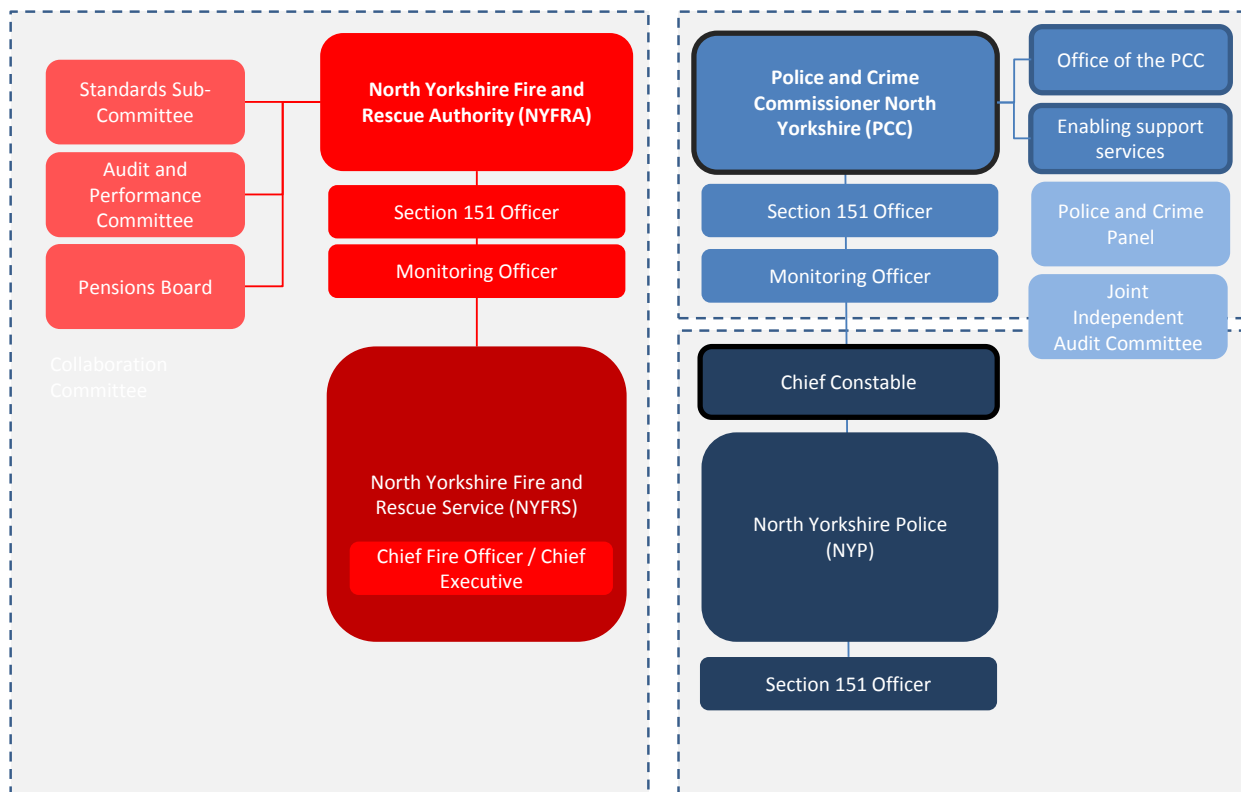
Assumptions have been made in the estimation of 'indirect' financial benefits in this business case, drawing upon the research on the impact of governance on collaboration described in the strategic case, and also the specific opportunities in North Yorkshire. These are described in Section 3.3.5 of the Strategic Case and in detail as part of each option.

4.2 Do Nothing model


4.2.1 Description of option

This option assumes that existing governance arrangements for the PCC, Chief Constable (CC) and NYFRA remain in place. The organisations would still be under the statutory duty to collaborate (including more widely across the emergency services) as set out in the Policing and Crime Act 2017. The impact of this option is illustrated below.

Figure 5: ‘Do nothing’ model – the existing governance arrangements would remain in place



Notes: 1. A corporation sole is a public office (created usually by an Act of Parliament) that has a separate and continuing legal existence, and only one member (the sole officeholder). Contracts made with a corporation-sole continue from one officeholder to his or her successor. The PCC and Chief Constable are corporations sole.

Key
 Denotes corporation sole¹

4.2.2 Implications of the change

With no change to make, there would be no implementation impact on the different areas of the business.

4.2.3 Assessment against each criterion

An assessment of this option against the CSFs is provided below.

CSF 1: Accelerates scale, pace and effectiveness of collaboration

Test: The governance option can accelerate and enable more effective collaboration and deliver tangible public safety and vulnerability prevention benefits to reduce harm, improve resilience and effectiveness, and increase value for money

This option would enable continuation of existing planned collaboration at the current rate, improving public safety and prevention through existing plans. It is assumed that the newly-created Collaboration Committee would support closer working between fire and police, as well as other partners. Therefore, some of the collaboration opportunities identified in Table 14, could be achieved, as long as both the PCC and NYFRA agree to plans on a case-by-case basis and agree on objectives and priorities. We have made some assumptions in this business case about which opportunities could and would likely to be achieved, based on feedback and broader evidence (shared estates in line with the current direction of travel). However, as evidenced in the Strategic Case, studies have consistently shown that delivery of collaboration is inherently more challenging in a multi-governance model, and the PCC would not be able to exert formal influence in this model. Similarly, the Chief Constable will not have a formal role on this committee (and the PCC cannot represent the Chief Constable). In addition, it is unlikely to accelerate collaboration significantly as proposals would continue to need to go through separate police and fire governance structures, as the Collaboration Committee only has formal decision-making rights for fire and rescue. Further, collaboration opportunities with health partners would also continue to require multiple governance bodies to sign-off.

More ambitious opportunities that move beyond collaboration and closer to shared functions are also likely to be more difficult to achieve in this model, because of the complexities of decision-making.

No stakeholders consulted to date have favoured this option, believing it will not be sufficient to achieve the degree of collaboration desired between police and fire. The Government have also made it clear that the status quo is not an option.

Figure 6 shows the assessment against CSF 1 as described in the Strategic Case. This looks at the tests agreed, and reviews the degree to which benefits from collaboration could be accelerated through this option.

Figure 6: Assessment against CSF 1

		Likelihood of additional benefits to the status quo (low / medium / high)					
		Early intervention and prevention	Estates integration	Shared support services	Health collaboration	Other wider collaboration opportunities	Overall assessment
Do nothing	Improves public safety and prevents vulnerability						L
	Brings efficiencies and resilience						L

Key

- High
- Medium
- Low


CSF 2: Brings benefits in terms of transparency and accountability

Test: The governance option can improve transparency, accountability, visibility, and consistency of decision-making for the public, stakeholders and NYP and/or NYFRS

The formal mechanisms of transparency and accountability of the FRA would remain the same as today, in line with CIPFA's Framework for Delivering Good Governance in Local Government and meeting external audit requirements. The new Collaboration Committee is in place, which may bring additional independent cross-agency scrutiny to decision-making, and could increase pace of decision-making; however this will not increase the public's engagement and the PCC has no formal voting rights on this committee under this option.

Figure 7 shows the assessment against the transparency and accountability CSF 2, broken down by particular governance attributes. It will deliver few benefits.

Figure 7: Assessment against CSF 2

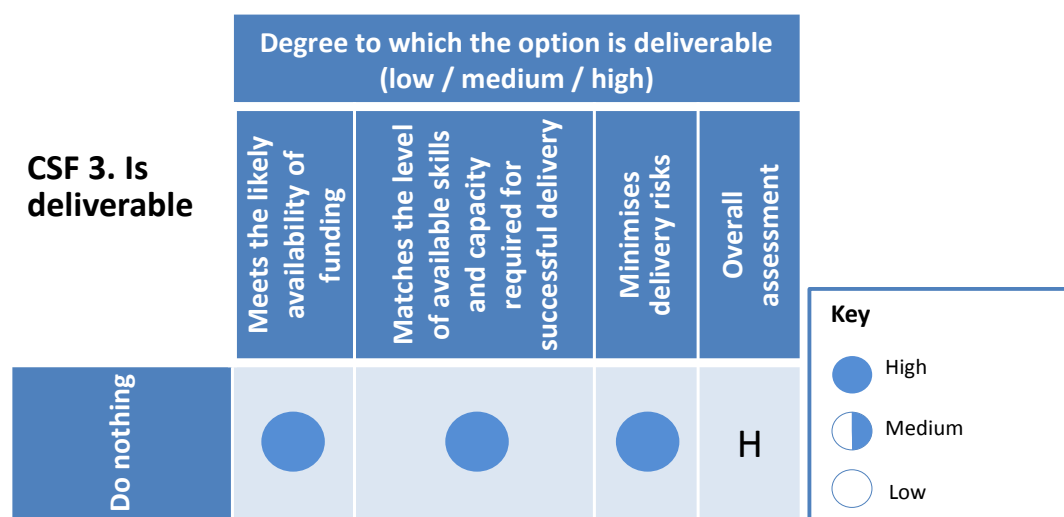


CSF 3: Is deliverable

Test: The governance option can be implemented successfully in terms of meeting the likely availability of funding, matching the level of available skills and capacity required for successful delivery and minimising delivery risks

This represents the status quo position and is therefore in line with medium term financial plans and with the current planned level of available skills and capacity. There would be no formal consultation requirements and no governance change, therefore this option has a low delivery risk.

Figure 8: Assessment against CSF 3




CSF 4: Mitigates strategic risks

Test: The governance option can mitigate strategic risks with the option, including the loss of public trust, compromise to links with health, compromise to links with local government and risk of losing resilience

Under this option, there are not anticipated to be any risks that concerns over the different roles of police and fire, and potential impact on public trust, will materialise, as formal governance will remain distinct and unchanged. The presence of the PCC on the Collaboration Committee presents an opportunity for improved and some small-scale simplified engagement with other partners. Links to local authorities will be maintained through existing structures. However, under this option, opportunities to ensure a joined up and simplified governance between police and fire to health partners will remain limited as there will continue to be separate decision-making and no changes to formal governance.

Figure 9: Assessment against CSF 4



4.2.4 Economic assessment

Table 17 represents the net change versus baseline costs as a result of a change in governance. Costs are shown as negative and savings are shown as positive in Table 17.

This option would incur no additional implementation costs versus the current position, and would achieve benefits from the shared estate. Of the possible 8 pipeline estates schemes, it is assumed that a joint estate would be achieved for 3 schemes in the 10 year period (assumption based on the 3 highest priority schemes). This option would achieve benefits of £0.2m over a 10 year period and an NPV of £0.1m.

Table 17: 'Do nothing' model – economic appraisal (£k)

Year	0	1	2	3	4	5	6	7	8	9	Total
Financial year	2017/18	2018/19	2019/20	2020/21	2021/22	2022/23	2023/24	2024/25	2025/26	2026/27	
Implementation costs - recurrent	-	-	-	-	-	-	-	-	-	-	-
Implementation costs - one-off specialist support	-	-	-	-	-	-	-	-	-	-	-
Direct governance benefit	-	-	-	-	-	-	-	-	-	-	-
Shared estates	-	(280)	(30)	70	70	70	70	70	70	70	180
Shared senior management posts	-	-	-	-	-	-	-	-	-	-	-
Shared enabled support services	-	-	-	-	-	-	-	-	-	-	-
Total	-	(280)	(30)	70	70	70	70	70	70	70	180
Total – direct	-	-	-	-	-	-	-	-	-	-	-

Year	0	1	2	3	4	5	6	7	8	9	Total
Total - indirect	-	(280)	(30)	70	70	70	70	70	70	70	180
NPV											101

4.2.5 Summary assessment against of this option

The Do Nothing model has been assessed above against the CSFs agreed in Section 3.4. A summary is shown below. In addition, we have developed an assessment against the tests in the Policing and Crime Act 2017, based on the definition in Section 3.4.

Table 18: Summary qualitative assessment against CSFs and statutory tests

Critical success factors			Statutory tests	
Critical success factor	How the test is met	Do nothing (High / medium / low)	Economy / efficiency / effectiveness	Public safety ¹¹⁷
Accelerates scale, pace and effectiveness of collaboration	The governance option can accelerate and enable more effective collaboration and deliver tangible public safety and vulnerability prevention benefits to reduce harm, improve resilience and effectiveness, and increase value for money	L	✓	N/A
Brings benefits in terms of transparency and accountability	The governance option can improve transparency, accountability, visibility, and consistency of decision-making for the public, stakeholders and NYP and/or NYFRS	L	✓	N/A
Is deliverable	The governance option can be implemented successfully	H	N/A	✓✓
Mitigates strategic risks	The governance option can mitigate strategic risks	M	✓	✓✓
Net present value (£k)		£0.1m	N/A	

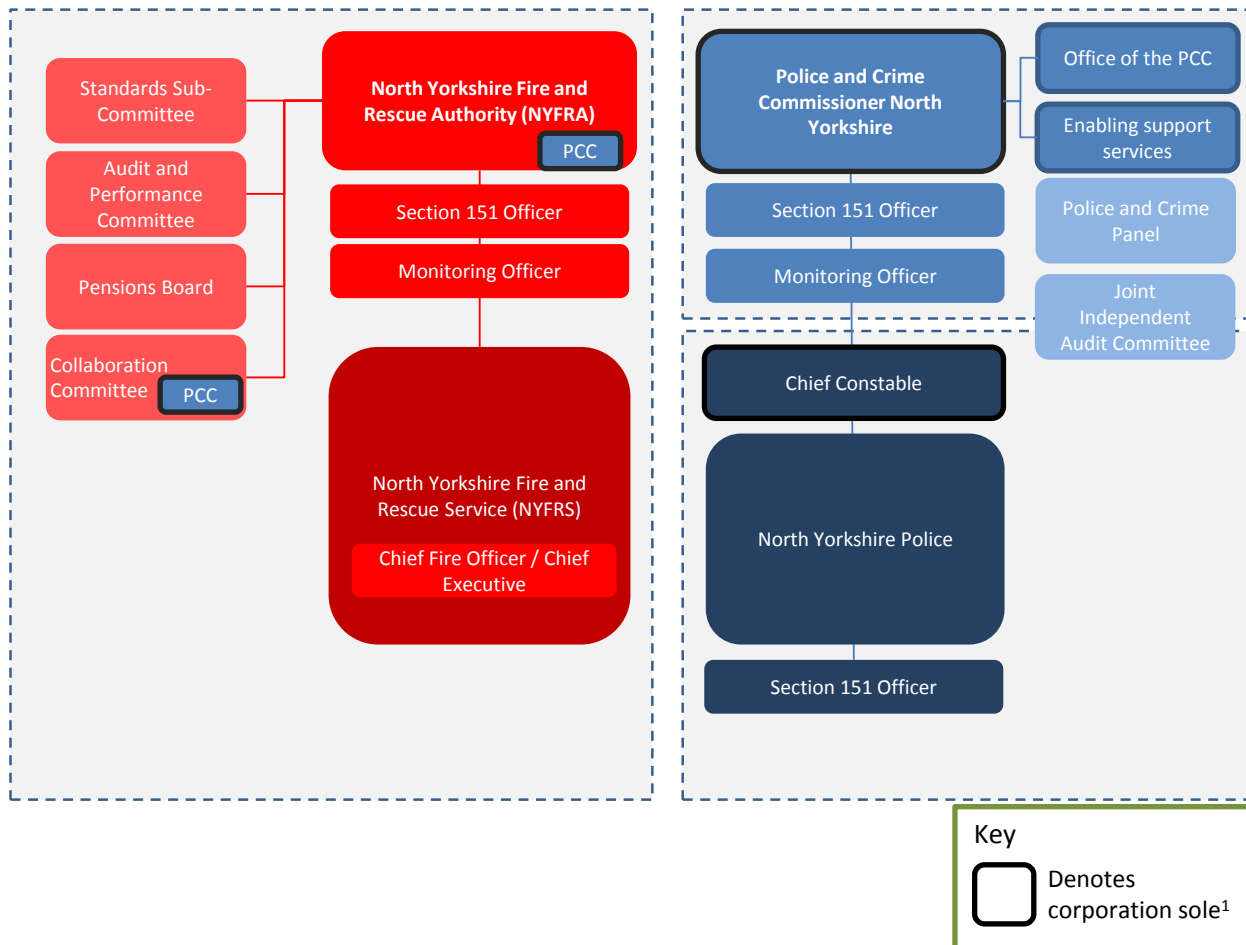
¹¹⁷ It should be noted that this LBC does not seek to make a statement on public safety in relation to the degree to which collaboration or governance will directly impact on it. Therefore we will not make an assessment against CSF1 and CSF2. We will make an assessment of the degree to which deliverability and risk could impact on public safety on each option.

4.3 Representation model

4.3.1 Description of option

This option uses the powers set out in the Act to allow the PCC to be represented on the Fire and Rescue Authority or any of its committees with full voting rights, subject to agreement of the Fire and Rescue Authority. The PCC will also be represented on the newly-created Collaboration Committee of the NYFRA. The Home Office has recently indicated that a short period of public consultation will be required to give effect to the powers in the Act as far as they apply to Combined Fire and Rescue Authorities.¹¹⁸

Figure 10: Representation model – PCC is represented on the FRA (or its committees) in their police area with full voting rights, subject to the consent of the FRA



4.3.2 Implications of the change

This section describes the implications of the change and the assumptions which have been made in this LBC for this option.

Table 19: Implications of the change

Theme	Implication
Overarching	<ul style="list-style-type: none"> The PCC will sit on the FRA and be a voting member, with one vote, in addition to the existing membership.

¹¹⁸ Letter from Home Office to Fire and Rescue Authorities, April 2017

Theme	Implication
	<ul style="list-style-type: none"> The change requires agreement from NYFRA and a review of the existing members of the FRA to ensure that the political balance remains. There would be scope under this option to create an integrated fire and police plan and risk strategies, and a single commissioning approach. This option does not preclude moving to Governance model at a later date, should it prove to be insufficient to drive collaboration at the required pace and/or to achieve wider benefits.
Staffing, assets and liabilities	<ul style="list-style-type: none"> There would be no direct impact on staffing, asset and liabilities; there would be no changes to roles or resources as a direct consequence of the governance arrangements, except for additional responsibilities for the PCC. There may be a need for a small amount of additional capacity in the OPCC to help the PCC with the new commitments (see below). Under this option, it is possible that there would be scope for: <ul style="list-style-type: none"> A shared Section 151 and Monitoring Officer role across the FRA and PCC, subject to consultation. Shared fire/police governance support. An integrated fire and police plan and risk strategies, and single commissioning approach. Some shared enabling support functions.
Governance and approval	<ul style="list-style-type: none"> No formal public consultation is required to implement this option. Requires amendment to Government legislation to enact this option.
Implementation timescales	<ul style="list-style-type: none"> This could be delivered as soon as the legislation is in place, and therefore we assume could take place from September 2017. This will need to be kept under review.
Direct costs and financial benefits	<ul style="list-style-type: none"> There will be some additional recurrent costs associated with the additional workload for the Office of the PCC (we have assumed 0.5 FTE of a Policy and Scrutiny Officer, at a cost of ~£17k per annum). There will be no direct governance savings.
Indirect costs and financial benefits	<ul style="list-style-type: none"> Of the possible 8 pipeline estates schemes, it is assumed that all schemes could take place, however that 4 schemes start one year later than could be possible, and 2 schemes start 2 years later than could be possible. It is assumed that a shared HQ would also be implemented, assuming that ongoing discussions result in this outcome. It is assumed that marginal benefits might be achieved through shared services, equivalent to several joint posts or purchasing arrangements to 0.5% of in-scope expenditure, or £70k per annum. This would be an extension of current arrangements e.g. a shared transport manager has already been in place last year.

4.3.3 Assessment against each criterion

CSF 1: Accelerates scale, pace and effectiveness of collaboration

Test: The governance option can accelerate and enable more effective collaboration and deliver tangible public safety and vulnerability prevention benefits to reduce harm, improve resilience and effectiveness, and increase value for money

This option would enable continuation of planned collaboration and ensure that the PCC has a formal opportunity to influence the shaping and improvement of future collaboration opportunities that come formally before the NYFRA or the Collaboration Committee. The PCC would also have a formal (albeit limited) role in approving future strategies and budgets for NYFRS, which might help to reduce the risk of inappropriately non-aligned strategies. PCC representation could also bring additional external scrutiny or additional weight to collaboration discussions. The Collaboration Committee will bring additional time and scrutiny in considering local collaboration. It may also simplify interactions for other partners. This is the option currently preferred by the Fire and Rescue Authority.

Based on discussions with stakeholders, analysis of the collaboration priorities identified during this work, and the evidence base set out in the Strategic Case on the role of governance in enabling effective collaboration, it is assessed that this model would support delivery of aspects of the collaboration agenda between fire and police, which are likely to bring long term qualitative and quantitative benefits. Under this option, many of the priority opportunities for collaboration as identified in Table 14, could be achieved in line with the current direction of travel, but only if both the PCC and NYFRA agree on objectives and priorities. Those opportunities which are not yet in flight, such as shared support services functions, are unlikely to take place. As described above, it would be possible to create shared support roles between police and fire under this model (as under any governance option). However, as the strategic case showed, previous discussions on these types of options in North Yorkshire have not led to change, and they are inherently more complex to achieve through multiple governance routes.

Figure 11: Degree of potential collaboration change under Representation

Early intervention and prevention	Joint commissioning of specific interventions to target a specific community need: <ul style="list-style-type: none"> Extended road safety prevention
Effective joint response	Opportunities to improve joint response for specific targeted interventions and where there are response synergies: <ul style="list-style-type: none"> Joint forced entry service
Shared support	Opportunities for shared enabling service functions where there are efficiencies to be gained, with an early emphasis on: <ul style="list-style-type: none"> Joint transport and logistics assets and teams Shared estates - HQ and operational Joint procurement











As evidenced in the Strategic Case, studies have consistently shown that delivery of collaboration is inherently more challenging in a multi-governance model, and the PCC would not be able to exert significant formal influence in this model. Similarly, the Chief Constable will not have a formal role on this committee (and the PCC cannot represent the Chief Constable). In addition, it is unlikely to accelerate collaboration significantly as proposals would continue to need to go through separate police and fire governance structures, as the Collaboration Committee only has formal decision-making rights for fire and rescue. Similarly, collaboration opportunities with health partners would also continue to require multiple governance bodies to sign-off.

The Representation model would also make development and delivery of the more strategic vision set out in Table 14 more challenging. Development of single commissioned services, innovative delivery models and integrated estates would be challenging under a fragmented governance model and also higher risk to sustain as they would remain dependent upon continuing joint support for the changes.




The difference in practice therefore between the 'Do Nothing' model and this option is difficult to discern, and more ambitious, transformational opportunities that move beyond collaboration and closer to shared functions are likely to continue to be more difficult or slower to achieve in this model.

Figure 12 shows the assessment against the CSFs as described in the Strategic Case. This looks at the tests agreed, and reviews the degree to which benefits from collaboration could be accelerated through this option.

Figure 12: Assessment against CSF 1

		Likelihood of additional benefits to the status quo (low / medium / high)					
		Early intervention and prevention	Estates integration	Shared support services	Health collaboration	Other wider collaboration opportunities	Overall assessment
FRA representation	Improves public safety and prevents vulnerability						M
	Brings efficiencies and resilience						L

Key

-  High
-  Medium
-  Low

CSF 2: Brings benefits in terms of transparency and accountability


Test: The governance option can improve transparency, accountability, visibility, and consistency of decision-making for the public, stakeholders and NYP and/or NYFRS

The formal mechanisms of transparency and accountability of the FRA will remain the same as today under this option, in line with CIPFA's Framework for Delivering Good Governance in Local Government and meeting external audit requirements. The new Collaboration Committee is also in place, which may bring some additional independent scrutiny to decision-making, and could make some difference to the pace of decision-making on collaboration matters. In addition, the PCC would be able to contribute formally on fire matters, bringing additional outside scrutiny.

The Chair of the Fire Authority at the time of the beginning of this process indicated in interview that he thought the FRA did not meet frequently enough, and wished to increase the frequency of meetings through the Collaboration Committee that could accelerate decision-making, and also improve aspects of scrutiny. It is also possible that the PCC's presence on the NYFRA could act as a catalyst to introduce the types of proactive public engagement the PCC has undertaken in policing. However, changes in NYFRA leadership as a result of the recent local elections, and the fact that no formal proposals have yet been made at the NYFRA, mean that this has not been assessed as probable at this stage.

Figure 13 shows the assessment against the transparency and accountability CSF 2, of the additional benefits that the Representation model could bring, broken down by particular governance attributes. The option is assessed as low because it does not bring a material change to the status quo position on the governance attributes below.

Figure 13: Assessment against CSF 2



CSF 3: Is deliverable

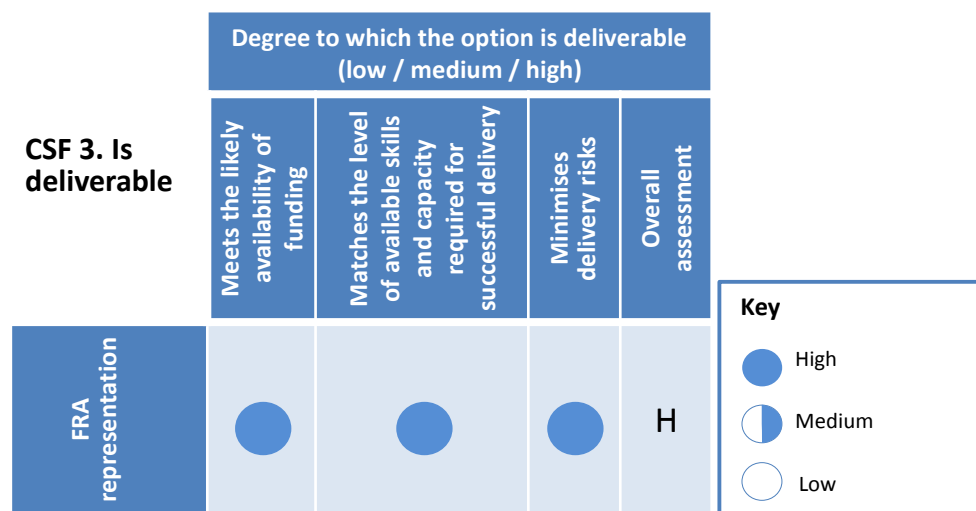
Test: The governance option can be implemented successfully in terms of meeting the likely availability of funding, matching the level of available skills and capacity required for successful delivery and minimising delivery risks

Implementation of this option would be straightforward and quick with no HR or commercial implications, although it requires the Government to enact the relevant parts of the legislation. There would be no formal consultation requirements. Therefore, no one-off project costs to implement the change have been assumed.

PCC representation would bring an increased workload for the OPCC, and therefore it is assumed that a small amount of additional resource would be required as part of the change. There would be no overall governance savings under this option as existing mechanisms for the NYFRA and PCC would continue.

This option is currently supported by the existing NYFRA and so would be easy to implement. It could also be a stepping stone to Governance or the Single Employer model in the future.

Figure 14: Assessment against CSF 3




CSF 4: Mitigates strategic risks

Test: The governance option can mitigate strategic risks with the option, including the loss of public trust, compromise to links with health, compromise to links with local government and risk of losing resilience

Under this option, the risk arising from concerns over the different roles of police and fire, and potential impact on public trust, are unlikely to materialise, as the role of the PCC in fire governance will be limited and one voice among many. As with the Do Nothing model, the presence of the PCC on the Collaboration Committee presents an opportunity for improved and some simplified engagement with other partners. Links to health partners and local authorities will be maintained through existing structures. There will be some opportunities to ensure a joined up and simplified governance between police and fire to health partners and the perceived risk that fire priorities will move away from health collaboration is low.

In addition, closer alignment between fire and police should bring greater resilience to both services, however residual resilience risk is likely to remain and the ability of police and fire to meet operational and financial challenges is likely to be harder to achieve without the drive for deeper and faster collaboration.

Figure 15: Assessment against CSF 4



4.3.4 Economic assessment

Table 20 below represents the net change versus baseline costs as a result of a change in governance. Costs are shown as negative and savings are shown as positive in Table 20.

This option would achieve benefits of £1.6m over a 10 year period and an NPV of £1.3m.

Table 20: Representation model – economic assessment (£k)

Year	0	1	2	3	4	5	6	7	8	9	Total
Financial year	2017/18	2018/19	2019/20	2020/21	2021/22	2022/23	2023/24	2024/25	2025/26	2026/27	
Implementation costs - recurrent	(9)	(17)	(17)	(17)	(17)	(17)	(17)	(17)	(17)	(17)	(162)
Implementation costs - one-off specialist support	-	-	-	-	-	-	-	-	-	-	-
Direct governance benefit	-	-	-	-	-	-	-	-	-	-	-
Shared estates	-	(280)	50	(30)	200	220	220	210	290	290	1,170
Shared senior management posts	-	-	-	-	-	-	-	-	-	-	-

Year	0	1	2	3	4	5	6	7	8	9	Total
Shared enabled support services	-	70	70	70	70	70	70	70	70	70	630
Total	(9)	(227)	103	23	253	273	273	263	343	343	1,639
Total – direct	(9)	(17)	(17)	(17)	(17)	(17)	(17)	(17)	(17)	(17)	(162)
Total - indirect	-	(210)	120	40	270	290	290	280	360	360	1,800
NPV											1,280

4.3.5 Summary assessment of this option

The Representation model has been assessed above against the CSFs agreed in Section 3.4. A summary is shown below. In addition, we have developed an assessment against the tests in the Policing and Crime Act 2017 tests, based on the definition in Section 3.4.

Table 21: Summary qualitative assessment against CSFs and statutory tests

Critical success factors			Statutory tests	
Critical success factor	Economy / efficiency / Effectiveness	Economy / efficiency / Effectiveness	Economy / efficiency / effectiveness	Public safety ¹¹⁹
Accelerates scale, pace and effectiveness of collaboration	The governance option can accelerate and enable more effective collaboration and deliver tangible public safety and vulnerability prevention benefits to reduce harm, improve resilience and effectiveness, and increase value for money	L	✓✓	N/A
Brings benefits in terms of transparency and accountability	The governance option can improve transparency, accountability, visibility, and consistency of decision-making for the public, stakeholders and NYP and/or NYFRS	L	✓	N/A
Is deliverable	The governance option can be implemented successfully	H	N/A	✓✓
Mitigates strategic risks	The governance option can mitigate strategic risks	H	✓✓	✓✓
Net present value (£)		£1.3m	N/A	

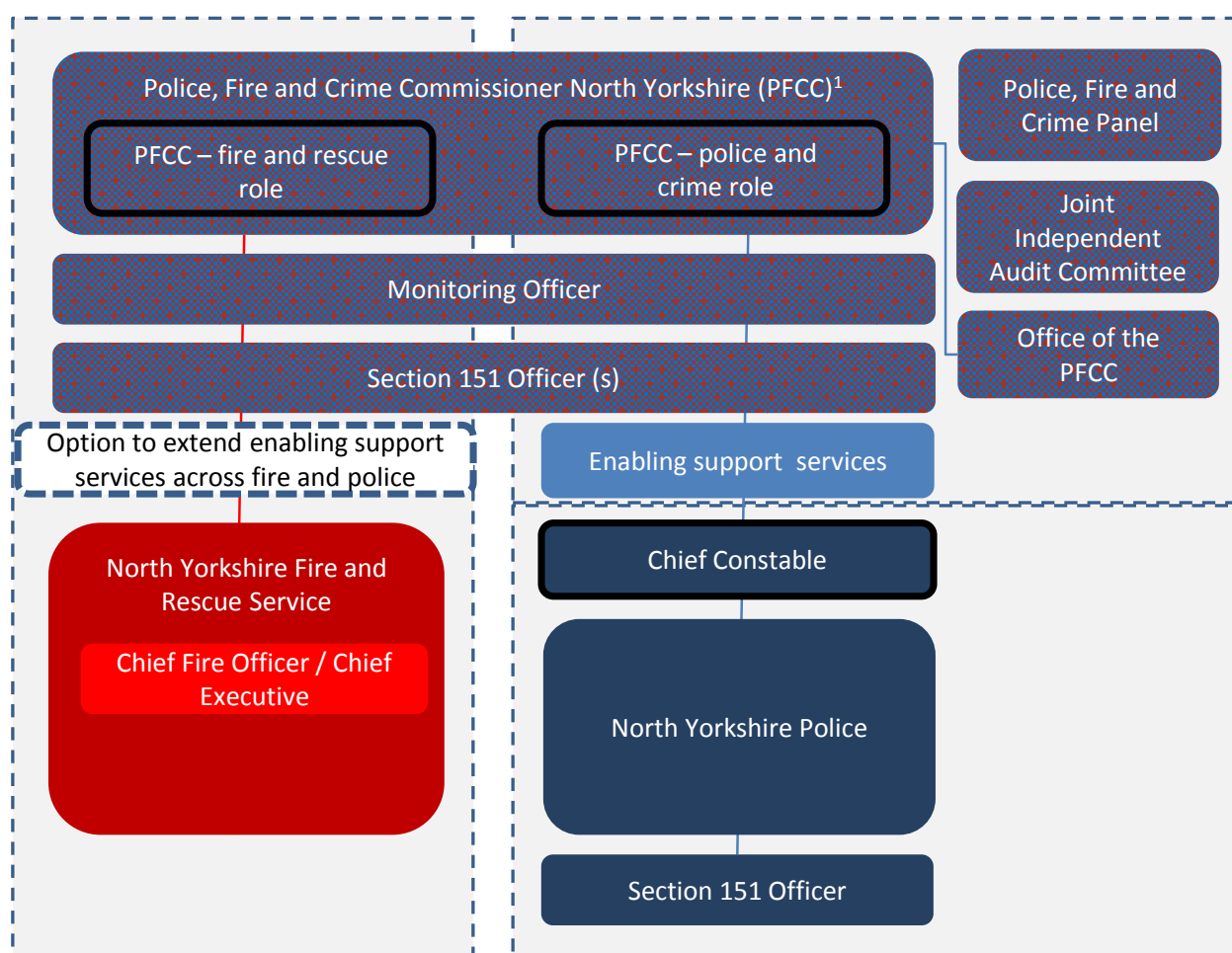
¹¹⁹ It should be noted that this LBC does not seek to make a statement on public safety in relation to the degree to which collaboration or governance will directly impact on it. Therefore we will not make an assessment against CSF1 and CSF2. We will make an assessment of the degree to which deliverability and risk could impact on public safety on each option.

4.4 Governance model

4.4.1 Description of option

This option uses the powers set out in the Act to allow the PCC to take on the role of the Fire and Rescue Authority (FRA). Under this option, known in the Act as the “Governance model”, the FRA will be abolished and its functions transferred to the Police, Fire and Crime Commissioner (PFCC). There will technically still be three legal entities as the PFCC is two corporations sole: the PFCC conducting PCC functions; the PFCC conducting Fire and Rescue Authority functions, employing fire staff; and the Chief Constable. NYFRS and NYP will continue to have their own Chief Officers. The PFCC would have governance responsibility for both NYFRS and NYP.

Figure 16: Governance model – PCC takes on responsibility for the fire and rescue service; individual services retain their operational independence, their Chief Fire Officer and Chief Constable, and their own staff



Notes: 1. The PFCC has 2 corporations sole – one in the PCC role and one in the FRA role.

Key



Denotes corporation sole

4.4.2 Implications of the change

This section describes the implications of the change and the assumptions which have been made in this LBC for this option.

Table 22: Implications of the change

Theme	Implication
Overarching	<ul style="list-style-type: none"> • The PCC would become the Police Fire and Crime Commissioner (PFCC) and the employer of all fire and rescue staff, and holder of assets and contracts. The Chief Fire Officer will continue to have operational responsibility and day-to-day responsibility for the leadership of NYFRS. The Chief Constable will also continue to employ staff in line with current arrangements. The distinction between operational policing and fire-fighting will be maintained, with the law preventing a full-time police officer from being a fire-fighter. • The PCC continues to be both a corporation sole for policing and crime and a separate corporation sole for the FRA functions. Operation of governance of fire would however be changed to resemble the PCC model in policing, with more frequent meetings and no committees • The Office of the PFCC would need to be expanded and restructured to take on the role of governance of NYFRS and enhanced collaboration. • Following hand-over, the members of NYFRA will step down from their role and governance support arrangements will transfer to the Office of the PFCC. • The Police, Fire and Crime Panel will continue to provide oversight of the PCC including with the additional remit. The PCP has estimated that this would increase costs, although it is assumed in this business case that any reasonable additional costs (if agreed) continue to be grant funded by the Home Office (this assumption has not been confirmed formally by the Home Office yet). • Under this option, there is an assumption that over time, it is likely that there would be: <ul style="list-style-type: none"> – A shared Section 151 officer across the FRA and PCC, subject to consultation. – A modified Chief Fire Officer / Chief Executive role to maintain the fire aspect to the role and merge aspects of the corporate support role with current enabling support services provided by the Chief Executive and Monitoring Officer of the PCC for NYP. – Shared fire/police governance support (while recognising the different governance models between police and fire given the separate statutory role of the Chief Constable). – An integrated fire and police plan and risk strategies, and single commissioning approach.
Staffing, assets and liabilities	<ul style="list-style-type: none"> • The PCC would need to carry out a detailed review of the contracts, assets, liabilities, etc. of NYFRA prior to transfer and there would need to be a transfer of contracts, assets and liabilities to the new entity. Initial legal advice suggests that this should be relatively straightforward, however formal due diligence would need to take place on novation or change control terms that could delay implementation or create complexity. • For NYFRS staff, there would need to be a staff consultation process relating to the transfer of their employment, which would take place following Cabinet Office Statement of Practice (COSOP) procedures. • There will be no changes to terms and conditions arising directly from the change in governance.

Theme	Implication
Governance and approval	<ul style="list-style-type: none"> This option requires formal public consultation then scrutiny of a business case (by the Home Office) before approval by the Home Secretary and secondary legislation to enact the change. The degree of scrutiny will depend upon the level of local support there is for change.
Implementation timescales	<ul style="list-style-type: none"> Based on current advice and guidance, it is assumed that this option can be implemented within one year of going out to consultation i.e. April 2018 based on current plans.
Direct costs and financial benefits	<ul style="list-style-type: none"> There will be some additional recurrent costs associated with the additional workload for the Office of the PCC (estimated as 1 FTE of a Policy and Scrutiny Officer) and additional costs of taking on FRA governance responsibilities at an estimated cost of ~£64k per annum. There will be one-off requirements for specialist implementation resources (e.g. project management, consultation advice and potential additional audit costs), estimated to cost ~£121k. There will be a reduction in expenditure of direct fire governance costs of ~£100k pa, based on no requirement for member direct costs, training or committee services.
Indirect costs and financial benefits	<ul style="list-style-type: none"> Of the possible 8 pipeline estates schemes, it is assumed that a joint estate would be achieved for all schemes in the 10 year period, in the timescales set out by stakeholders as possible. It is assumed that a shared HQ would also be implemented. It is assumed that it would be possible to combine some senior management roles across fire and police particularly around corporate roles. There is also an assumption that there would be a shared Section 151 Officer between NYFRA and PCC and that the Monitoring Officer role would be covered by the PCC's CEO. It is assumed that these changes might achieve benefits of £250k recurrently. Any changes would be phased in line with existing staff retirements or natural attrition and would be subject to consultation. It is assumed that benefits might be achieved through shared services, equivalent to a number of joint posts or purchasing arrangements to 4% of in-scope expenditure, or £550k per annum. This is based on the assumption that a number of shared posts could be achieved across services, subject to consultation, based on analysis of existing structures.

4.4.3 Assessment against each criterion

The assessment of this option is described below.

CSF 1: Accelerates scale, pace and effectiveness of collaboration

Test: The governance option can accelerate and enable more effective collaboration and deliver tangible public safety and vulnerability prevention benefits to reduce harm, improve resilience and effectiveness, and increase value for money

This option would enable collaboration of a different scale than has been possible previously, with the ability to align priorities and budgets and share resources more easily. Under this option, the PCC would be able to move closer towards her transformational vision by delivering a fire / police whole system approach to prevention and early intervention. These could be supported by a more strategic approach to use of data and intelligence to inform the commissioning of services. Wider integration of control room and enabling support

services (due to some police enabling services being managed by the Chief Executive of the OPCC) would also be more possible, although this would represent a significant change and incur implementation costs. This may, in future include a range of delivery options, including further review of a new delivery model such as a third entity, as described earlier in the Strategic Case. A separate business case would be required to assess the case for such a change. This option will bring benefits in terms of resilience, flexibility in access to resources, thus making it easier to deliver front line services such as joint response and early intervention and prevention. In delivering collaboration, the PCC could act as a driver of change and transformation. Over the longer term, staff teams working together over time would also be likely to collaborate more, bringing more benefits and impacting on cultural barriers.

Figure 17: Degree of collaboration change possible under Governance model

Early intervention and prevention	Whole-system fire and police preventative service model across targeted communities
Effective joint response	Wider service and system integration for control rooms
Shared support	Wider shared support / enabling services, where applicable e.g. joint IT systems. Also, shared learning and development
Aligned strategic commissioning	Integrated data and intelligence to support integrated strategic planning and response across communities

Under this option, it is also more likely that the opportunities to create shared governance roles across fire and police will be taken promptly, and the PCC would move to create streamlined governance structure which operates at the speed of the required activity and aligns with the model adopted in policing. With a single decision-maker it is also more likely that over time opportunities will be seized to create shared support roles where there is a good business or cost reason to do so.

It is also considered, based on the evidence provided in the Strategic Case about how single governance can accelerate decision-making, that the pace of collaboration is more likely to increase. A single decision maker will ensure that there is aligned political will and ambition.

A single governance approach could also simplify collaboration arrangements with other partners, such as health and local authorities, reducing duplication and enhancing the ability of both services to collaborate more effectively and efficiently. It would reduce the number of decision makers needed in discussions and be able to join up discussions across the services. Initial engagement with health partners has indicated that this is anticipated by partners already.

Figure 18 shows the assessment against the CSFs as described in the Strategic Case. This looks at the tests agreed, and reviews the degree to which benefits from collaboration could be accelerated through this option.

Figure 18: Assessment against CSF 1

		Likelihood of additional benefits to the status quo (low / medium / high)					
		Early intervention and prevention	Estates integration	Shared support services	Health collaboration	Other wider collaboration opportunities	Overall assessment
Transfer of functions (Governance)	Improves public safety and prevents vulnerability	High	High	Medium	High	Medium	H
	Brings efficiencies and resilience	High	High	Medium	Medium	Medium	M

Key

High

Medium

Low

CSF 2: Brings benefits in terms of transparency and accountability







Test: The governance option can improve transparency, accountability, visibility, and consistency of decision-making for the public, stakeholders and NYP and/or NYFRS

This option could also enable the changes that the PCC model has brought to policing to apply to fire and rescue services. There would be increased public engagement through a directly elected PFCC who would put in place similar accountability and engagement arrangements for fire as exist currently for police. This can contribute to the increased effectiveness of emergency services to understand and meet public expectations. It would mean:


- Direct and joined-up access to PFCC through police and fire public surgeries (FRA matters are discussed currently at local NYCC Area Committee meetings), making it easier for the public to raise concerns.
- Easier access to public meetings (PCC's Corporate Performance, Delivery and Scrutiny is live streamed and questions can be posed on social media such as Twitter live whereas the public can attend or pose questions in advance to the FRA).
- Independent technical resources within an OPFCC who would provide additional capacity and capability to provide effective independent scrutiny and challenge to decision-making, although this would incur additional costs.
- Speed of decision making is likely to increase as PCC formal governance is more frequent than the NYFRA with weekly and monthly decision-making meetings.
- It is likely to raise the public profile of fire governance, as the PCC role has been shown to raise the profile of police governance. There would be a single, democratically accountable person responsible for fire governance, with a clear port of call for people to contact and a visible public presence.


Figure 19 shows the assessment against the transparency and accountability CSF, broken down by particular governance attributes. The option is assessed as medium because it will bring a material change to the status quo position on the governance attributes below.


Figure 19: Assessment against CSF 2

CSF 2. Benefits in terms of transparency and accountability	Degree to which transparency and accountability attributes are achieved (low / medium / high)						
	Ability to create single direction /guiding mind	Improving cultural environment for collaboration	Improving speed of decision making	Improving scrutiny	Improving transparency	Improving public engagement and awareness	Overall assessment
Transfer of functions (Governance)							M

Key

 High

 Medium

 Low

CSF 3: Is deliverable


Test: The governance option can be implemented successfully in terms of meeting the likely availability of funding, matching the level of available skills and capacity required for successful delivery and minimising delivery risks

This option represents a transformational change, versus the limited change in the Representation model. Formal public consultation and secondary legislation would be required to enact the change, and staff consultation will be required to engage on, and manage the change, including engagement with representative bodies.

There will be additional costs – a one-off implementation cost and ongoing costs. There will be an ongoing requirement for additional support to the OPFCC as part of the OPCC, to ensure that the PFCC can sustainably increase her remit. The Police and Crime Panel has indicated that it is also likely to need additional funding for the additional remit. It is assumed currently that this will be funded by the Home Office as part of existing arrangements (if agreed), but no formal guidance has been received on this matter to date. In addition, there will be one-off requirements for specialist implementation resources (e.g. project management and consultation advice). Implementation challenges can be expected, due to transfer of staff, assets, contracts and liabilities to the new PFCC entity, although this is relatively low risk as there will be no changes to terms and conditions arising from the change of governance. There is also a risk that the complexity of novating PFI contracts to the new OPFCC could result in delay and additional cost, although an initial review of the contract suggests that this is low risk.

The Governance model could be a stepping stone to Single Employer but it is not possible to revert to the Representation model after this option has been implemented unless there is subsequent primary legislation.

Figure 20: Assessment against CSF 3



CSF 4: Mitigates strategic risks

Test: The governance option can mitigate strategic risks with the option, including the loss of public trust, compromise to links with health, compromise to links with local government and risk of losing resilience

Closer integration and strategic joint commissioning of early intervention, prevention and response activities across fire and police, will present a greater opportunity for the police and other public sector partners to further benefit from the strong fire identity. It should also bring faster access to a greater number of resources, thus bringing further resilience.


Conversely, where fire are taking on more responsibilities as part of integrated services, there is a risk that activities are perceived to be involved in law enforcement and therefore there may be a risk of loss of trust – this risk would need to be measured on an individual collaboration business case basis, as there is no evidence yet from elsewhere that this is the case. While there may be a risk for fully integrated operational roles, public consultation in other areas has indicated that shared governance is not a public concern (see Section 3.2.3).

There is unlikely to be an impact on existing fire and police partnerships with other agencies and all collaboration opportunities would be subject to a detailed business case which would need to consider this risk. Conversely, closer fire and police governance may strengthen partnerships with other agencies or make it easier to engage with fire and police, particularly around place-based early intervention and prevention. Also, it may present new opportunities for partners, for example around the estate.

However, there is a long term risk that strategic commissioning becomes more geared towards achievement of police objectives than fire and that local authority links, currently enabled by the role of councillors in the governance of fire and access to local authority resources, will be damaged. The PCC will need to put appropriate resource into maintaining links with local government (City of York, County and Districts). If this could be done in a joined up way, so that police and fire issues are considered together, it could improve emergency services links overall. A publicly-elected Police, Fire and Crime Commissioner would have a mind to the overall public need and the outcomes that should be delivered, incorporating both services at the same time. From a community safety outcomes approach they would be able to approach such discussions with a mind to how the two services can provide a response rather than thinking about each separate organisation.

There is also a risk that there is a perceived lack of separation and therefore lack of challenge between police and fire, particularly when it comes to allocation of cost. The PCC would need to put robust controls and independent scrutiny of the cost allocations in place.

Figure 21: Assessment against CSF 4



4.4.4 Economic assessment

Table 23 represents the net change versus baseline costs as a result of a change in governance. Costs are shown as negative and savings are shown as positive in Table 23.

This option would achieve benefits of £8m over a 10 year period and an NPV of £6.6m.

Table 23: Governance model – economic assessment (£k)

Year	0	1	2	3	4	5	6	7	8	9	Total
Financial year	2017/18	2018/19	2019/20	2020/21	2021/22	2022/23	2023/24	2024/25	2025/26	2026/27	
Implementation costs - recurrent	-	(64)	(64)	(64)	(64)	(64)	(64)	(64)	(64)	(64)	(576)
Implementation costs - one-off specialist support	(60)	(60)	-	-	-	-	-	-	-	-	(121)
Direct governance benefit	-	100	100	100	100	100	100	100	100	100	900
Shared estates	-	(280)	(30)	70	220	270	210	290	290	290	1,330
Shared senior management posts	-	25	50	250	250	250	250	250	250	250	1,825
Shared enabled support services	-	350	450	550	550	550	550	550	550	550	4,650
Total	(60)	71	506	906	1,056	1,106	1,046	1,126	1,126	1,126	8,009
Total – direct	(60)	(24)	36	36	36	36	36	36	36	36	204
Total - indirect	-	95	470	870	1,020	1,070	1,010	1,090	1,090	1,090	7,805
NPV											6.6

4.4.5 Summary assessment of this option

The Governance model has been assessed above against the CSFs agreed in Section 3.4. A summary is shown below. In addition, we have developed an assessment against the tests in the Policing and Crime Act 2017 tests, based on the definition in Section 3.4.

Table 24: Summary qualitative assessment against CSFs and statutory tests

Critical success factors			Statutory tests	
Critical success factor	Economy / efficiency / Effectiveness	Economy / efficiency / Effectiveness	Economy / efficiency / effectiveness	Public safety ¹²⁰
Accelerates scale, pace and effectiveness of collaboration	The governance option can accelerate and enable more effective collaboration and deliver tangible public safety and vulnerability prevention benefits to reduce harm, improve resilience and effectiveness, and increase value for money	H	✓✓	N/A
Brings benefits in terms of transparency and accountability	The governance option can improve transparency, accountability, visibility, and consistency of decision-making for the public, stakeholders and NYP and/or NYFRS	M	✓✓	N/A
Is deliverable	The governance option can be implemented successfully	M	N/A	✓✓
Mitigates strategic risks	The governance option can mitigate strategic risks	H	✓✓	✓✓
Net present value (£)		£6.6m	N/A	

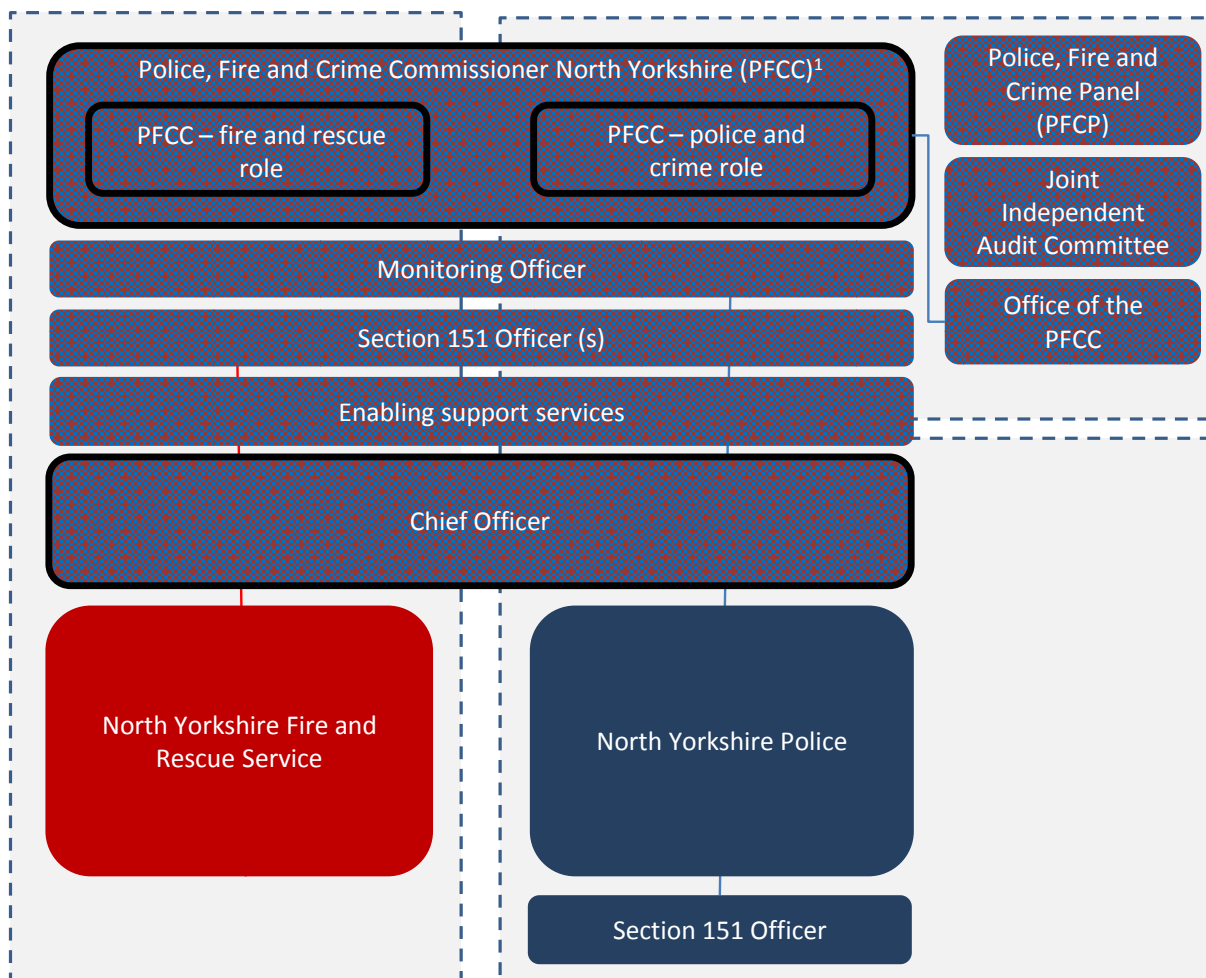
¹²⁰ It should be noted that this LBC does not seek to make a statement on public safety in relation to the degree to which collaboration or governance will directly impact on it. Therefore we will not make an assessment against CSF1 and CSF2. We will make an assessment of the degree to which deliverability and risk could impact on public safety on each option.

4.5 Single Employer model

4.5.1 Description of option


Under this option, the PCC takes on the role of NYFRA and creates a Single Employer for both police and fire personnel under a single Chief Officer. The PCC becomes the Police Fire and Crime Commissioner (PFCC).

Figure 22: Single Employer model – fire functions are delegated to a single Chief Officer for policing and fire; services remain operationally distinct



Notes: 1. The PFCC has 2 corporations sole – one in the PCC role and one in the FRA role.

Key

 Denotes corporation sole

4.5.2 Implications of the change

This section describes the implications of the change and the assumptions which have been made in this LBC for this option.

Table 25: Implications of the change

Theme	Implication
Overarching	<ul style="list-style-type: none"> • The PCC would become the Police Fire and Crime Commissioner (PFCC) • A Chief Officer would be appointed as head of both NYFRS as well as NYP, employing both fire and police personnel. The PCC continues to be a corporation sole and a separate corporation sole would exist for the FRA functions. • There will continue to be two separate precepts and funding streams for fire and policing. Budgets need to be accounted for separately, however there is flexibility to pool funds. • The Office of the PFCC would need to be expanded and restructured to take on the role of scrutiny of NYFRS and enhanced collaboration. • The Police, Fire and Crime Panel will continue to provide oversight of the PCC including with the additional remit. The PCP has estimated that this would increase costs (as per the Governance model). • Following hand-over, members of NYFRA will step down from their role. Governance support arrangements will transfer to the Office of the PFCC. • The Integrated Risk Management Plan would be integrated across two emergency services.
Staffing, assets and liabilities	<ul style="list-style-type: none"> • The Chief Officer would appoint a senior fire officer to lead fire operations and a deputy chief constable to lead police operations, under their command. The distinction between operational policing and fire-fighting will be maintained, with the law preventing one person being both full-time police officer and fire-fighter remaining in place. However, as now, fire fighters can become specials or PCSOs. • There is scope to share the Section 151 and Monitoring Officer roles, subject to consultation. Wider shared roles and greater sharing of support services are a possibility, subject to consultation. • All fire personnel would transfer under CoSOP arrangement (this could be a one or two-step process) and there could be harmonisation of terms and conditions over time in some areas. • Under this model, the PCC would need to decide if she intended to make changes to terms and conditions, which are likely to be required in order to gain the full benefits and also mitigate risks of pay inequality. Any complexity would lead to a longer and more risky staff transfer process than under the Governance model, which could delay delivery of benefits. The risk of industrial action is considered high. This would lead to wider disruption, including a risk to public safety, delays to other changes and increases in costs. • Transfer of staff to the single Chief Officer is considered to be legally complex but achievable. • There would be an option to transfer contracts, assets and liabilities from the former Fire and Rescue Authority to the Chief Officer or to the new Fire and Rescue Authority entity. • Further work would also be needed on how complaints and professional standards would be managed under a Single Employer. Current arrangements differ significantly between police and fire. Fire would be subject to Police codes on disciplinary matters. There is likely to receive a high degree of interest from staff and unions on how this would operate.

Theme	Implication
Governance and approval	<ul style="list-style-type: none"> As with the Governance model, this option requires formal public consultation then scrutiny of a business case by the Home Office before approval by the Home Secretary and secondary legislation to enact the change. The degree of scrutiny will depend upon the level of local support there is for change. Once approval for this option is given, the PFCC could take on the role of the Fire and Rescue Authority and establish a single employer. It is likely that this would take place as a two-step process, with the Governance model being the first stage. If the PCC does not implement the Single Employer model within a short period of time (a year or less) advice is that this would require additional consultation and a further local business case, as well as enabling secondary legislation.
Implementation timescales	<ul style="list-style-type: none"> It is estimated that delivery of this option would take at least six months and potentially twelve months longer than the Governance model due to the potential impact on staff making consultation more complex, appointment of the single chief and deputies and any other required organisational restructuring to enable the Single Employer model to take effect.
Direct costs and financial benefits	<ul style="list-style-type: none"> There will be some additional recurrent costs associated with the additional workload for the Office of the PCC (we have assumed 1 FTE of a Policy and Scrutiny Officer) and additional costs of taking on FRA governance responsibilities at an estimated cost of ~£64k per annum. There will be one-off requirements for specialist implementation resources (e.g. programme and project management, consultation advice, professional HR and legal advice and potential additional audit costs), estimated to cost ~£390k. There will be a reduction in expenditure of direct fire governance costs of ~£100k pa, based on no requirement for member direct costs, training or committee services.
Indirect costs and financial benefits	<ul style="list-style-type: none"> Of the possible 8 pipeline estates schemes, it is assumed that a joint estate would be achieved for all schemes in the 10 year period, in the timescales set out by stakeholders as possible (starting the estates programme once this option is implemented, in 2019/20). It is assumed that a shared HQ would also be implemented. It is assumed that it would be possible to combine some senior management roles across fire and police particularly around corporate roles. There is also an assumption that there would be a shared Section 151 Officer between NYFRA and PCC and that the Monitoring Officer role would be covered by the PCC's CEO. These changes might achieve benefits of £390k recurrently. Any changes would be phased in line with existing staff retirements or natural attrition and subject to consultation. It is assumed that benefits might be achieved through shared services, equivalent to a number of joint posts or purchasing arrangements to 5% of in-scope expenditure, or £690k per annum. This is based on the assumption that a number of shared posts could be achieved across services, subject to consultation, based on analysis of existing structures.

4.5.3 Assessment against each criterion

CSF 1: Accelerates scale, pace and effectiveness of collaboration

Test: The governance option can accelerate and enable more effective collaboration and deliver tangible public safety and vulnerability prevention benefits to reduce harm, improve resilience and effectiveness, and increase value for money

This option would enable transformational collaboration of a different scale than previously possible, with the ability to align budgets and share resources more easily. It drives the single point of accountability and decision-making down a further level, to the Chief Officer, which is likely to increase the scope for increased sharing of fire and police roles, and also simplify decision-making even further. Under this option the PCC would be able to move closer towards her vision of community policing by delivering a fire / police whole system approach to prevention and early intervention. These could be supported by a more strategic approach to use of data and intelligence to inform the commissioning of services. Wider integration of control room and enabling support services (owing to some police enabling services being managed by the Chief Executive of the OPCC) would also be more possible. This may, in future include a range of delivery options, including further review of a new delivery model such as a third entity, as described earlier in the Strategic Case. However, this would represent a significant change and incur implementation costs. This will likely be a deeper level of integration over time, than under the Governance model.

This will bring benefits in terms of resilience, flexibility in access to resources, thus making it easier to deliver front line services such as joint response and early intervention and prevention. In delivering collaboration, the PCC and Chief Officer could act as drivers of change and transformation. However, maintaining two separate precepts may inhibit the level of collaboration that can be achieved to meet the PCC's vision of a truly integrated preventative service.

Figure 23: Degree of collaboration change under Single Employer

Early intervention and prevention	Whole-system fire and police preventative service model across targeted communities
Effective joint response	Wider service and system integration for control rooms
Shared support	Wider shared support / enabling services, where applicable e.g. joint IT systems. Also, shared learning and development
Aligned strategic commissioning	Integrated data and intelligence to support integrated strategic planning and response across communities

Based on the evidence provided in the Strategic Case about how single governance can accelerate decision-making, it is also considered that the pace of collaboration is more likely to increase. A single decision maker will ensure that there is aligned political will and ambition, supported by a single Chief Officer. Initial engagement with health partners has also indicated that a single governance approach could also simplify collaboration arrangements with other partners, reducing duplication.

A single decision maker will ensure that there is aligned political will and ambition and therefore there should be faster access to additional resource, bringing resilience to both fire and police services.

Over the longer term, staff teams working together over time would be likely to collaborate more, bringing more benefits and impacting on cultural barriers over time.

Figure 24 shows the assessment against the CSFs as described in the Strategic Case. This looks at the tests agreed, and reviews the degree to which benefits from collaboration could be accelerated through this option.

Figure 24: Assessment against CSF 1

		Likelihood of additional benefits to the status quo (low / medium / high)					
		Early intervention and prevention	Estates integration	Shared support services	Health collaboration	Other wider collaboration opportunities	Overall assessment
Single employer	Improves public safety and prevents vulnerability						H
	Brings efficiencies and resilience						H

Key

High

Medium

Low

CSF 2: Brings benefits in terms of transparency and accountability







Test: The governance option can improve transparency, accountability, visibility, and consistency of decision-making for the public, stakeholders and NYP and/or NYFRS

There would be no material difference to the Governance model in terms of the operation of the PFCC role, however it is also possible that the existence of a single Chief Officer might also increase visibility. There would be increased public engagement through a directly elected PFCC who would put in place similar accountability arrangements for fire as exist currently for police. This can contribute to the increased effectiveness of emergency services to understand and meet public expectations. It would mean:




- Direct and joined-up access to PFCC and potentially the single Chief Officer through police and fire public surgeries (FRA matters are discussed currently at local NYCC Area Committee meetings), making it easier for the public to raise concerns.
- Easier access to public meetings (PCC's Corporate Performance, Delivery and Scrutiny is live streamed and questions can be posted on social media e.g. Twitter live, whereas the public can attend or pose questions in advance to the FRA).
- Independent technical resources within an OPFCC who would provide the capacity and capability to provide effective independent scrutiny and challenge to decision-making, although this would incur additional costs.
- Speed of decision-making is likely to increase as PCC formal governance is more frequent than the NYFRA with weekly and monthly decision-making meetings and there would only be one Chief Officer to engage with.
- It is likely to raise the public profile of fire governance, as the PCC role has been shown to raise the profile of police governance. There would be a single person responsible for fire and police governance, as well as for fire and police operational delivery, with a clear port of call for people to contact and a visible public presence.

Figure 25 shows the assessment against the transparency and accountability CSF, broken down by particular governance attributes. The option is assessed as medium because it will bring a material change to the status quo position on the governance attributes below.

Figure 25: Assessment against CSF 2

CSF 2. Benefits in terms of transparency and accountability	Degree to which transparency and accountability attributes are achieved (low / medium / high)						Overall assessment
	Ability to create single direction /guiding mind	Improving cultural environment for collaboration	Improving speed of decision making	Improving scrutiny	Improving transparency	Improving public engagement and awareness	
Single employer							M

Key

-  High
-  Medium
-  Low

CSF 3: Is deliverable

Test: The governance option can be implemented successfully in terms of meeting the likely availability of funding, matching the level of available skills and capacity required for successful delivery and minimising delivery risks

This option represents a much greater change than the other options. As per the Governance model, a formal public consultation and secondary legislation would be required to enact the change, and staff consultation will be required to engage on, and manage the change, including engagement with unions and staff associations. The implementation would be complex, with two stages, first a move to the Governance model, and as a second phase the Single Employer model. This would bring with it complexities in implementation, including greater risk of industrial action. The fire unions, in particular the FBU, have highlighted in public documents that they do not agree with the Single Employer model. Staff may also see this as a significant upheaval at a time of other major change in both organisations. Should this translate into industrial action, it presents public safety risks.

There will be additional costs – a one-off implementation cost and ongoing costs. There will be an ongoing requirement for additional support to the OPFCC as part of the OPCC, to ensure that the PFCC can sustainably increase her remit. The Police and Crime Panel is also likely to need additional funding for the additional remit. There will also be one-off requirements for specialist implementation resources (e.g. programme and project management, consultation advice, professional HR and legal advice and additional audit costs).

Also the joint Chief Officer role will need the appropriate experience and skillset to have operational accountability for both fire and policing operations. This is untested at this stage as it has not been done in the UK before.

Figure 26: Assessment against CSF 3

Degree to which the option is deliverable (low / medium / high)				
CSF 3. Is deliverable	Meets the likely availability of funding	Matches the level of available skills and capacity required for successful delivery	Minimises delivery risks	Overall assessment
	Single employer			
				L

Key

- High
- Medium
- Low

CSF 4: Mitigates strategic risks

Test: The governance option can mitigate strategic risks with the option, including the loss of public trust, compromise to links with health, compromise to links with local government and risk of losing resilience

In line with the Governance model, closer integration and strategic joint commissioning of early intervention, prevention and response activities across fire and police, will present a greater opportunity for the police and other public sector partners to further benefit from the strong fire identity. It should also bring faster access to a greater number of resources, thus bringing further resilience.

Conversely, where fire are taking on more responsibilities as part of integrated services, there is a risk that activities are perceived to be involved in law enforcement and therefore there may be a risk of loss of trust – this risk would be greater under the Single Employer model than the Governance model (as described in the Strategic Case, similar roles have been abandoned in some parts of the US because of these concerns). This is because the same Chief Officer would cover both police and fire.

There is unlikely to be an impact on existing fire and police partnerships with other agencies and all collaboration opportunities would be subject to a detailed business case which would need to consider this risk. Conversely, closer fire and police governance may strengthen partnerships with other agencies or make it easier to engage with fire and police, particularly around place-based early intervention and prevention. Also, it may present new opportunities for partners, for example around planning the estate.

However, there is a long term risk that strategic commissioning becomes more geared towards achievement of police objectives than fire. Also, the PCC will need to put appropriate resource into maintaining links with Local Government (City of York, County and Districts). If this could be done in a joined up way, it would improve emergency services links overall.

If there is any integration of governance roles in the future as part of this option e.g. the Monitoring Officer or Section 151 Officer role, there is a risk of conflict of interests and appropriate governance processes would need to put in place to ensure separation of FRA and PCC roles within a single FTE.

Figure 27: Assessment against CSF 4

Degree to which the option mitigates strategic risks (low / medium / high)					
CSF 4. Mitigates strategic risks	Loss of public trust	Compromise to links with health	Compromise to links with local government	Risk of losing resilience	Overall assessment
	Low	High	Medium	Medium	L
Single employer	Low	High	Medium	Medium	L

Key

- High
- Medium
- Low

4.5.4 Economic assessment

Table 26 represents the net change versus baseline costs as a result of a change in governance. Costs are shown as negative and savings are shown as positive in Table 26.

This option would achieve benefits of £9.2m over a 10 year period and an NPV of £7.5m.

Table 26: Single Employer model – economic assessment (£k)

Year	0	1	2	3	4	5	6	7	8	9	Total
Financial year	2017/18	2018/19	2019/20	2020/21	2021/22	2022/23	2023/24	2024/25	2025/26	2026/27	
Implementation costs - recurrent	-	-	(64)	(64)	(64)	(64)	(64)	(64)	(64)	(64)	(512)
Implementation costs - one-off specialist support	-	(195)	(195)	-	-	-	-	-	-	-	(389)
Direct governance benefit	-	-	100	100	100	100	100	100	100	100	800
Shared estates	-	-	(280)	(30)	70	220	270	210	290	290	1,040
Shared senior management posts	-	-	50	390	390	390	390	390	390	390	2,780
Shared enabled support services	-	-	690	690	690	690	690	690	690	690	5,520
Total	-	(195)	301	1,086	1,186	1,336	1,386	1,326	1,406	1,406	9,239
Total – direct	-	(195)	(159)	36	36	36	36	36	36	36	(101)
Total - indirect	-	-	460	1,050	1,150	1,300	1,350	1,290	1,370	1,370	9,340
NPV											7,500

4.5.5 Summary assessment of this option

The Single Employer model has been assessed above against the CSFs agreed in Section 3.4. A summary is shown below. In addition, we have developed an assessment against the tests in the Policing and Crime Act 2017 tests, based on the definition in Section 3.4.

Table 27: Summary qualitative assessment against CSFs and statutory tests

Critical success factors			Statutory tests	
Critical success factor	How the test is met	Single Employer (High / medium / low)	Economy / efficiency / effectiveness	Public safety ¹²¹
Accelerates scale, pace and effectiveness of collaboration	The governance option can accelerate and enable more effective collaboration and deliver tangible public safety and vulnerability prevention benefits to reduce harm, improve resilience and effectiveness, and increase value for money	H	✓✓✓	N/A
Brings benefits in terms of transparency and accountability	The governance option can improve transparency, accountability, visibility, and consistency of decision-making for the public, stakeholders and NYP and/or NYFRS	M	✓✓	N/A
Is deliverable	The governance option can be implemented successfully	L	N/A	✓
Mitigates strategic risks	The governance option can mitigate strategic risks	L	✓	✓
Net present value (£)		£7.5m	N/A	

4.6 Summary appraisal

Table 28 summarises the models from the perspectives of:

- Each of the CSFs, based on the commentary and high level L/M/H assessment;
- The economic appraisal (NPV £m);
- High-level assessment against the statutory tests.

The Governance Model and Representation Model are the options which rated highest against the CSFs, therefore are those most likely to deliver the benefits set out in the Strategic Case. The Do Nothing model does not represent a change, and the Single Employer model represents a number of significant risks and deliverability challenges. Assessment against the statutory tests also rates the Governance model more highly. From an economic point of view, both Governance and Single Employer are expected to bring higher levels of benefit versus other options, however the delivery risks outweigh the financial benefits on the Single Employer model.

¹²¹ It should be noted that this LBC does not seek to make a statement on public safety in relation to the degree to which collaboration or governance will directly impact on it. Therefore we will not make an assessment against CSF1 and CSF2. We will make an assessment of the degree to which deliverability and risk could impact on public safety on each option.

Table 28: Summary of evaluations

Critical success factors		Models			
Critical success factor	How the test is met	Do nothing	Representation	Governance	Single Employer
Accelerates scale, pace and effectiveness of collaboration	The governance option can accelerate and enable more effective collaboration and deliver tangible public safety and vulnerability prevention benefits to reduce harm, improve resilience and effectiveness, and increase value for money	L	L	H	H
Brings benefits in terms of transparency and accountability	The governance option can improve transparency, accountability, visibility, and consistency of decision-making for the public, stakeholders and NYP and/or NYFRS	L	L	M	M
Is deliverable	The governance option can be implemented successfully	H	H	M	L
Mitigates strategic risks	The governance option can mitigate strategic risks	M	H	H	L
CSF summary assessment		L - 2 M - 1 H - 1	L - 2 M - 0 H - 2	L - 0 M - 2 H - 2	L - 2 M - 1 H - 1
Net present value (£)		£0.1m	£1.3m	£6.6m	£7.5m
Assessment against statutory tests		[7] ✓✓ ✓✓ ✓✓ ✓	[9] ✓✓ ✓✓ ✓✓ ✓✓ ✓	[10] ✓✓ ✓✓ ✓✓ ✓✓ ✓✓	[8] ✓✓ ✓✓ ✓✓ ✓✓

A sensitivity analysis has also been carried out on the preferred option, the Governance option, to test whether the quantitative results stated above would change if the costs and quantitative benefits in the appraisal were to change. The following sensitivities were tested:

1. Recurrent implementation costs increase by 100%
2. Only 50% of the direct governance benefit and indirect collaboration benefits are achieved

Sensitivity 1, results in an NPV of £6.1m and therefore does not materially affect the appraisal. Sensitivity 2 results in an NPV of £3.5m which is still higher than the Representation option. In order for the Governance option to bring lower benefits than the Representation option, it would need to achieve less than ~15% of the modelled direct and indirect benefits in this business case. It should be noted that this reflects the quantitative benefits only.

4.7 Preferred model

Based on the assessment in sections 0 to 0 above, the Do Nothing model will continue the current pace and scale of change, furthering collaboration on the current ad hoc, tactical basis, but bringing no delivery or additional strategic risks. Stakeholders through this process have not considered this to be a viable option. Representation will bring some tangible changes, with a new Collaboration Committee, however this is not expected to drive a materially different step change in the level of collaboration and the type of governance employed. It is however low-risk.

The Governance model will bring a material change, with greater likelihood of joint commissioning strategies and greater flexibility in resourcing, bringing with it greater likelihood of achieving financial and non-financial benefits. Although this brings with it some risk, this is not believed to be as great as under the Single Employer model. The Single Employer model could bring greater benefits than the Governance model, however it also brings significant delivery and strategic risk. The Governance model therefore offers most of the benefits of the Single Employer model and at lower risk to implement.

Based on the assessment of the options against the critical success factors and the four tests the preferred option is therefore the Governance model.

In the following sections, we consider the Commercial, Financial and Management Cases for the preferred option.

5 COMMERCIAL CASE

The main commercial implications from adopting the Governance model for NYFRA are relatively straightforward and focus on the transfer of contracts, assets and liabilities from the old FRA to the new FRA, led by the PCC. This transfer will take place through a statutory transfer scheme.

In addition, the disbanding of the current NYFRA will affect existing contractual arrangements with North Yorkshire County Council for the provision of finance services, committee and legal services. The Office of the PFCC will take on these responsibilities, using in-house staff with external support as required, although there may need to be transitional arrangements in place with NYCC.

The Governance model requires NYFRS staff to transfer from the existing FRA as their employer, to the new FRA, led by the PCC, under Cabinet Office Statement of Practice (COSoP).

5.1 Commercial implications

5.1.1 Context

Contracts that support delivery of policing in North Yorkshire are held by the PCC, and contracts associated with delivery of Fire and Rescue Services are held by NYFRA. There will be no change to policing contracts. Existing Fire and Rescue Authority contracts will need to be transferred to the new PFCC.

To give effect to the Governance model, the Policing and Crime Act 2017 gives the Secretary of State the power to make an order which makes the PCC the FRA for the area covered by the order. The order will also provide for the creation of a corporation sole as the FRA. This arrangement is intended to *“preserve the distinct legal identity of the fire and rescue service by creating the PCC-style FRA as a separate corporation sole, rather than transferring the fire and rescue functions to the PCC”*.¹²²

If the Secretary of State makes an order which makes the PCC the FRA for the area covered by the order, she may also make schemes transferring property, rights and liabilities from an existing FRA to the new PCC-style FRA (Section 4C (2) of the Fire and Rescue Services Act 2004, as inserted by paragraph 5 of Schedule 1 to the Act).

Assets and liabilities that can be transferred under a transfer scheme include:

- Property and rights and liabilities which could not otherwise be transferred
- Property acquired, and right and liabilities arising, after the making of the scheme
- Criminal liabilities

References to “property” above include the grant of a lease.

¹²² HM Parliament (2016) Policing and Crime Bill: Explanatory Notes, para 307

5.1.2 Commercial implications for the Governance model

This section outlines the high-level commercial implications of the Governance model.

- There will be a need for further examination of all existing assets, liabilities and contracts held by NYFRA to understand if there are complexities created by the transfer to the new PCC-style FRA, such as restrictions on novation or change control. This can take place in parallel with the public consultation but may increase the timescales and costs of transfer. The initial review of contracts suggest that this is low risk (subject to more detailed assessment of the Easingwold training centre PFI contract).
- As the PFCC takes over the role of NYFRA, this will mean disbanding the current Authority and its sub-committees. The additional scrutiny responsibilities of the PCC will be supported by the OPFCC.
- NYFRA currently purchases support services from third party organisations and these contracts will need to be novated or ended. This includes contracts with NYCC for the provision of finance services, committee and legal services. It is assumed these will transfer to the PCC to begin with.
- The OPFCC will conduct a full review of its structure in order to meet its future requirements. The current expectation is that services will continue to be delivered in-house, with external support (such as legal services) purchased as and when required.

In the longer term, if enabling support services are brought together through collaboration arrangements, some of the supporting contracts may also change. The PCC has retained responsibility for some enabling back office services (estates and logistics, technology, organisation and development and corporate communications). As described in the economic case, there may be the potential in the future to bring additional fire services into these arrangements to achieve further benefits. Further work would be needed to full understand the commercial implications of any change involving enabling services. There will also be commercial and contractual implications of making better use of the joint estate that will need to be understood and implemented depending upon the approach taken.

5.2 Potential staffing implications

Under the Governance model, all fire and rescue staff will transfer from the current NYFRA to the new FRA, led by the PFCC. The transfer will take place via the transfer scheme described in 5.1.1 (because references to 'rights and liabilities' includes rights and liabilities under an employment contract). The transfer will be governed by the Cabinet Office Statement of Practice (COSoP), protecting the terms and conditions of staff.

It will be for the PFCC and its Executive Board to consider whether any specific collaboration projects may require changes to standard terms and conditions – to improve public safety, effectiveness or efficiency – or whether the same result can be achieved by a collaboration agreement between the new FRA and Police with staff working together on different terms and conditions. Any additional changes will be subject to appropriate consultation.

Without standardisation, where staff are doing the same job, there could potentially be claims for breach of trust and confidence or equal pay. Initial legal advice obtained by the Police and Crime Commissioner for Essex suggests that such claims will be unlikely to succeed under the Governance model; however legal advice will need to be obtained for the local situation.

These issues will need to be considered as part of the wider collaboration programme, but under the requirements to consult during the transfer process, it is likely that unions and staff associations will seek assurances on terms and conditions.

5.3 Consultation implications

Under the Policing and Crime Act (2017), the PCC is obliged to consult publicly on any LBC exploring options for changes to the governance of the Fire and Rescue Service. As such, consultation – its scale, length, content and resource requirements – are key issues to consider when making decisions around the

LBC and potential implementation of change. Set out below are some high level consultation implications that will require consideration:

- Transparency – all consultation plans – including the draft LBC are supported by clear communication materials for staff, stakeholders and public;
- Genuine commitment to consult and listen to different voices – using defined and varied communication forums and channels across different platforms – designed to reach different audiences;
- Sufficient resources committed to delivering meaningful consultation – using communications resources across OPCC, Police and Fire – with possible need for additional resources;
- A sufficient consultation period for the public, local authorities and staff to be consulted– as stipulated by the Act;
- Ability to measure and evidence – building into consultation planning the ability to measure – in order to evaluate and evidence depth and breadth of consultation;
- Overall objective – all communications around the LBC (internally and externally) should be geared towards delivering a successful public consultation process which has the confidence of key stakeholders in North Yorkshire.

6 FINANCIAL CASE

This Financial Case shows that the cost of implementing the Governance model is affordable within current budgets. We estimate that the direct costs of implementation will be £121k. These costs will be funded through the OPCC's earmarked reserves, and offset by a saving in operational costs as a direct result of a change to the Governance model of £100k per annum.

6.1 Note about the Financial Case

The figures quoted in the Financial Case differ from those in the Economic Case because they include inflation. Figures in the Economic Case are presented at current prices (excluding inflation). For clarity, both sets of figures are shown here, however those including inflation should be used for the purposes of informing affordability and funding.

Note that VAT is also typically included in the Financial Case, but is not included here as the OPCC can recover VAT.

6.2 Implementation costs of the Governance model

The tables below show the estimated implementation costs. For comparison to the Economic Case, these are shown with and without inflation.

Table 29: Implementation costs and savings (£k, excluding inflation)

Financial year	17/18	18/19	19/20	20/21	21/22	22/23	23/24	24/25	25/26	26/27	Total
Implementation costs - recurrent	-	(64)	(64)	(64)	(64)	(64)	(64)	(64)	(64)	(64)	(576)
Implementation costs - one-off	(60)	(60)	-	-	-	-	-	-	-	-	(121)
Direct benefit - governance	-	100	100	100	100	100	100	100	100	100	900
Total direct implementation costs	(60)	(24)	36	36	36	36	36	36	36	36	204

Table 30: Implementation costs and savings (£k, including inflation)

Financial year	17/18	18/19	19/20	20/21	21/22	22/23	23/24	24/25	25/26	26/27	Total
Implementation costs - recurrent	-	(66)	(68)	(69)	(70)	(72)	(73)	(75)	(76)	(78)	(646)
Implementation costs - one-off	(61)	(62)	-	-	-	-	-	-	-	-	(124)
Direct benefit - governance	-	104	105	108	110	112	114	116	119	121	1,009
Total direct implementation costs	(61)	(25)	38	39	39	40	41	42	43	44	240

All of the implementation costs are expected to be resource costs. Unless the PCC is able to secure Government funding for these costs, they will need to be met from the budgets of each organisation, with the majority likely to fall to the OPCC.

6.3 Impact of enabled net benefits

In addition to the direct costs and benefits outlined above, the indirect benefits from shared estates and shared enabling support services will further improve the financial position. The tables below show the estimated net benefit.

Table 31: Indirect costs and savings (£k, excluding inflation)

Financial year	17/18	18/19	19/20	20/21	21/22	22/23	23/24	24/25	25/26	26/27	Total
Enabled benefit - shared estates	-	(280)	(30)	70	220	270	210	290	290	290	1,330
Enabled benefit - shared senior management posts	-	25	50	250	250	250	250	250	250	250	1,825
Enabled benefit - shared enabled support services	-	350	450	550	550	550	550	550	550	550	4,650
Total benefits (direct and enabled)	-	95	470	870	1,020	1,070	1,010	1,090	1,090	1,090	7,805

Table 32: Indirect costs and savings (£k, including inflation)

Financial year	17/18	18/19	19/20	20/21	21/22	22/23	23/24	24/25	25/26	26/27	Total
Enabled benefit - shared estates	-	(290)	(32)	75	241	302	240	338	344	351	1,570
Enabled benefit - shared senior management posts	-	26	53	269	274	280	285	291	297	303	2,078
Enabled benefit - shared enabled support services	-	363	475	591	603	615	628	640	653	666	5,235
Total benefits (direct and enabled)	-	98	496	935	1,119	1,197	1,153	1,269	1,294	1,320	8,882

6.4 Impact on medium term financial forecasts

The overall impact of the direct and indirect costs and benefits are shown below. As the estimates are high level at this stage, we have not tried to estimate where the costs and benefits would fall. The majority of the costs and benefits would be resource and professional fees, but there would also be capital costs. All collaboration opportunities would be subject to individual business cases.

Table 33: Total direct and indirect costs and benefits (£k, including inflation)

Financial year	17/18	18/19	19/20	20/21	21/22	22/23	23/24	24/25	25/26	26/27	Total
Implementation costs - recurrent	-	(66)	(68)	(69)	(70)	(72)	(73)	(75)	(76)	(78)	(646)
Implementation costs - one-off	(61)	(62)	-	-	-	-	-	-	-	-	(124)
Direct benefit - governance	-	104	105	108	110	112	114	116	119	121	1,009

Enabled benefit - shared estates	-	(290)	(32)	75	241	302	240	338	344	351	1,570
Enabled benefit - shared senior management posts	-	26	53	269	274	280	285	291	297	303	2,078
Enabled benefit - shared enabled support services	-	363	475	591	603	615	628	640	653	666	5,235
Total net benefit (direct and enabled)	(61)	73	534	974	1,158	1,238	1,194	1,311	1,337	1,364	9,122

6.5 Impact on the organisations' financial positions

The Governance model would give the PCC influence over the budget of NYFRA as well as control over assets:

- Total budgets of £169m, based on 2016/17 budgets of £29m for NYFRA and £140m for PCC
- Total long term property, plant and equipment assets of £80m¹²³, £38m of which are for NYFRA and £42m for PCC

Applying inflation to these 2016/17 figures, the total annual expenditure that could be controlled by the PFCC would be of the order of £175m in 2018/19:

Table 34: Summary forecasts for the organisations (£m including inflation)

Financial year	2018/19
NYFRA gross expenditure	30
PCC gross expenditure	145
Total expenditure potentially overseen by PFCC	175

More detailed work would be required on aspects of the financial case before submission of a business case to the Home Office. These include consideration of any pension issues, impact on budgets of each organisation and any changes to shared staff roles.

¹²³ Based on 15/16 Accounts

7 MANAGEMENT CASE

The Management Case describes the arrangements and plan for managing implementation of the Governance model, including the governance arrangements, plans, stakeholder, risk and benefits management arrangements and an equalities impact assessment.

7.1 Governance and project management arrangements

The implementation of the governance changes will be led by the CEO of the OPCC who will manage the change process internally. However, it may be necessary to commission specialist professional advice during the consultation process. Project teams will also need to be established in NYP and NYFRS and a formal project governance structure established to oversee the implementation, including alignment with other transformation activity.

There will need to be some recruitment activity within the OPCC to enable the PCC to exercise new responsibilities.

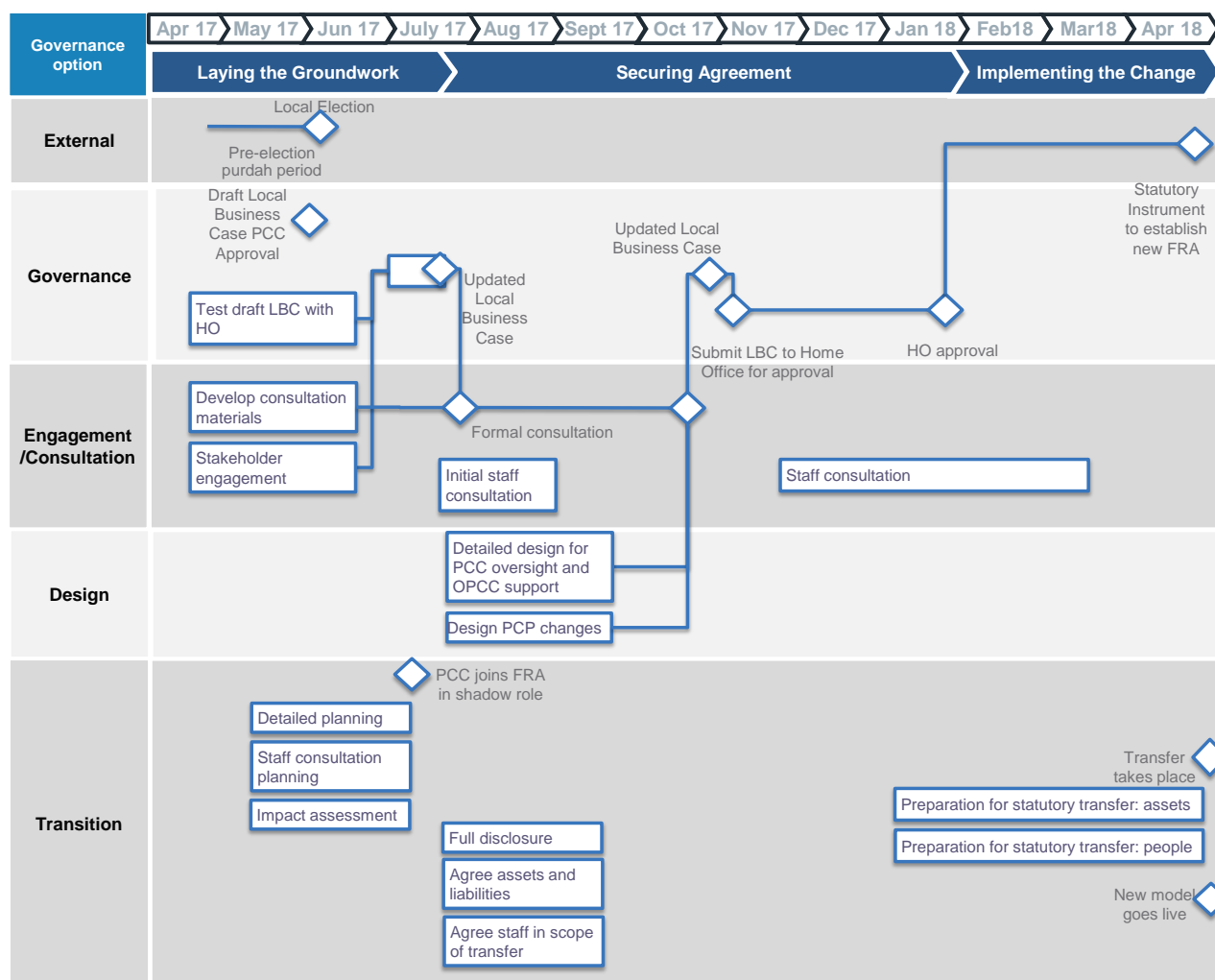
Prior to implementation a detailed design of the PFCC oversight structure for fire and rescue will need to be developed and agreed with the representative bodies, to ensure the equivalent level of access to people and data continues, and they are able to fully represent their members. Assurances in relation to the protection of terms and conditions upon transfer may also need to be made by the PCC.

7.2 Implementation plan

Figure 28 shows the likely timescales for implementation of the Governance model of approximately 10 months. However, this estimate is based on gaining local agreement to the change.

Without local agreement, independent scrutiny of the business case would be required. In these circumstances, we estimate that it may take a further three months to implement this option. However, given the need to align changes with budgetary cycles, it is likely to delay implementation to October 2018, a delay of six months.

Figure 28: Governance model high level implementation plan (with local agreement)



This plan is based on the following assumptions:

- The PCC will engage with NYFRA through the second quarter of 2017 on the emerging proposals alongside the further development of proposals and plan, including consultation documents, in order to be ready for formal consultation at the earliest opportunity.
- Satisfactory informal feedback from the HO is received following the general election purdah period post 9 June 2017.
- The PCC will go out to consultation, with staff, the local authorities, other stakeholders and members of the public across North Yorkshire. The consultation period will be 10 weeks.
- Following the completion of the consultation period and appropriate consideration of the feedback received, a revised business case will be submitted to the Home Office for the Home Secretary's consideration and requested approval.
- Home Office consideration of the LBC will take three months.
- Implementation of the Governance model will require the creation of a new Fire and Rescue Authority by statutory instrument. The Policing and Crime Act 2017 gives the Secretary of State the power to make an order which makes the PCC the FRA for the area covered by the order. The order will also provide "for the creation of a corporation sole" as the FRA for the area specified in the order (see new Section 4A of the Fire and Rescue Services Act 2004, as proposed to be inserted by paragraph 5 of Schedule 1 to the Bill). Finalisation of the Order may take two to three months.
- A statutory transfer scheme will be required to move staff, contracts and assets to the new FRA. We have assumed a staff consultation process of three months.

- For clarity of accounting, implementation of the governance changes should take place either at the start of the financial year (April) or the half year point (October). The former would be easier but the latter is feasible.
- Based on current assumptions the earliest target implementation date for the new governance arrangements is April 2018.

On transfer, work will begin to realise the ideas set out in this business case.

- A Police, Fire and Crime Plan will be developed that would set out how efficiency and effectiveness could be improved in order to protect frontline services.
- Business cases, including staff and union consultations, would be developed for community safety and prevention services and to create a third entity to provide enabling services to NYP and NYFRS.
- The estates strategies of both organisations would be reviewed to develop a single 'community safety estate' strategy that would seek to bring in other partners as well.
- Data analysis and the implementation of data sharing structures would be put in place to strengthen collaborative working.
- A change review would be initiated to start discussions around the future senior management structure of NYFRS to identify where efficiencies might be made, though this would be implemented through natural attrition.

7.3 Stakeholder engagement

Implementation of the changes will rely on ongoing engagement with stakeholders, staff and trade unions. For the proposal to move forward, it will require further engagement with:

- **Local authorities** – formal approval is needed from NYCC and City of York for the proposals to be submitted to the Home Secretary without independent scrutiny. There will need to be time built into the consultation for the two Tier One councils to meet formally and decide their position. District Councils will also need to be consulted through the consultation process.
- **NYFRA** – Senior representatives of NYFRA have been consulted during the development of this LBC and continuing engagement will be required during implementation.
- **NYFRS** – Senior representatives of NYFRS have also been consulted during the development of this LBC and additional engagement will be required during implementation, as well as support in helping to manage engagement and communication with FRS staff.
- **Staff** – All staff working for NYFRS/NYFRA will be affected by any change in governance. Whilst some of the knock-on effects may be in perception alone this should not be underestimated and so engagement (and therein consultation) with this key group and representative bodies will be vital.
- **Police and Crime Panel** – discussion will be needed on the extended role and remit of the Police and Crime Panel and how this will work and potentially funded in practice.
- **Home Secretary** – If a decision is taken to proceed with the Governance model, following scrutiny of the LBC by the Home Office, it will be for the Home Secretary to consider and, if appropriate, approve the proposed change and the associated statutory instrument to give effect to the change.
- In addition, the development of more detailed proposals will benefit from a wider range of stakeholder input from the public, county, city and district councils, local members of parliament and other local and regional partners before and during the public consultation exercise.

7.4 Risk management

Proactive risk management will form part of the transition to the Governance model, building on existing risk management arrangements adopted by the OPCC for current transformation activity in NYP. This means:

- Establishing and maintaining a risk log;
- Ensuring that each risk is owned by a named responsible individual;

- Carrying out regular risk reviews and setting target dates for mitigation;
- Providing strategic oversight of risks and mitigation by appropriate governance bodies based on clear thresholds for escalation.

It should be noted that any plans will maintain at a minimum the existing Fire Cover Review and IRMP requirements, and there will be no change to the NYFRS IRMP on transfer.

The following risks are associated with the PCC implementing the Governance model.

Table 35 - Risks and mitigations

Risk	Owner	Mitigation
Senior management distraction during the implementation of changes	OPCC CEO CC and CFO	<ul style="list-style-type: none"> • Appoint appropriate governance to monitor the progress of implementation and balance demands against other priorities.
Requirement to transfer fire staff employment to new Fire and Rescue Authority, via a statutory transfer, causes industrial relations problems	PCC and CFO	<ul style="list-style-type: none"> • Early and ongoing engagement with staff and representative bodies. • Clear messaging that terms and conditions will be protected in the transfer.
That contract provisions, assets or liabilities are not well understood prior to transfer and therefore unforeseen costs arise post-implementation or unexpected delays in implementation occur	OPCC CEO	<ul style="list-style-type: none"> • A phase of due diligence will need to be undertaken during implementation, including detailed review of the PFI contract to ensure that novation clauses and existing commitments are understood
Oversight of fire performance is overshadowed by the requirements of police oversight	OPCC CEO	<ul style="list-style-type: none"> • Design of OPCC arrangements to extend robust oversight to the Fire and Rescue Authority.
Insufficient public scrutiny of the PCC's performance in respect of Fire by the Police and Crime Panel	PCP	<ul style="list-style-type: none"> • Identify the changes that would be required to the remit of the NY Police and Crime Panel, including discussions with the Chair of the Panel, to ensure robust scrutiny of the PCC in relation to Fire.
PCC inherits plans for NYFRS part way through the financial year that have the wrong priorities or are unaffordable	PCC CFO	<ul style="list-style-type: none"> • PCC to seek observer status on NYFRA in advance of the changes to ensure visibility of planning processes.
Costs of change are higher than estimated	OPCC CEO CFO	<ul style="list-style-type: none"> • Costs are tested during the implementation phase and updated prior to submission of the business case to the Home Office

7.5 Benefits management

Implementation of the changes will also need to be underpinned by proactive benefits management arrangements to ensure that the identified benefits are realised – but are challenged robustly to ensure they are real and tangible. At some point during the process they will be subject to external scrutiny and may eventually be scrutinised nationally through, for example, the National Audit Office and Public Accounts Committee. These arrangements will need to be overseen by appropriate governance arrangements which will have regard to the two types of benefit, detailed in the Economic Case above:

- Governance benefits (i.e. those benefits directly associated with improvements in the governance of the Fire and Rescue Service)
- Collaboration benefits (i.e. those benefits that flow from collaboration between the two services, which are enabled and more likely to be realised as a result of the governance changes)

The approach to benefits realisation includes:

- Establishing a benefits register;

- Identifying clear owners with responsibility for benefits realisation;
- Developing common benefits realisation plans;
- Regular review processes and challenge arrangements.

7.6 Equalities impact assessment

The Equalities Impact Assessment (EIA) is concerned with anticipating and identifying the equality consequences of a particular policy/service initiative and ensuring that as far as possible any negative consequences for a particular group or sector of the community are eliminated, minimised or counterbalanced by other measures.

Our initial view is that the proposed governance changes will not affect – directly or indirectly -any particular group or sector of the community differentially. The intention is to increase the level of public visibility and accountability in the governance of the Fire and Rescue Service through the new governance arrangements including the revised operation of the North Yorkshire Police and Crime Panel and the forms of public accountability that are associated with the office of PCC.

However, this point will need to be tested through the public consultation and the PCC will need to use this feedback as evidence to input to an EIA as part of the updated Local Business Case that will be submitted to the Home Office for final approval.

8 APPENDICES

8.1 Governance costs

8.1.1 NYFRA governance costs

Total annual costs of NYFRA's Corporate and Democratic Services is £278k per annum (based on 15/16 data). Direct expenditure is £149k. £127k of the total expenditure is indirect and relates to corporate recharges including the following:

- Finance and payroll (includes the S151 Officer role, the bulk of which is supporting senior management in preparation for papers for FRA)
- HR
- Management
- Overheads
- IAS adjustments

The above corporate recharges are calculated on the basis of staffing numbers and therefore are believed to overstate the true cost of governance. The section below is an NYFRA estimate of delivering governance services for the FRA.

Adjusted 15/16 governance costs

The first table below shows the total direct governance costs. The second below shows an adjustment based on legal services, which includes both legal advisory services to the NYFRA as well as Monitoring Officer costs, and therefore has been adjusted to reflect the Monitoring Officer role only.

Figure 29: NYFRA governance costs

Baseline 2015/16 FA governance costs		Notes
Members direct costs	76,130	Allowances for members
Members training	27	
Bank charges	1,023	
External audit fees	31,927	
Finance SLA	7,210	
Legal Services SLA	11,527	Includes Monitoring Officer role, member related services and general NYFRS legal costs (i.e. those which are not governance related). Monitoring Officer role is charged on an hourly rate for attendance at meetings.
Committee Services SLA	21,488	Support costs in relation to the FA, charged at an hourly rate (includes team, printing etc.)
Total	149,332	
Source: as provided by NYFRS		
Adjusted Baseline 2015/16 FA governance costs		Notes
Members direct costs	76,130	
Members training	27	
Bank charges	1,023	
External audit fees	31,927	
Finance SLA	7,210	
Legal Services SLA	1,153	Assumption, based on NYFRA estimates. The majority of this cost is legal expenses for the NYFRS in relation to employment issues. NYFRA has made an assumption that 10% is the Monitoring Officer time spent on NYFRA governance.
Committee Services SLA	21,488	
Total	138,957	
Assumptions based on Representation option		
No change to the above adjusted baseline		
Assumptions based on Governance (or Transfer of Functions) or Single employer option		
2015/16 FA governance costs	Notes	
Members direct costs	No member costs as the Fire Authority remit will be part of OPFCC	
Members training	No member training as the Fire Authority remit will be part of OPFCC	
Bank charges	1,023	
External audit fees	31,927	Still need separate accounts
Finance SLA	7,210	
Legal Services SLA		It is assumed that this role could be subsumed within the PCC Monitoring Officer role
Committee Services SLA		Meetings would no longer exist in current form
Total	40,160	
Governance change benefits	(98,797)	

8.1.2 OPCC costs

It should be noted that the costs of governance of the NYFRA and PCC are not directly comparable. A significant amount of the FRA's statutory responsibilities are delegated to officers who are authorised to discharge specific functions, whereas the PCC has a small team that manages day to day responsibilities as well as independent scrutiny of the constabulary and the chief constable.

Figure 30: OPCC costs

PCC FOR NORTH YORKSHIRE CORPORATION SOLE (OPCC)	
PRIVATE OFFICE FOR POLICE AND CRIME COMMISSIONER (OPCC)	
PCC Direct Costs	
PCC Salary costs including pension and NI contributions	79,000
PCC Travel and Subsistence e.g. mileage	9,500
PCC Telephony and Comms	400
Deputy PCC Salary costs including pension and NI contributions	52,000
OPCC - Staffing Costs	
Private Office Staffing	300,000
Other staffing costs - Travel	9,000
Other staffing costs - Subsistence	500
Courses and Conferences	4,500
Other staffing costs - Recruitment	5,000
OPCC - Premises and Office Activities	
Running Costs - Office Expenses	9,570
Accommodation - Premises Costs	32,840
Communications and IT Costs	10,000
PCC Private Office Total	512,310
STATUTORY OFFICER FUNCTIONS	
Chief Finance Officer (CFO - M Porter) - Employment & travel costs	50,500
Chief Executive Officer (CEO - J Carter)	145,000
CEO - APCCCE subscription	1,000
CEO - Travel & Subsistence	2,500
CEO - Communication	500
Courses and Conferences	1,000
Miscellaneous incl PATS Subscriptions	3,000
Independent Audit Committee Travelling	1,500
Independent Panel Members	1,500
Custody Visitors	8,500
External Audit	32,430
Internal Audit	34,000
APCC subscription	23,000
Statutory Officer Functions Total	304,430
SERVICES TO THE COMMUNITY	
Community Engagement - Hire of Premises	2,000
Community Engagement - Public Relations incl Web Site	10,000
Community Engagement - Conferences that the PCC organises	2,500
Community Engagement - Public Engagement	75,331
Community Engagement - Community Projects	2,000
Community Engagement - Interpreters for meetings	1,000
CAP - Honoraria	500
CAP - Travel	500
Services to the Community Total	93,831
TOTAL PRIVATE OFFICE FOR POLICE AND CRIME COMMISSIONER (OPCC)	910,571

8.2 NYFRA committee meetings

Table 36: NYFRA Committees

Committee	Meeting Frequency	Terms of Reference
Audit and Performance Review Committee	4 per year	<ol style="list-style-type: none"> 1) To monitor, and report to the Authority on, the performance of the Service against: <ul style="list-style-type: none"> • The standards set by Government, including the National Fire and Rescue Framework and the Authority. • The Authority's Code of Governance in terms of implementation and compliance. 2) To develop and review the Authority's Business Management Framework, incorporating the Risk Management, Performance Management and Project Management frameworks, and to monitor the performance of the Authority against them. 3) To oversee the work of Internal Audit and consider its findings. 4) To oversee the work in respect of improvement planning and the Service's involvement in partnerships. 5) To oversee the work in respect of specific service improvement reviews and associated improvement plans. 6) To approve the final accounts. 7) To consider the External Auditors' Management Letter, Audit Plan and any consequent reports and to report to the Authority on any action it considers necessary to take as a consequence of those issues. 8) To monitor the exercise of delegated powers by officers. 9) To develop and review the Authority Members' development programme. 10) To oversee the production of the Authority's Annual Governance Statement and to make recommendations thereon to the Authority. 11) To ensure effective scrutiny of the Treasury Management Strategy and Policies (as required by the CIPFA Code of Practice on Treasury Management). 12) To carry out the Authority's standards functions, with a sub-committee of the Committee being responsible for standards and standards complaint handling issues.
Standards Sub-Committee	2 per year	<ol style="list-style-type: none"> 1) To be responsible for standards and standards complaint handling issues. 2) To have a role in relation to issues raised by or in relation to persistent and/or vexatious complainants. 3) To grant dispensations to Members and Co-opted Members under the Local Ethical Framework, after consultation with the Independent Person. (Power to grant dispensations has been delegated to the Monitoring Officer, after consultation with the Independent Person, where the timescales are such that a Standards Sub-Committee meeting cannot be convened and where the Monitoring Officer has consulted every available Member of the Standards Sub-Committee, all of whom consent to the granting of the dispensation.)
Pensions Board	1 per year	<p>The purpose of the Board is to assist North Yorkshire Fire and Rescue Authority in its role as a scheme manager of the Fire Fighters Pension Scheme. Such assistance is to:</p> <ol style="list-style-type: none"> a) secure compliance with the Regulations, any other legislation relating to the governance and administration of the Scheme, and requirements imposed by the Pensions Regulator in relation to the Scheme and; b) ensure the effective and efficient governance and administration of the Scheme.
Appeals Committee	Ad hoc	<p>To hear and determine appeals against the decision of officers, where provision exists for appeals to a Member level body, in respect of:-</p> <ol style="list-style-type: none"> a) dismissals; b) individual grievances (Principal Officers only); c) awards under the Firefighters' Pension Scheme.

Committee	Meeting Frequency	Terms of Reference
Appointments Committee	Ad hoc	<ol style="list-style-type: none"> 1) To exercise the functions set out below in respect of the Chief Fire Officer/Chief Executive and his/her Directors. 2) To determine an appropriate recruitment package within existing policies as regards salary, benefits and removal expenses in respect of vacancies in the above posts. 3) To appoint, as necessary, any recruitment consultants in respect of vacancies in the above posts. 4) Where a vacancy occurs in one of the above posts, to:- <ol style="list-style-type: none"> a) interview all applicants who meet the Personal Qualities and Attributes, and National Occupational Standards relevant to the post; or b) select a short-list of suitable applicants and interview those on that list; and (in either case) c) having carried out such interviews, either appoint one of the candidates to the vacancy, or decide not to appoint any of the candidates, but instead to take such further action in relation to the filling of the post as the Committee may determine. 5) To evaluate, from time to time, with the support of the Head of Human Resources as technical adviser, the terms and conditions of the above posts and make necessary changes to them.

8.3 Existing NYFRS and NYP collaboration

8.3.1 Collaboration between NYFRS and NYP

Table 37: NYP and NYFRS collaboration

Collaboration initiative	Partners	Detail
Transport and Logistics - Thirsk	NYP and NYFRS	Co-location of NYP and NYFRS Transport and Logistics functions.
Shared Transport and Logistics Manager	NYP and NYFRS	Shared post across NYP and NYFRS on a fixed term basis. This arrangement was ended by NYFRS on 31/03/17, but as of 15/06/17 discussions have restarted.
Co-location and estates sharing	NYP and NYFRS (possibly YAS)	Co-location of fire and police at Bedale since 2003. Plans in place for co-location of fire and police at Ripon, possibly with the Ambulance Service.
Integrated Community Safety Hub - Scarborough	NYFRS, NYP and other agencies	NYFRS Community Safety Officers, NYP and other agencies work out of the centrally located town hall and as such are able to communicate more effectively with one and other when providing a multi-agency approach to preventative measures and other issues. The success at Scarborough is now being extended into other areas with the creation of hubs in York, Harrogate and Selby.
Driver training – Coxwold House, Easingwold	NYP and NYFRS	Relocation of police driver training to the NYFRS training centre in Easingwold (a PFI site with an adjacent building that has spare capacity).
Procurement	NYFRS and NYP	Joint procurement for some services.

8.3.2 NYFRS collaboration (excluding collaboration with police)

Table 38: NYFRS collaboration excluding NYP

Collaboration initiative	Partners	Detail
Cornwall Control and Mobilising	Cornwall FRS	<ul style="list-style-type: none"> • Cornwall's Control Room receives calls and dispatches resources on behalf North Yorkshire (and vice versa), during busy periods.
Joint Fire Investigation Team	NYFRS, WYFRS, SYFRS, HFRS	<ul style="list-style-type: none"> • The regional fire investigation team comprises officers from each of the constituent fire authorities.
Emergency First Responders	NYFRS and YAS	<ul style="list-style-type: none"> • A pilot scheme designed to provide immediate first aid to people in life-threatening medical emergencies who live in rural communities. Uses a Retained Duty System, or 'on-call firefighters,' who already live and work in outlying areas, being deployed in a first responder capacity to medical emergencies in addition to ambulance crews. The firefighters will be deployed by YAS in the role of an Emergency First Responder to Red category calls, such as cardiac arrest patients, to provide time-critical care.
Financial services	North Yorkshire County Council	<ul style="list-style-type: none"> • SLA with the Council to provides some aspects of Treasury Management (i.e. investment of balances and TM Advisor), provision of the General Ledger and also Insurance advice and claims handling service.
Legal services	North Yorkshire County Council	<ul style="list-style-type: none"> • SLA to provide legal advice and democratic services (Authority secretariat)
Pensions administration (operational staff)	West Yorkshire Pension Fund	<ul style="list-style-type: none"> • SLA
Pensions administration (non-operational staff) and payroll	North Yorkshire County Council	<ul style="list-style-type: none"> • SLA
A joint tender for Property Valuations	NYFRS, HFRS, NYP, SYP, WYP and Humberside Police	<ul style="list-style-type: none"> • Carter Jonas won the contract.
Operational guidance	NYFRS, WYFRS, SYFRS, HFRS	<ul style="list-style-type: none"> • A virtual team developing operational guidance, delivered through the regional FRS meeting structure
Hazardous Materials and Environmental Protection Officers	NYFRS, WYFRS, SYFRS, HFRS	<ul style="list-style-type: none"> • Regional delivery of training and regional response arrangements in place

8.3.3 NYP collaboration (excluding collaboration with police)

Table 39: NYP collaboration excluding NYFRS

Collaboration initiative	Partners	Detail
Dogs Support Unit	Evolve – Cleveland, Durham and NYP	<ul style="list-style-type: none"> • Live as of 1 August 2016
Director of Collaborative Legal Services	Evolve – Cleveland, Durham and NYP	<ul style="list-style-type: none"> • Appointment commences 30 January 2017.
Legal Services Collaboration	Evolve – Cleveland, Durham and NYP	<ul style="list-style-type: none"> • Business case for a shared legal services provision to be developed once Director of Collaborative Legal Services is in post.
Major Investigation Team	Evolve – Cleveland and NYP	<ul style="list-style-type: none"> • Live as of 1 November 2016

Collaboration initiative	Partners	Detail
Substance Misuse Testing Service	Northumbria and NYP	<ul style="list-style-type: none"> Ends April 2018
Procurement	YatH (HP, NYP, SYP, WYP)	<ul style="list-style-type: none"> SYP is the lead force (since 2013)
Scientific Support	YatH (HP, NYP, SYP, WYP)	<ul style="list-style-type: none"> WYP is the lead force
Underwater Search	YatH (HP, NYP, SYP, WYP)	<ul style="list-style-type: none"> In place from September 2012, Humberside is the lead force
Odyssey	YatH (HP, NYP, SYP, WYP)	<ul style="list-style-type: none"> WYP is the lead force. Includes the Regional Organised Crime Unit, Intelligence Unit, Cyber Crime Unit, Protected Persons Unit, Asset Recovery Team and Government Agency Intelligence Unit.
Regional Asset Recovery Team	NE Region (Cleveland, Durham, HP, Northumbria, NYP, SYP, WTP)	<ul style="list-style-type: none"> WYP is the lead force, through Odyssey (above)
Regional Intelligence Unit	YatH (HP, NYP, SYP, WYP)	<ul style="list-style-type: none"> Work commenced December 2015, blueprint for an Early Help Safeguarding and Support hub expected March 2017.
Firearms Training	YatH (HP, NYP, SYP, WYP)	<ul style="list-style-type: none"> SYP is the lead force (since 2013)
Fleet	YatH (HP, NYP, SYP, WYP)	<ul style="list-style-type: none"> Regional Fleet Board
Technical Support Unit Direction and Control	YatH (HP, NYP, SYP, WYP)	<ul style="list-style-type: none"> WYP has direction of control of all resources
Core Capabilities	YatH (HP, NYP, SYP, WYP)	<ul style="list-style-type: none"> WYP is leading on the development of a business case for TSU, UCOL, UCF and OCG Mapping.
Disaster Victim Identification	NE Region (Cleveland, Durham, HP, Northumbria, NYP, SYP, WTP)	<ul style="list-style-type: none"> Regional DVI service, live as of 1 May 2016
CBRN	NE Region (Cleveland, Durham, HP, Northumbria, NYP, SYP, WTP)	<ul style="list-style-type: none"> Regional CBRN response. Go live began in May 2016, due to go live fully alongside national rollout of SOR in 2017.
Forensic Services	NE Region (Cleveland, Durham, HP, Northumbria, NYP, SYP, WTP)	<ul style="list-style-type: none"> Joint contract established November 2015
Special Branch and CT	NE Region (Cleveland, Durham, HP, Northumbria, NYP, SYP, WTP)	<ul style="list-style-type: none"> National review ongoing
National Police Air Service	Cleveland, Durham, NYP, SYP, WYP and NPAS	<ul style="list-style-type: none"> National collaboration in place since July 2015
ESMCP	All forces	<ul style="list-style-type: none"> Airwave replacement system, YatH forces working together to implement during 2017/18.

8.4 Collaboration opportunity assessment – prioritisation matrix

The matrix below shows the relative benefits for each in-scope collaboration opportunity.

Figure 31: Collaboration opportunity assessment

	Implementation start date	Speed of benefit	Scale of financial benefit	Scale of non-financial benefit	Cost of change	Complexity of change	Confidence in opportunity at this stage	Level of delivery risk	Overall
Shared data and intelligence	18/19	Medium term	Low	Medium	Medium	Medium	High	Medium	
Community Vulnerability Multi-agency Role (Safe and well visits)	18/19	Long term	Medium	High	Medium	High	Low	High	
Road safety	17/18	Long term	Low	Medium	Low	Low	Medium	Low	
Rural intervention	17/18	Long term	Low	Low	Medium	Medium	Low	Low	
Control room: opportunities for joint processes and estate	18/19	Medium term	Medium	Medium	High	High	Low	Medium	
Community Vulnerability Response Role (forced entry)	17/18	Medium term	Medium	Medium	Medium	Medium	Medium	Medium	
First responder scheme	18/19	Medium term	Low	Medium	Low	Low	Medium	Medium	
Shared transport and logistics	17/18	Long term	Low	Medium	Medium	Medium	High	Medium	
Shared estates	16/17	Long term	High	High	Medium	Medium	High	Medium	
Shared learning and development	18/19	Medium term	Low	Medium	Medium	High	Medium	Medium	
Shared procurement	16/17	Short term	Low	Low	Low	Low	High	Medium	
Shared corporate functions (sharing HR / IT / Finance teams) ¹	18/19	Short term	Low	Medium	Medium	High	Low	Low	
Shared corporate functions (sharing Estates functions) ¹	17/18	Short term	Low	Medium	Low	Medium	High	Low	
Shared corporate systems (IT) ¹	18/19	Long term	Low	Medium	Medium	High	Low	High	

Note: subsequent to workshops, some shared services were added as potential areas of focus, which might be possible under a change in governance, but not in the current model

8.5 Financial modelling assumptions – collaboration

8.5.1 Estates assumptions

- Capital investment across 8 different schemes - £2.0m
- Capital receipts from disposals of NYP sites - £1.5m
- Total current NYFRS recurrent expenditure across 8 schemes - £200k per annum
- Total NYP recurrent expenditure across 8 schemes - £350k per annum
- No attempt has been made at this stage to assess the operational benefits or viability of the proposals
- No attempt has been made to assess whether the capital funding is available for the proposals, and borrowing costs have not been included
- Capital costs for alterations / refurbishments are estimates. All figures are rounded
- Capital receipts for disposals for NYP are based on recent market valuations
- All floor areas and space requirements for new buildings and altered buildings are estimated
- Co-location dates are estimated based on NYP estates strategy dates but these currently have no standing in NYFRS
- The team has made an assumption that the projects are technically viable, but no work has been done to actually verify this

8.6 Financial modelling assumptions – governance options

This section describes the financial modelling assumptions for each collaboration opportunity and governance option.

8.6.1 Representation model

Table 40: Representation model assumptions

Type	Cost / benefit	£ (rounded)	Assumption
Recurrent	Governance cost	£17k	0.5 FTE of a Policy and Scrutiny Officer

8.6.2 Governance model

Table 41: Governance model assumptions

Type	Cost / benefit	£ (rounded)	Assumption
Recurrent	Governance benefit	£100k	NYFRA no longer exists and Monitoring Officer role can become part of OPCC Monitoring Officer role

Type	Cost / benefit	£ (rounded)	Assumption
Recurrent	Implementation cost	£34k	1 FTE of a Policy and Scrutiny Officer
Recurrent	Implementation cost	£30k	Additional governance support costs in OPCC
Total recurrent implementation costs		£64k	
One-off	Project manager	£49k	1 FTE, based on NYP pay scales
One-off	Project support	£29k	1 FTE, based on NYP pay scales
One-off	Consultation advice	£25k	An estimate of external support required
One-off	Audit fees	£17.5k	An estimate, if additional accounts are required
Total one-off implementation costs		£121k	

8.6.3 Single Employer model

Table 42: Single Employer model assumptions

Type	Cost / benefit	£ (rounded)	Assumption
Recurrent	Governance benefit	£100k	NYFRA no longer exists and Monitoring Officer role can become part of OPCC Monitoring Officer role
Recurrent	Governance cost	£34k	1 FTE of a Policy and Scrutiny Officer
Recurrent	Governance cost	£30k	Additional governance support costs in OPCC
Total recurrent implementation costs		£64k	
One-off	Programme manager	£126k	1 FTE, based on NYP pay scales, over 2 years

Type	Cost / benefit	£ (rounded)	Assumption
One-off	Project manager	£98k	1 FTE, based on NYP pay scales, over 2 years
One-off	Project support	£58k	1 FTE, based on NYP pay scales, over 2 years
One-off	Consultation advice	£40k	An estimate of external support required for public and staff consultation
One-off	Additional professional advice	£50k	Estimate of HR and legal advice required
One-off	Audit fees	£17.5k	An estimate, if additional accounts are required
Total one-off implementation costs		£390k	

8.6.4 Overarching financial modelling assumptions

Economic case

- The HM Treasury discount rate of 3.5% has been applied to real terms prices to calculate a net present value
- Year 0 start date for NPV calculations starts at April 2017
- All costs are assumed to be flat in real terms

Financial case

For the financial case, costs are uplifted for inflation based on the ONS GDP deflators as at Dec-16:

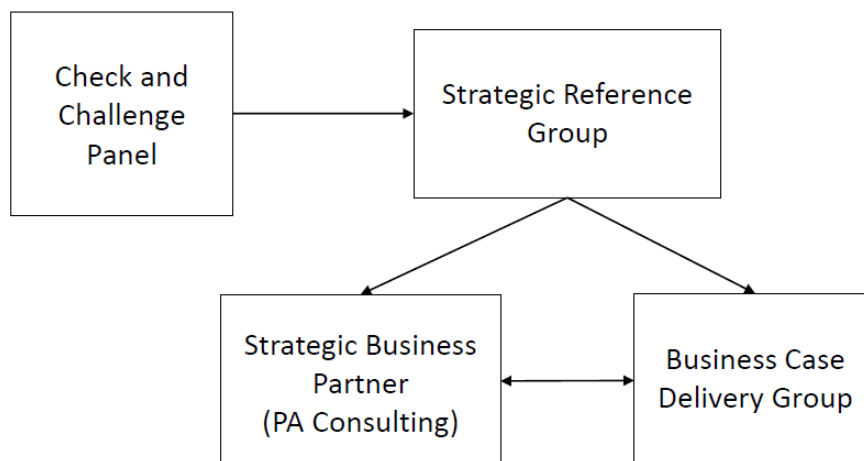
- 2017/18: 1.5%
- 2018/19: 2.1%
- 2019/20: 1.8%
- 2020/21: 1.9%
- 2021/22 onwards: 2.0% (based on inflation target)

<https://www.gov.uk/government/statistics/gdp-deflators-at-market-prices-and-money-gdp-december-2016-quarterly-national-accounts>

8.7 Terms of Reference for Boards

The LBC process has been supported by the following governance structure.

Figure 32: LBC governance structure



8.7.1 Strategic Reference Group terms of reference

- **Membership:** PCC, NYFRA Chair, Leader of North Yorkshire County Council, Leader of CYC, NYP Chief Constable, NYFRS Chief Fire Officer, PCC Monitoring Officer, NYFRA Monitoring Officer, Chief Executive of NYCC, Chief Executive of CYC, PCC Section 151 Officer, NYFRA Section 151 Officer
- **Meets:** Monthly or at presentation of options assessments and local business case.
- **Purpose:** To ensure that the local business case (under the provisions of S.6 Police & Crime Bill 2016) is fully informed, adequately resourced and can make the very best recommendation in the interests of economy, efficiency and effectiveness, and public safety.
- **Aims:**
 - To ensure that the strategic business partner appointed has access to all necessary information to inform the business case
 - To ensure that the business case is developed in compliance with the national guidance on Police and Fire Integration, HM Treasury's 'Green Book' model for public sector business cases and any other emerging best practice
 - To ensure the Business Case Delivery Group co-ordinates the work needed to enable and inform the development of the business case in a timely and efficient manner
 - To help ensure that communications by interested parties on the development and progress of the business case are clear, factual and accurate.
 - To be cognisant of learning emerging from both the Home Office Working Group and the development of other similar business cases being prepared nationally
 - To maintain a close working relationship with the 'Bluelight' Emergency Services Collaboration Working Group and ensure all relevant information is shared
 - To help interested parties identify and mitigate any risks in relation to the development of the business case
 - To consider and respond to recommendations of the Check & Challenge Panel

8.7.2 Check and Challenge Panel terms of reference

- **Membership:** D&DRFRS CFO, T&WFRS CFO, GMFRS Director of Corporate Support, former NYP ACC, WAS Chair, Civil Contingencies Secretariat Deputy Director, NY HMIC, NYFRA Monitoring Officer; PCC Chief of Staff, PCC Monitoring Officer
- **Meets:** Prior to presentation of options assessment reports and local business case.
- **Purpose:** The 'Check and Challenge Panel' will draw on each member's knowledge, skill and experience to advise the Strategic Reference Group.

- **Aims:**
 - Provide expert and objective scrutiny of the project's thinking and findings
 - Act as a critical friend to the Strategic Reference Group by providing insightful and invaluable feedback to help shape the very best business case for the public of North Yorkshire

8.7.3 Business Case Delivery Group terms of reference

- **Membership:** The following individuals or their deputies as appointed on a meeting-by-meeting basis: PCC Chief of Staff, NYP Head of Organisational Development, NYP Partnership Hub Superintendent, NYP Chief Finance Officer, NYFRS Assistant Chief Fire Officer, NYFRS Head of Finance and Administration, NYFRS Head of Risk Management
- **Meets:** Fortnightly
- **Purpose:** To facilitate the development of the local business case with the strategic business partner in response to the provisions made under S.6 Police & Crime Bill 2016, working to the timescales specified.
- **Aims:**
 - To act as points of contacts for the strategic business partner and to facilitate the business partner having access to all necessary information from members respective organisations to ensure the business case is as best informed as possible
 - To act as points of contacts for the individual interested parties and ensure that the appropriate lines of communication are provided to and from each parties respective governance structure
 - To identify with the business partner potential risks and issues
 - To ensure that communications by interested parties on the development and progress of the business case are clear, factual and accurate
 - To use any best practice and learning available from the group members
 - To take into consideration the collaboration opportunities identified by the Emergency Services Collaboration Working Group and other bodies where best practice may be emerging